



X30 SENIOR

Test-Session 3 even

Track length: 1.110 Km

Session Started: 13:50:03

Best Lap by: 822 - Elia Weiss - 44.597

Rank	#	Driver	Nat	Sponsor Entrant	Nat	License E-License	Make	laps	Best Lap	Diff	In Lap	Penalty
1	822	Elia Weiss	DEU	DSK e.V. Ja zum Motorsport SIM-ON	DEU	ITG38504 KBF39246	Kosmic/IAME/Komet	18	44.597		12	
2	920	Donar Munding	LIE	Stern Motorsport	DEU	ITC-C12345 BIC38195	KR/IAME/Komet	18	44.662	0.065	9	
3	830	Max Hezel	DEU	ADAC Hessen-Thüringen e.V. CV Performance Group	DEU	ITF38265 BIF38321	KR/IAME/Komet	15	44.762	0.165	8	
4	810	Daniel Guinchart	GBR	SFR Motorsport	GBR	ITC-C292117 IBL368379	KR/IAME/Komet	13	44.799	0.202	5	
5	812	Rocco Curcio	DEU	ADAC Württemberg e.V. AT-Motorsport	DEU	ITE29607 KBF38996	Exprit/IAME/Komet	15	44.863	0.266	8	
6	904	Tobias Feeser	DEU	Sonja Feeser	DEU	ITE13863 BEK1198789	KR/IAME/Komet	11	44.870	0.273	11	
7	854	Daniel Brozovic	DEU	Valier Motorsport	DEU	ITE 42036 KBF39300	Energy/IAME/Komet	17	44.883	0.286	7	
8	876	Cemil Bayyati	DEU	Dörr Motorsport	DEU	ITG15366 BIF38420	KR/IAME/Komet	16	44.933	0.336	6	
9	844	Kevin Wagner	DEU	MSC-Langefeld e. V. im ADAC TB Racing Team	DEU	ITE 11828 KBF38262	KR/IAME/Komet	15	45.002	0.405	7	
10	836	Max Ohsenbrink	DEU	KSL Racing Team	DEU	ITE18670 KBF1304585	Alonso/IAME/Komet	18	45.019	0.422	7	
11	816	Elias Schorneck	DEU	VDB Kart Racing	DEU	ITE40538 KBF10478	Tony Kart/IAME/Komet	11	45.109	0.512	9	
12	898	Hawk Baylaan White	GBR	AT Motorsport	DEU	ITE40903 BIC38996	Exprit/IAME/Komet	20	45.151	0.554	6	
13	884	Davin Singer	DEU	ADAC Südbaden e.V. CV Performance Group	DEU	ITE 23384 BIF38321	KR/IAME/Komet	17	45.160	0.563	10	
14	820	Felix Maurer	DEU	DUTT MOTORSPORT by FENSTER.com	LUX	NKA41244 IBLK867	Tony Kart/IAME/Komet	12	45.249	0.652	6	
15	888	Louis Schütze	DEU	RF Racing	DEU	ITE 17941 KBF41358	KR/IAME/Komet	17	45.370	0.773	13	
16	824	Noel Honguero	DEU	VDB Kart Racing	DEU	NKA39248 KBF10478	Tony Kart/IAME/Komet	12	45.499	0.902	8	
17	834	Moritz Schwing	DEU	Team NKS	DEU	ITE 12057 KBF29153	DR/IAME/Komet	17	45.506	0.909	4	
18	818	Matthy Vandebroek	DEU	VDB Kart Racing	DEU	ITE 11491 KBF10478	Tony Kart/IAME/Komet	20	45.516	0.919	12	
19	808	Eric Wess	DEU	Kartshop Ampfing	DEU	ITE44964 KBF25142	Drago Corse/IAME/Komet	16	45.565	0.968	15	
20	882	Colin Hahn	DEU	Team Hemkemeyer	DEU	NKA25476 KBF42853	Falcon/IAME/Komet	16	45.643	1.046	6	
21	872	Tobias Burgstahler	DEU	ADAC Württemberg e.V. Stern Motorsport	DEU	NKA38364 KBF38195	KR/IAME/Komet	16	46.097	1.500	16	
22	918	Leonard Schutzmann	ARE	CRG Deutschland	DEU	ITFK23 051 KBF18122	CRG/IAME/Komet	15	46.345	1.748	10	
23	814	Nina Aptsiauri	GEO	CRG Deutschland	DEU	ITF230054 KBF18122	CRG/IAME/Komet	14	46.453	1.856	6	
24	806	Moritz Fischer	DEU	ADAC Pfalz e.V. DUTT MOTORSP. by FENSTER.COM	LUX	NKA26409 IBLK867	Tony Kart/IAME/Komet	0			0	

Announcements

806 no transpondersignal

Timekeeper
M.Riehmers

Race Director
H.Seidel



INT. ADAC Kartrennen Kerpen

X30 SENIOR

Erftlandring Kerpen 1,110 Km

Test-Session 3 even

19.07.2024 13:50

Practice (15:00 Time) started at 13:50:03

Lap	Time of Day	Lap Tm	Diff	S1 Tm	S2 Tm	S3 Tm
(822) Elia Weiss						
1	13:51:00.427	47.000	+2.403	14.587	20.405	12.008
2	13:51:46.235	45.808	+1.211	13.773	20.193	11.842
3	13:52:31.113	44.878	+0.281	13.211	19.868	11.799
4	13:53:16.051	44.938	+0.341	13.175	19.972	11.791
5	13:54:00.929	44.878	+0.281	13.376	19.796	11.706
6	13:54:45.664	44.735	+0.138	13.131	19.838	11.766
7	13:55:30.309	44.645	+0.048	13.120	19.741	11.784
8	13:56:14.977	44.668	+0.071	13.139	19.792	11.737
9	13:58:22.975	2:07.998	+1:23.401	13.125	19.730	1:35.143
10	13:59:08.227	45.252	+0.655	13.695	19.822	11.735
11	13:59:56.146	47.919	+3.322	13.185	20.798	13.936
12	14:00:40.743	44.597		13.148	19.714	11.735
13	14:01:57.754	1:17.011	+32.414	13.159	19.921	43.931
14	14:02:43.045	45.291	+0.694	13.663	19.806	11.822
15	14:03:28.158	45.113	+0.516	13.103	19.772	12.238
16	14:04:13.117	44.959	+0.362	13.171	19.912	11.876
17	14:04:57.815	44.698	+0.101	13.113	19.831	11.754
18	14:05:42.538	44.723	+0.126	13.137	19.832	11.754

Lap	Time of Day	Lap Tm	Diff	S1 Tm	S2 Tm	S3 Tm
(920) Donar Munding						
1	13:51:08.882	49.781	+5.119	15.906	21.257	12.618
2	13:51:56.987	48.105	+3.443	15.294	20.808	12.003
3	13:52:42.275	45.288	+0.626	13.277	19.925	12.086
4	13:53:27.479	45.204	+0.542	13.430	19.732	12.042
5	13:54:12.527	45.048	+0.386	13.376	19.875	11.797
6	13:54:57.364	44.837	+0.175	13.295	19.826	11.716
7	13:55:42.369	45.005	+0.343	13.152	19.867	11.986
8	13:56:27.375	45.006	+0.344	13.318	19.833	11.855
9	13:57:12.037	44.652		13.188	19.729	11.745
10	13:59:01.563	1:49.526	+1:04.864	13.246	20.027	1:16.253
11	13:59:48.200	46.637	+1.975	14.899	19.940	11.798
12	14:00:32.914	44.714	+0.052	13.206	19.800	11.708
13	14:01:18.651	45.737	+1.075	13.560	20.275	11.902
14	14:02:03.317	44.666	+0.004	13.181	19.762	11.723
15	14:02:48.286	44.969	+0.307	13.173	19.860	11.936
16	14:03:35.540	47.254	+2.592	13.250	20.183	13.821
17	14:04:20.391	44.851	+0.189	13.220	19.867	11.764
18	14:05:05.693	45.302	+0.640	13.210	20.095	11.997

Lap	Time of Day	Lap Tm	Diff	S1 Tm	S2 Tm	S3 Tm
(830) Max Hezel						
1	13:51:44.071	47.644	+2.882	14.894	20.644	12.106
2	13:52:29.505	45.434	+0.672	13.403	20.043	11.988
3	13:53:14.772	45.267	+0.505	13.316	19.929	12.022
4	13:54:01.686	46.914	+2.152	14.068	20.786	12.060
5	13:54:46.676	44.990	+0.228	13.294	19.883	11.813
6	13:55:31.556	44.880	+0.118	13.232	19.818	11.830
7	13:56:16.353	44.797	+0.035	13.213	19.741	11.843
8	13:57:01.115	44.762		13.251	19.741	11.770
9	13:57:46.123	45.008	+0.246	13.242	19.935	11.831
10	13:59:46.016	1:59.893	+1:15.131	13.366	20.464	1:26.063
11	14:00:32.639	46.623	+1.861	14.883	19.865	11.875
12	14:01:17.663	45.024	+0.262	13.338	19.815	11.871
13	14:02:02.693	45.080	+0.268	13.304	19.868	11.858
14	14:02:47.659	44.966	+0.204	13.270	19.894	11.802
15	14:03:33.004	45.345	+0.583	13.332	19.901	12.112

Lap	Time of Day	Lap Tm	Diff	S1 Tm	S2 Tm	S3 Tm
(810) Daniel Guinchard						
1	13:55:58.084	47.088	+2.289	14.608	20.513	11.967
2	13:56:43.392	45.308	+0.509	13.379	19.998	11.931
3	13:57:28.528	45.136	+0.337	13.283	19.953	11.900
4	13:58:13.397	44.869	+0.070	13.220	19.822	11.827
5	13:58:58.196	44.799		13.128	19.834	11.837
6	13:59:43.036	44.840	+0.041	13.208	19.821	11.811
7	14:00:28.475	45.439	+0.640	13.495	20.025	11.919
8	14:01:13.650	45.175	+0.376	13.329	19.956	11.890
9	14:01:58.955	45.305	+0.506	13.339	20.077	11.889
10	14:02:44.532	45.577	+0.778	13.230	20.414	11.933
11	14:03:29.811	45.279	+0.480	13.295	20.033	11.951
12	14:04:15.073	45.262	+0.463	13.316	20.060	11.886
13	14:05:00.304	45.231	+0.432	13.292	20.060	11.879

Lap	Time of Day	Lap Tm	Diff	S1 Tm	S2 Tm	S3 Tm
(812) Rocco Curcio						

Lap	Time of Day	Lap Tm	Diff	S1 Tm	S2 Tm	S3 Tm
1	13:51:09.148	49.718	+4.855	15.787	21.177	12.754
2	13:54:28.959	3:19.811	+2:34.948	13.698	26.166	2:39.947
3	13:55:16.989	48.030	+3.167	14.683	21.286	12.061
4	13:56:02.091	45.102	+0.239	13.393	19.819	11.890
5	13:56:47.050	44.959	+0.096	13.328	19.809	11.822
6	13:57:32.159	45.109	+0.246	13.406	19.829	11.874
7	13:58:17.165	45.006	+0.143	13.351	19.863	11.792
8	13:59:02.028	44.863		13.243	19.862	11.758
9	13:59:47.028	45.000	+0.137	13.313	19.909	11.778
10	14:01:26.527	1:39.499	+54.636	13.560	19.864	1:06.075
11	14:02:11.881	45.354	+0.491	13.705	19.905	11.744
12	14:02:56.935	45.054	+0.191	13.351	19.905	11.798
13	14:03:41.859	44.924	+0.061	13.255	19.832	11.837
14	14:04:27.221	45.362	+0.499	13.629	19.876	11.857
15	14:05:12.157	44.936	+0.073	13.251	19.889	11.796

Lap	Time of Day	Lap Tm	Diff	S1 Tm	S2 Tm	S3 Tm
(904) Tobias Feeser						
1	13:58:02.731	57.304	+12.434	19.085	24.381	13.838
2	13:58:52.635	49.904	+5.034	15.624	21.450	12.830
3	13:59:41.838	49.203	+4.333	14.831	21.196	13.176
4	14:00:30.411	48.573	+3.703	15.133	20.842	12.598
5	14:01:15.784	45.373	+0.503	13.481	20.034	11.858
6	14:02:00.718	44.934	+0.064	13.306	19.875	11.753
7	14:02:46.356	45.638	+0.768	13.249	20.324	12.065
8	14:03:32.265	45.909	+1.039	13.639	20.087	12.183
9	14:04:17.439	45.174	+0.304	13.354	19.946	11.874
10	14:05:02.338	44.899	+0.029	13.238	19.851	11.810
11	14:05:47.208	44.870		13.190	19.913	11.767

Lap	Time of Day	Lap Tm	Diff	S1 Tm	S2 Tm	S3 Tm
(854) Daniel Brozovic						
1	13:52:14.255	1:57.942	+1:13.059	14.936	20.961	1:22.045
2	13:53:00.799	46.544	+1.661	14.131	20.485	11.928
3	13:53:45.973	45.174	+0.291	13.343	19.996	11.835
4	13:54:31.004	45.031	+0.148	13.324	19.920	11.787
5	13:55:16.215	45.211	+0.328	13.367	20.044	11.800
6	13:56:01.163	44.948	+0.065	13.336	19.855	11.757
7	13:56:46.046	44.883		13.282	19.886	11.715
8	13:58:58.260	2:12.214	+1:27.331	13.195	19.886	1:39.133
9	13:59:43.886	45.626	+0.743	13.814	19.973	11.839
10	14:00:29.142	45.256	+0.373	13.362	20.147	11.747
11	14:01:14.760	45.618	+0.735	13.351	20.028	12.239
12	14:01:59.873	45.113	+0.230	13.341	19.926	11.846
13	14:02:45.723	45.850	+0.967	13.364	19.997	12.489
14	14:03:30.809	45.086	+0.203	13.340	19.968	11.778
15	14:04:15.957	45.148	+0.265	13.289	20.002	11.857
16	14:05:01.117	45.160	+0.277	13.273	19.927	11.960
17	14:05:46.312	45.195	+0.312	13.342	19.981	11.872

Lap	Time of Day	Lap Tm	Diff	S1 Tm	S2 Tm	S3 Tm
(876) Cemil Bayyati						
1	13:51:58.374	50.697	+5.764	17.153	21.346	12.198
2	13:52:43.736	45.362	+0.429	13.486	19.991	11.885

INT. ADAC Kartrennen Kerpen

X30 SENIOR

Erftlandring Kerpen 1,110 Km

Test-Session 3 even

19.07.2024 13:50

Practice (15:00 Time) started at 13:50:03

Lap	Time of Day	Lap Tm	Diff	S1 Tm	S2 Tm	S3 Tm	Lap	Time of Day	Lap Tm	Diff	S1 Tm	S2 Tm	S3 Tm
8	13:58:14.315	45.083	+0.081	13.262	19.985	11.836	10	13:58:25.913	45.160		13.350	19.983	11.827
9	13:58:59.417	45.102	+0.100	13.200	20.019	11.883	11	13:59:53.387	1:27.474	+42.314	13.486	20.161	53.827
10	13:59:44.538	45.121	+0.119	13.233	20.002	11.886	12	14:01:24.431	1:31.044	+45.884	13.945	22.725	54.374
11	14:01:34.923	1:50.385	+1:05.383	13.313	20.417	1:16.655	13	14:02:10.833	46.402	+1.242	14.157	20.274	11.971
12	14:02:20.960	46.037	+1.05.383	13.907	20.216	11.914	14	14:02:56.330	45.497	+0.337	13.520	20.106	11.871
13	14:03:06.646	45.686	+0.684	13.346	20.112	12.228	15	14:03:41.714	45.384	+0.224	13.418	20.063	11.903
14	14:03:52.336	45.690	+0.688	13.389	20.169	12.132	16	14:04:27.691	45.977	+0.817	14.009	20.056	11.912
15	14:04:38.034	45.698	+0.696	13.416	20.327	11.955	17	14:05:12.853	45.162	+0.002	13.298	19.957	11.907

(836) Max Ohsenbrink

1	13:51:09.479	47.902	+2.883	14.706	20.659	12.537
2	13:51:55.528	46.049	+1.030	13.772	20.309	11.968
3	13:52:40.980	45.452	+0.433	13.353	20.311	11.788
4	13:53:26.054	45.074	+0.055	13.374	19.908	11.792
5	13:54:11.132	45.078	+0.059	13.388	19.857	11.833
6	13:54:56.227	45.095	+0.076	13.321	19.915	11.859
7	13:55:41.246	45.019		13.288	19.936	11.795
8	13:56:26.417	45.171	+0.152	13.430	19.920	11.821
9	13:57:11.557	45.140	+0.121	13.340	19.967	11.833
10	13:59:05.412	1:53.855	+1:08.836	13.401	20.194	1:20.260
11	13:59:51.390	45.978	+0.959	13.873	19.993	12.112
12	14:00:36.822	45.432	+0.413	13.567	20.024	11.841
13	14:01:22.513	45.691	+0.672	13.434	20.405	11.852
14	14:02:07.810	45.297	+0.278	13.410	20.061	11.826
15	14:02:53.014	45.204	+0.185	13.380	19.949	11.875
16	14:03:38.243	45.229	+0.210	13.402	19.989	11.838
17	14:04:23.667	45.424	+0.405	13.381	20.075	11.968
18	14:05:08.959	45.292	+0.273	13.390	20.021	11.881

(820) Felix Maurer

1	13:51:09.908	47.668	+2.419	14.808	20.529	12.331
2	13:51:57.160	47.252	+2.003	14.474	20.736	12.042
3	13:52:42.533	45.373	+0.124	13.316	20.049	12.008
4	13:54:01.375	1:18.842	+33.593	13.550	20.069	45.223
5	13:54:47.705	46.330	+1.081	14.253	20.110	11.967
6	13:55:32.954	45.249		13.360	19.977	11.912
7	13:56:18.341	45.387	+0.138	13.379	20.105	11.903
8	13:57:03.821	45.480	+0.231	13.401	20.134	11.945
9	13:57:49.385	45.564	+0.315	13.368	20.239	11.957
10	13:58:34.745	45.360	+0.111	13.371	20.057	11.932
11	13:59:20.060	45.315	+0.066	13.395	19.999	11.921
12	14:00:05.940	45.880	+0.631	13.326	20.215	12.339

(888) Louis Schütze

1	13:51:09.306	49.013	+3.643	15.294	21.168	12.551
2	13:51:56.182	46.876	+1.506	13.868	20.938	12.070
3	13:52:41.935	45.753	+0.383	13.350	20.349	12.054
4	13:53:27.371	45.436	+0.066	13.316	20.113	12.007
5	13:54:13.226	45.855	+0.485	13.668	20.136	12.051
6	13:54:58.681	45.455	+0.085	13.457	20.061	11.937
7	13:55:44.168	45.487	+0.117	13.372	20.118	11.997
8	13:56:29.927	45.769	+0.389	13.720	20.026	12.013
9	13:59:01.818	2:31.891	+1:46.521	13.606	20.114	1:58.171
10	13:59:49.083	47.265	+1.895	14.924	20.292	12.049
11	14:00:34.590	45.507	+0.137	13.389	20.102	12.016
12	14:01:20.252	45.662	+0.292	13.421	20.220	12.021
13	14:02:05.622	45.370		13.392	20.050	11.928
14	14:02:51.120	45.498	+0.128	13.412	20.116	11.970
15	14:03:36.716	45.596	+0.226	13.434	20.130	12.032
16	14:04:22.386	45.670	+0.300	13.498	20.197	11.975
17	14:05:07.942	45.556	+0.186	13.375	20.153	12.028

(816) Elias Schorneck

1	13:51:15.017	48.335	+3.226	15.208	20.792	12.335
2	13:52:01.091	46.074	+0.965	13.575	20.270	12.229
3	13:52:46.945	45.854	+0.745	13.578	20.208	12.068
4	13:53:32.550	45.605	+0.496	13.662	20.042	11.901
5	13:54:18.096	45.546	+0.437	13.379	20.222	11.945
6	13:55:03.252	45.156	+0.047	13.305	20.020	11.831
7	13:55:48.380	45.128	+0.019	13.301	19.989	11.938
8	13:56:33.721	45.341	+0.232	13.418	20.014	11.909
9	13:57:18.830	45.109		13.296	19.865	11.948
10	13:58:04.244	45.414	+0.305	13.385	20.014	12.015
11	13:58:49.982	45.738	+0.629	13.632	20.072	12.034

(824) Noel Honguero

1	13:51:06.237	48.529	+3.030	15.207	21.048	12.274
2	13:54:47.853	3:41.616	+2:56.117	13.583	20.554	3:07.479
3	13:55:36.652	48.799	+3.300	16.018	20.558	12.223
4	13:56:22.510	45.858	+0.359	13.653	20.204	12.001
5	13:59:05.831	2:43.321	+1:57.822	13.494	20.255	2:09.572
6	13:59:51.901	46.070	+0.571	13.880	20.188	12.007
7	14:00:37.448	45.547	+0.048	13.408	20.138	12.001
8	14:01:22.947	45.499		13.408	20.152	11.939
9	14:02:08.472	45.625	+0.026	13.469	20.049	12.007
10	14:02:54.059	45.587	+0.088	13.407	20.125	12.055
11	14:03:39.742	45.683	+0.184	13.462	20.196	12.025
12	14:04:25.320	45.578	+0.079	13.434	20.191	11.953

(898) Hawk Baylaan White

1	13:51:09.763	49.004	+3.853	15.156	21.380	12.468
2	13:51:56.341	46.578	+1.427	13.834	20.582	12.162
3	13:52:42.138	45.797	+0.646	13.447	20.230	12.030
4	13:53:28.415	46.277	+1.126	13.885	20.327	12.065
5	13:54:13.661	45.246	+0.095	13.299	20.027	11.920
6	13:54:58.812	45.151		19.907	11.907	11.907
7	13:55:44.266	45.454	+0.303	13.421	20.037	11.996
8	13:56:29.683	45.417	+0.266	13.452	19.968	11.997
9	13:57:14.888	45.205	+0.054	13.312	20.006	11.887
10	13:58:01.069	46.181	+1.030	13.368	20.418	12.395
11	13:58:46.373	45.304	+0.153	13.347	20.091	11.866
12	13:59:31.696	45.323	+0.172	13.401	19.955	11.967
13	14:00:17.169	45.473	+0.322	13.417	20.079	11.977
14	14:01:02.711	45.542	+0.391	13.418	20.166	11.958
15	14:01:48.116	45.405	+0.254	13.345	20.040	12.020
16	14:02:33.578	45.462	+0.311	13.439	20.108	11.915
17	14:03:18.946	45.368	+0.217	13.389	20.064	11.915
18	14:04:04.717	45.771	+0.620	13.311	20.373	12.087
19	14:04:50.015	45.298	+0.147	13.387	20.013	11.898
20	14:05:35.278	45.263	+0.112	13.324	19.988	11.951

(834) Moritz Schwing

1	13:52:04.741	49.311	+3.805	15.519	21.385	12.407
2	13:52:51.063	46.322	+0.816	13.676	20.526	12.120
3	13:53:36.935	45.872	+0.366	13.486	20.216	12.170
4	13:54:22.441	45.506		13.357	20.101	12.048
5	13:55:08.128	45.687	+0.181	13.372	20.262	12.053
6	13:55:53.771	45.643	+0.137	13.400	20.245	11.998
7	13:56:39.462	45.691	+0.185	13.384	20.261	12.046
8	13:57:25.107	45.645	+0.139	13.439	20.228	11.978
9	13:58:11.027	45.920	+0.414	13.492	20.313	12.115
10	13:58:56.652	45.625	+0.119	13.445	20.211	11.969
11	13:59:42.880	46.228	+0.722	13.550	20.571	12.107
12	14:00:28.915	46.035	+0.529	13.865	20.172	11.998
13	14:01:14.683	45.768	+0.262	13.324	20.245	12.199
14	14:02:00.423	45.740	+0.234	13.653	20.137	11.950
15	14:02:46.265	45.842	+0.336	13.397	20.336	12.109
16	14:03:32.617	46.352	+0.846	14.030	20.275	12.047
17	14:04:18.570	45.953	+0.447	13.511	20.313	12.129

(884) Davin Singer

1	13:51:36.139	51.536	+6.376	18.295	21.033	12.208
2	13:52:22.024	45.885	+0.725	13.554	20.312	12.019
3	13:53:07.877	45.853	+0.693	13.487	20.323	12.043
4	13:53:53.394	45.517	+0.357	13.434	20.093	11.990
5	13:54:38.867	45.473	+0.313	13.469	20.118	11.896
6	13:55:24.596	45.729				

INT. ADAC Kartrennen Kerpen

X30 SENIOR

Erftlandring Kerpen 1,110 Km

Test-Session 3 even

19.07.2024 13:50

Practice (15:00 Time) started at 13:50:03

Lap	Time of Day	Lap Tm	Diff	S1 Tm	S2 Tm	S3 Tm
(818) Matthy Vandebroek						
1	13:51:07.185	49.747	+4.231	15.338	21.856	12.553
2	13:51:54.898	47.713	+2.197	13.836	20.571	13.306
3	13:52:43.601	48.703	+3.187	13.724	22.410	12.569
4	13:53:29.839	46.238	+0.722	13.957	20.224	12.057
5	13:54:15.631	45.792	+0.276	13.563	20.240	11.989
6	13:55:01.330	45.699	+0.183	13.584	20.139	11.976
7	13:55:46.998	45.668	+0.152	13.482	20.183	12.003
8	13:56:32.746	45.748	+0.232	13.532	20.227	11.989
9	13:57:18.427	45.681	+0.165	13.492	20.192	11.997
10	13:58:04.129	45.702	+0.186	13.530	20.179	11.993
11	13:58:50.221	46.092	+0.576	13.991	20.138	11.963
12	13:59:35.737	45.516		13.469	20.087	11.960
13	14:00:21.303	45.566	+0.050	13.469	20.117	11.980
14	14:01:06.985	45.682	+0.166	13.492	20.170	12.020
15	14:01:52.641	45.656	+0.140	13.472	20.195	11.989
16	14:02:38.392	45.751	+0.235	13.516	20.251	11.984
17	14:03:24.169	45.777	+0.261	13.519	20.189	12.069
18	14:04:10.150	45.981	+0.465	13.611	20.274	12.096
19	14:04:56.185	46.035	+0.519	13.560	20.432	12.043
20	14:05:42.104	45.919	+0.403	13.581	20.256	12.082

Lap	Time of Day	Lap Tm	Diff	S1 Tm	S2 Tm	S3 Tm
(808) Eric Weiss						
1	13:51:00.933	46.903	+1.338	14.282	20.552	12.069
2	13:51:47.313	46.380	+0.815	14.026	20.292	12.062
3	13:52:34.546	47.233	+1.668	14.733	20.371	12.129
4	13:53:20.169	45.623	+0.058	13.398	20.232	11.993
5	13:54:05.964	45.795	+0.230	13.352	20.243	12.200
6	13:54:51.659	45.695	+0.130	13.770	20.024	11.901
7	13:55:37.280	45.621	+0.056	13.587	20.105	12.129
8	13:56:22.859	45.579	+0.014	13.581	19.988	12.010
9	13:57:08.757	45.898	+0.333	13.401	20.118	12.379
10	13:58:32.468	1:23.711	+38.146	14.769	20.317	48.625
11	13:59:19.103	46.635	+1.070	14.180	20.415	12.040
12	14:00:06.011	46.908	+1.343	13.880	20.495	12.533
13	14:00:52.357	46.346	+0.781	13.863	20.353	12.130
14	14:01:38.054	45.697	+0.132	13.369	20.252	12.076
15	14:02:23.619	45.565		13.474	20.153	11.938
16	14:03:09.330	45.711	+0.146	13.385	20.224	12.102

Lap	Time of Day	Lap Tm	Diff	S1 Tm	S2 Tm	S3 Tm
(882) Colin Hahn						
1	13:51:51.677	49.474	+3.831	15.641	21.476	12.357
2	13:52:38.122	46.445	+0.802	13.707	20.447	12.291
3	13:53:23.942	45.820	+0.177	13.572	20.233	12.015
4	13:54:10.189	46.247	+0.604	13.595	20.421	12.231
5	13:54:56.657	46.468	+0.825	13.637	20.672	12.159
6	13:55:42.300	45.643		13.499	20.148	11.996
7	13:56:28.599	46.299	+0.656	13.804	20.385	12.110
8	13:57:14.502	45.903	+0.260	13.514	20.258	12.131
9	13:57:50.541	2:26.039	+1:40.396	13.555	20.260	1:52.224
10	14:00:27.631	47.090	+1.447	14.710	20.256	12.124
11	14:01:13.493	45.862	+0.219	13.561	20.303	11.998
12	14:01:59.838	46.345	+0.702	14.014	20.219	12.112
13	14:02:46.962	47.124	+1.481	13.795	21.137	12.192
14	14:03:33.353	46.391	+0.748	13.577	20.386	12.428
15	14:04:19.628	46.275	+0.632	13.505	20.360	12.410
16	14:05:06.119	46.491	+0.848	13.653	20.467	12.371

Lap	Time of Day	Lap Tm	Diff	S1 Tm	S2 Tm	S3 Tm
(872) Tobias Burgstahler						
1	13:51:20.768	50.129	+4.032	15.842	21.642	12.645
2	13:52:07.769	47.001	+0.904	13.915	20.713	12.373
3	13:52:54.414	46.645	+0.548	13.630	20.726	12.289
4	13:53:40.800	46.386	+0.289	13.627	20.524	12.235
5	13:54:27.328	46.528	+0.431	13.539	20.826	12.163
6	13:55:14.987	1:18.659	+32.562	13.680	20.488	44.491
7	13:56:02.402	47.415	+1.318	14.446	20.849	12.120
8	13:56:50.304	46.902	+0.805	14.043	20.650	12.209
9	13:57:38.560	46.256	+0.159	13.601	20.500	12.155
10	13:58:26.737	46.177	+0.080	13.480	20.450	12.247
11	13:59:15.165	46.428	+0.331	13.725	20.406	12.297
12	14:00:03.359	46.194	+0.097	13.518	20.478	12.198
13	14:00:51.619	46.260	+0.163	13.525	20.542	12.193
14	14:01:39.868	46.549	+0.452	13.768	20.529	12.252

Lap	Time of Day	Lap Tm	Diff	S1 Tm	S2 Tm	S3 Tm
15	14:02:46.039	47.871	+1.774	13.502	21.755	12.614
16	14:03:32.136	46.097		13.503	20.441	12.153

Lap	Time of Day	Lap Tm	Diff	S1 Tm	S2 Tm	S3 Tm
(918) Leonard Schutzmann						
1	13:52:27.372	50.684	+4.339	16.413	21.616	12.655
2	13:53:15.397	48.025	+1.680	14.285	21.136	12.604
3	13:54:02.649	47.252	+0.907	14.297	20.608	12.347
4	13:54:49.518	46.869	+0.524	13.850	20.776	12.243
5	13:55:37.163	47.645	+1.300	13.700	21.408	12.537
6	13:56:23.648	46.485	+0.140	13.852	20.427	12.206
7	13:57:04.357	2:40.709	+1:54.364	13.820	20.394	2:06.495
8	13:57:51.281	46.924	+0.579	14.369	20.436	12.119
9	14:00:37.841	46.560	+0.215	14.120	20.384	12.056
10	14:01:24.186	46.345		13.611	20.613	12.121
11	14:02:11.350	47.164	+0.819	13.737	21.130	12.297
12	14:02:57.923	46.573	+0.228	13.686	20.725	12.162
13	14:03:44.354	46.431	+0.086	13.642	20.656	12.133
14	14:04:31.128	46.774	+0.429	13.749	20.827	12.198
15	14:05:17.940	46.812	+0.467	13.741	20.804	12.267

Lap	Time of Day	Lap Tm	Diff	S1 Tm	S2 Tm	S3 Tm
(814) Nina Aptsiari						
1	13:51:27.224	53.239	+6.786	16.758	22.997	13.484
2	13:52:15.925	48.701	+2.248	14.387	21.696	12.618
3	13:53:03.459	47.534	+1.081	14.097	21.009	12.428
4	13:53:50.368	46.909	+0.456	13.771	20.727	12.411
5	13:54:37.457	47.089	+0.636	14.010	20.621	12.458
6	13:55:23.910	46.453		13.637	20.494	12.322
7	13:56:10.764	46.854	+0.401	13.509	20.632	12.713
8	13:56:57.539	46.775	+0.322	13.713	20.634	12.428
9	13:57:44.367	46.828	+0.375	13.699	20.592	12.537
10	13:58:31.838	47.471	+1.018	14.064	20.842	12.565
11	13:59:18.667	46.829	+0.376	13.764	20.647	12.418
12	14:00:05.487	46.820	+0.367	13.787	20.635	12.398
13	14:00:53.364	47.877	+1.424	14.657	20.687	12.533
14	14:01:41.157	47.793	+1.340	13.903	21.205	12.685





X30 SENIOR

Test-Session 3 odd

Track length: 1.110 Km

Session Started: 14:10:01

Best Lap by: 823 - Jason Bralic - 44.361


Rank	#	Driver	Nat	Sponsor Entrant	Nat	License E-License	Make	laps	Best Lap	Diff	In Lap	Penalty
1	823	Jason Bralic	NLD	SIM-ON	DEU	ITG46957 KBF39246	Kosmic/IAME/Komet	14	44.361		9	
2	877	Niklas Hirsch	DEU	MSC-Langenfeld e. V. im ADAC SIM-ON	DEU	ITF39320 KBF39246	Kosmic/IAME/Komet	14	44.552	0.191	3	
3	895	Phil Colin Streng	DEU	ADAC Württemberg e.V. Ebert Motorsport	DEU	ITE42785 EL38528	LN/IAME/Komet	16	44.738	0.377	6	
4	829	Lutz Ohsenbrink	DEU	KSL Racing Team	DEU	ITE40759 KBF1304585	Alonso/IAME/Komet	15	44.746	0.385	10	
5	891	Luka Koullen	NLD	PCH Racing	DEU	NKA50483 BIF39956	KR/IAME/Komet	18	44.798	0.437	6	
6	807	Marlon Vatter	DEU	AT Motorsport	DEU	ITF38543 KBF38543	Exprit/IAME/Komet	9	44.841	0.480	4	
7	817	Maximilian Engelstädter	DEU	Dörr Motorsport	DEU	NKA40565 BIF38420	KR/IAME/Komet	18	44.931	0.570	11	
8	887	Torben Gröndahl	DEU	MSC Groß Dölln e.V. im ADAC CV Performance Group	DEU	ITC-C14120 BIF38321	KR/IAME/Komet	18	44.965	0.604	7	
9	809	Luis Esser	DEU	RMW Motorsport	DEU	ITE 11661 KBF39010	OTK/IAME/Komet	17	45.030	0.669	15	
10	853	Devin Leon Ucar	DEU	ADAC Pfalz e.V. PCH Racing	DEU	ITF40418 KBF39956	Tony Kart /IAME/Komet	9	45.078	0.717	5	
11	815	Moritz Wolber	DEU	ADAC Südbaden e.V. NEES RACING	DEU	NKA16641 BIF17863	Maranello/IAME/Komet	10	45.109	0.748	8	
12	821	Manuel Wagner	DEU	RS-Motorsport	DEU	ITE 39259 KBF40372	CRG/IAME/Komet	18	45.125	0.764	6	
13	835	Jarno Wiese	DEU	VDB Kart Racing	DEU	ITE 40767 KBF10478	OTK/IAME/Komet	15	45.203	0.842	7	
14	845	Jan Waibel	DEU	ADAC Mittelrhein e.V. VDB Kart Racing	DEU	NKA12495 KBF10478	Tony Kart/IAME/Komet	18	45.258	0.897	6	
15	833	Jannik Remmert	DEU	VDB Kart Racing	DEU	ITE19994 KBF10478	Tony Kart/IAME/Komet	15	45.262	0.901	7	
16	855	Matti Klasen	DEU	DSK e.V. Ja zum Motorsport RMW Motorsport	DEU	ITE13782 BIC39010	Tony Kart/IAME/Komet	12	45.455	1.094	8	
17	881	Jacob Trost	DEU	ADAC Hessen-Thüringen e.V. DUTT MOTORSPORT by FENSTER.COM	LUX	NKA41233 IDCK867	Tony Kart/IAME/Komet	17	45.493	1.132	17	
18	843	Luis Simon	DEU	PCH Racing	DEU	NKA36581 KBF39956	LN/IAME/Komet	13	45.829	1.468	9	
19	899	Luke Neubauer	DEU	AT Motorsport	DEU	NKA16390 KBF38996	OTK/IAME/Komet	19	45.964	1.603	12	
20	923	Mehmet Efe Aybar	DEU	RMW Motorsport	DEU	NKA41197 BIF39010	OTK/IAME/Komet	3	56.675	12.314	3	
21	811	Karl Schmiederer	DEU	RS-Motorsport	DEU	ITE39775 KBF40372	CRG/IAME/Komet	0			0	

Announcements

811 no transpondersignal

Timekeeper
M.Riehmers

Race Director
H.Seidel



INT. ADAC Kartrennen Kerpen

X30 SENIOR

Erftlandring Kerpen 1,110 Km

Test-Session 3 odd

19.07.2024 14:10

Practice (15:00 Time) started at 14:10:01

Lap	Time of Day	Lap Tm	Diff	S1 Tm	S2 Tm	S3 Tm
(823) Jason Braic						
1	14:11:50.839	47.532	+3.171	14.998	20.560	11.974
2	14:12:35.722	44.883	+0.522	13.290	19.805	11.788
3	14:13:20.637	44.915	+0.554	13.454	19.647	11.814
4	14:14:48.633	1:27.996	+43.635	13.348	19.619	55.029
5	14:15:33.966	45.333	+0.972	13.693	19.807	11.833
6	14:16:18.504	44.538	+0.177	13.171	19.660	11.707
7	14:17:02.876	44.372	+0.011	13.130	19.557	11.685
8	14:17:47.414	44.538	+0.177	13.175	19.658	11.705
9	14:18:31.775	44.361		13.083	19.608	11.670
10	14:19:54.043	1:22.268	+37.907	13.095	19.655	49.518
11	14:20:39.617	45.574	+1.213	14.034	19.792	11.748
12	14:21:24.140	44.523	+0.162	13.183	19.665	11.675
13	14:22:08.527	44.387	+0.026	13.068	19.623	11.696
14	14:22:52.947	44.420	+0.059	13.090	19.654	11.676

(877) Niklas Hirsch						
1	14:11:53.359	48.905	+4.353	16.414	20.507	11.984
2	14:12:38.258	44.899	+0.347	13.320	19.752	11.827
3	14:13:22.810	44.552		13.159	19.671	11.722
4	14:14:49.480	1:26.670	+42.118	13.218	19.631	53.821
5	14:15:35.070	45.590	+1.038	14.186	19.714	11.690
6	14:16:19.838	44.768	+0.216	13.207	19.595	11.966
7	14:17:04.616	44.778	+0.226	13.344	19.719	11.715
8	14:17:49.195	44.579	+0.027	13.092	19.755	11.732
9	14:18:33.761	44.566	+0.014	13.124	19.755	11.687
10	14:19:58.449	1:24.688	+40.136	13.125	19.752	51.811
11	14:20:44.205	45.756	+1.204	14.192	19.811	11.753
12	14:21:28.851	44.646	+0.094	13.188	19.752	11.706
13	14:22:13.484	44.633	+0.081	13.275	19.681	11.677
14	14:22:58.091	44.607	+0.055	13.152	19.708	11.747

(895) Phil Colin Strenge						
1	14:11:01.292	48.107	+3.369	15.663	20.439	12.005
2	14:11:46.622	45.300	+0.592	13.482	20.000	11.848
3	14:12:31.676	45.054	+0.316	13.298	19.891	11.865
4	14:13:16.540	44.864	+0.126	13.303	19.761	11.800
5	14:14:01.372	44.892	+0.094	13.304	19.663	11.865
6	14:14:46.110	44.738		13.294	19.656	11.788
7	14:15:31.148	45.038	+0.300	13.294	19.975	11.769
8	14:16:15.945	44.797	+0.059	13.282	19.742	11.773
9	14:18:54.977	2:39.032	+1:54.294	13.303	19.896	2:05.833
10	14:19:40.979	46.002	+1.264	14.155	19.956	11.891
11	14:20:25.929	44.950	+0.212	13.306	19.827	11.817
12	14:21:10.929	45.000	+0.262	13.352	19.876	11.772
13	14:21:55.917	44.988	+0.250	13.307	19.914	11.767
14	14:22:40.930	45.013	+0.275	13.328	19.946	11.739
15	14:23:26.004	45.074	+0.336	13.303	19.995	11.776
16	14:24:10.931	44.927	+0.189	13.292	19.857	11.778

(829) Lutz Ohsenbrink						
1	14:11:13.047	48.232	+3.486	15.223	20.859	12.150
2	14:11:59.465	46.418	+1.672	13.719	20.353	12.346
3	14:12:45.680	46.215	+1.469	13.848	20.249	12.118
4	14:13:30.976	45.296	+0.550	13.573	19.869	11.854
5	14:14:15.928	44.952	+0.206	13.342	19.816	11.794
6	14:15:00.842	44.914	+0.168	13.350	19.761	11.803
7	14:15:45.632	44.790	+0.044	13.268	19.759	11.763
8	14:16:30.474	44.842	+0.096	13.285	19.797	11.760
9	14:17:15.332	44.858	+0.112	13.265	19.792	11.801
10	14:18:00.078	44.746		13.261	19.732	11.753
11	14:19:54.696	1:54.618	+1:09.872	13.293	19.797	1:21.528
12	14:20:40.269	45.573	+0.827	13.984	19.835	11.754
13	14:21:25.044	44.775	+0.029	13.295	19.734	11.746
14	14:22:09.974	44.930	+0.184	13.298	19.880	11.752
15	14:22:54.793	44.819	+0.073	13.303	19.772	11.744

(891) Luka Koullen						
1	14:11:04.563	47.448	+2.650	14.868	20.557	12.023
2	14:11:50.496	45.933	+1.135	13.875	20.123	11.935
3	14:12:35.629	45.133	+0.335	13.347	19.946	11.840
4	14:13:20.979	45.350	+0.552	13.702	19.878	11.770
5	14:14:05.958	44.979	+0.181	13.394	19.770	11.815

6	14:14:50.756	44.798				
7	14:15:35.844	45.088	+0.290	13.231	19.800	11.767
8	14:16:20.697	44.853	+0.055	13.438	19.794	11.856
9	14:17:05.645	44.948	+0.150	13.324	19.780	11.749
10	14:17:50.521	44.876	+0.078	13.300	19.798	11.850
11	14:18:35.523	45.002	+0.204	13.231	19.818	11.827
12	14:19:20.558	45.035	+0.237	13.335	19.843	11.824
13	14:20:05.838	45.280	+0.482	13.292	19.853	11.890
14	14:20:51.179	45.341	+0.543	13.450	19.969	11.861
15	14:21:36.263	45.084	+0.286	13.415	20.026	11.900
16	14:22:21.495	45.232	+0.434	13.328	19.916	11.840
17	14:23:09.331	1:37.836	+53.038	13.360	19.973	11.899
18	14:24:45.339	46.008	+1.210	13.454	20.059	1:04.323
				13.758	20.043	12.207

(807) Marlon Vatter						
1	14:11:07.902	48.587	+3.746	15.726	20.710	12.151
2	14:11:54.033	46.131	+1.290	13.473	20.702	11.956
3	14:12:38.975	44.942	+0.101	13.307	19.873	11.762
4	14:13:23.816	44.841		13.236	19.825	11.780
5	14:14:08.710	44.894	+0.053	13.279	19.800	11.815
6	14:14:53.574	44.864	+0.023	13.264	19.739	11.861
7	14:15:38.551	44.977	+0.136	13.243	19.900	11.834
8	14:16:23.421	44.870	+0.029	13.200	19.859	11.811
9	14:17:08.403	44.982	+0.141	13.265	19.848	11.869

(817) Maximilian Engelstädter						
1	14:11:12.104	49.186	+4.255	15.369	21.056	12.761
2	14:11:59.279	47.175	+2.244	14.163	20.709	12.303
3	14:12:46.563	47.284	+2.353	14.419	20.676	12.189
4	14:13:32.270	45.707	+0.776	13.600	20.186	11.921
5	14:14:17.656	45.386	+0.455	13.371	20.079	11.936
6	14:15:02.894	45.238	+0.307	13.434	20.005	11.799
7	14:15:47.963	45.069	+0.138	13.326	19.976	11.767
8	14:16:33.014	45.051	+0.120	13.263	20.017	11.771
9	14:17:18.016	45.002	+0.071	13.217	19.914	11.871
10	14:18:03.127	45.111	+0.180	13.301	19.996	11.814
11	14:18:48.058	44.931		13.242	19.940	11.749
12	14:19:33.219	45.161	+0.230	13.252	20.094	11.815
13	14:20:18.259	45.040	+0.109	13.230	19.991	11.819
14	14:21:03.289	45.030	+0.099	13.352	19.920	11.758
15	14:21:48.265	44.976	+0.045	13.309	19.877	11.790
16	14:22:33.287	45.022	+0.091	13.300	19.938	11.784
17	14:23:19.750	2:06.463	+1:21.532	13.329	20.018	1:33.116
18	14:25:25.701	45.951	+1.020	13.861	20.117	11.973

(887) Torben Gründahl						
1	14:11:05.544	48.637	+3.672	15.494	20.962	12.181
2	14:11:51.225	45.681	+0.716	13.590	20.127	11.964
3	14:12:36.496	45.271	+0.306	13.394	19.945	11.932
4	14:13:21.679	45.183	+0.218	13.367	19.893	11.923
5	14:14:06.757	45.078	+0.113	13.371	19.812	11.895
6	14:14:51.809	45.052	+0.087	13.292	19.828	11.932
7	14:15:36.774	44.935		13.226	19.901	11.838
8	14:16:21.753	44.979	+0.014	13.257	19.823	11.899
9	14:18:12.956	1:51.203	+1:06.238	13.290	19.905	1:18.008
10	14:18:58.877	45.921	+0.956	13.947	20.016	11.958
11	14:19:43.996	45.119				



INT. ADAC Kartrennen Kerpen

X30 SENIOR

Erftlandring Kerpen 1,110 Km

Test-Session 3 odd

19.07.2024 14:10

Practice (15:00 Time) started at 14:10:01

Lap	Time of Day	Lap Tm	Diff	S1 Tm	S2 Tm	S3 Tm
9	14:17:35.930	45.375	+0.345	13.407	20.070	11.898
10	14:18:21.165	45.235	+0.205	13.379	20.046	11.810
11	14:19:06.322	45.157	+0.127	13.419	19.884	11.854
12	14:20:42.106	1:35.784	+50.754	13.405	20.083	1:02.296
13	14:21:28.504	46.398	+1.368	14.508	19.971	11.919
14	14:22:14.017	45.513	+0.483	13.769	19.954	11.790
15	14:22:59.047	45.030		13.257	19.975	11.798
16	14:23:44.136	45.089	+0.059	13.255	19.853	11.981
17	14:24:29.373	45.237	+0.207	13.323	20.033	11.881

Lap	Time of Day	Lap Tm	Diff	S1 Tm	S2 Tm	S3 Tm
4	14:13:20.568	45.446	+0.188	13.385	20.132	11.929
5	14:14:06.410	45.842	+0.584	13.691	20.215	11.936
6	14:14:51.668	45.258		13.313	20.060	11.885
7	14:15:37.364	45.696	+0.438	13.586	20.125	11.985
8	14:16:22.654	45.290	+0.032	13.325	20.004	11.961
9	14:17:52.572	1:29.918	+44.660	13.425	20.055	56.438
10	14:18:38.983	46.411	+1.153	14.063	20.272	12.076
11	14:19:24.645	45.662	+0.404	13.523	20.157	11.982
12	14:20:10.157	45.512	+0.254	13.433	20.149	11.930
13	14:20:55.807	45.650	+0.392	13.510	20.190	11.950
14	14:21:41.475	45.668	+0.410	13.535	20.127	12.006
15	14:22:27.424	45.949	+0.691	13.760	20.197	11.992
16	14:23:12.943	45.519	+0.261	13.481	20.066	11.972
17	14:23:58.498	45.555	+0.297	13.548	20.098	11.909
18	14:24:44.365	45.867	+0.609	13.626	20.262	11.979

(853) Devin Leon Ucar

1	14:11:02.660	48.582	+3.504	15.496	20.889	12.197
2	14:11:48.494	45.834	+0.756	13.673	20.129	12.032
3	14:12:33.811	45.317	+0.239	13.470	19.939	11.908
4	14:13:19.185	45.374	+0.296	13.360	20.034	11.980
5	14:14:04.263	45.078		13.239	19.912	11.927
6	14:14:49.508	45.245	+0.167	13.290	20.007	11.948
7	14:15:34.670	45.162	+0.084	13.265	19.928	11.969
8	14:16:19.771	45.101	+0.023	13.253	19.881	11.967
9	14:17:05.223	45.452	+0.374	13.616	19.921	11.915

(833) Jannik Remmert

1	14:11:02.490	48.889	+3.627	15.757	20.978	12.154
2	14:11:48.365	45.875	+0.613	13.605	20.203	12.067
3	14:12:34.318	45.953	+0.691	13.895	20.111	11.947
4	14:13:19.733	45.415	+0.153	13.397	20.028	11.990
5	14:14:05.063	45.330	+0.068	13.402	19.971	11.957
6	14:14:50.466	45.403	+0.141	13.386	20.049	11.968
7	14:15:35.728	45.262		13.471	19.959	11.882
8	14:17:38.731	2:03.003	+1:17.741	13.624	19.950	1:29.429
9	14:18:25.018	46.287	+1.025	14.211	20.027	12.049
10	14:19:10.384	45.366	+0.104	13.391	20.090	11.885
11	14:19:55.750	45.366	+0.104	13.374	20.082	11.910
12	14:20:41.079	45.329	+0.067	13.422	20.053	11.854
13	14:21:26.381	45.302	+0.040	13.347	20.047	11.908
14	14:22:11.670	45.289	+0.027	13.371	20.032	11.886
15	14:22:57.002	45.332	+0.070	13.377	20.107	11.848

(815) Moritz Wolber

1	14:12:00.951	51.611	+6.502	18.013	21.253	12.345
2	14:12:49.904	48.953	+3.844	13.850	22.449	12.654
3	14:13:40.568	50.664	+5.555	13.576	24.419	12.669
4	14:18:45.515	5:04.947	+4:19.838	13.573	20.271	4:31.103
5	14:19:32.208	46.693	+1.584	14.508	20.260	11.925
6	14:20:17.620	45.412	+0.303	13.539	19.966	11.907
7	14:21:02.874	45.254	+0.145	13.419	19.932	11.903
8	14:21:47.983	45.109		13.308	19.997	11.804
9	14:22:33.136	45.153	+0.044	13.321	19.858	11.974
10	14:23:18.804	45.668	+0.559	13.644	20.082	11.942

(855) Matti Klasen

1	14:11:06.915	48.943	+3.488	15.042	21.604	12.297
2	14:12:54.475	1:47.560	+1:02.105	14.073	21.222	1:12.265
3	14:13:42.374	47.899	+2.444	14.910	20.776	12.213
4	14:14:28.856	46.482	+1.027	13.759	20.426	12.297
5	14:19:25.874	4:57.018	+4:11.563	13.648	20.348	4:23.022
6	14:20:13.032	47.158	+1.703	14.515	20.445	12.198
7	14:20:58.809	45.777	+0.322	13.554	20.159	12.064
8	14:21:44.264	45.455		13.388	20.004	12.063
9	14:22:30.006	45.742	+0.287	13.466	20.158	12.118
10	14:23:19.177	49.171	+3.716	13.642	23.385	12.144
11	14:24:04.770	45.593	+0.138	13.412	20.084	12.097
12	14:24:50.475	45.705	+0.250	13.501	20.200	12.004

(821) Manuel Wagner

1	14:11:09.035	48.257	+3.132	15.040	20.756	12.461
2	14:11:55.368	46.333	+1.208	13.824	20.260	12.249
3	14:12:40.800	45.432	+0.307	13.487	19.912	12.033
4	14:13:26.005	45.205	+0.080	13.369	19.980	11.856
5	14:14:11.325	45.320	+0.195	13.386	20.092	11.842
6	14:14:56.450	45.125		13.401	19.901	11.823
7	14:15:41.749	45.299	+0.174	13.384	19.927	11.988
8	14:16:27.089	45.340	+0.215	13.433	20.078	11.829
9	14:17:12.338	45.249	+0.124	13.430	19.959	11.860
10	14:18:56.387	1:44.049	+58.924	13.500	20.032	1:10.517
11	14:19:42.466	46.079	+0.954	14.114	20.024	11.941
12	14:20:27.979	45.513	+0.388	13.631	20.038	11.844
13	14:21:13.199	45.220	+0.095	13.386	19.944	11.890
14	14:21:58.468	45.269	+0.144	13.464	19.928	11.877
15	14:22:43.781	45.313	+0.188	13.451	19.983	11.879
16	14:23:29.238	45.457	+0.332	13.512	20.046	11.899
17	14:24:14.683	45.445	+0.320	13.383	20.108	11.954
18	14:25:00.401	45.718	+0.593	13.712	20.142	11.864

(881) Jacob Trost

1	14:12:08.555	1:01.216	+15.723	17.688	28.515	15.013
2	14:12:59.303	50.748	+5.255	16.201	21.461	13.086
3	14:13:46.163	46.860	+1.367	13.981	20.589	12.290
4	14:14:32.159	45.996	+0.503	13.565	20.281	12.150
5	14:15:18.686	46.527	+1.034	13.475	20.268	12.784
6	14:16:07.453	48.767	+3.274	13.810	22.739	12.218
7	14:16:53.106	45.653	+0.160	13.437	20.267	11.949
8	14:17:38.625	45.519	+0.026	13.457	20.093	11.969
9	14:19:01.625	1:23.000	+37.507	13.824	20.161	49.015
10	14:19:47.765	46.140	+0.647	13.996	20.169	11.975
11	14:20:35.324	47.559	+2.066	13.595	21.757	12.207
12	14:21:20.937	45.613	+0.120	13.494	20.185	11.934
13	14:22:06.550	45.613	+0.120	13.425	20.209	11.979
14	14:22:52.256	45.706	+0.213	13.528	20.209	11.969
15	14:23:37.819	45.563	+0.070	13.388	20.142	12.033
16	14:24:30.304	52.485	+6.992	16.877	23.581	12.027
17	14:25:15.797	45.493		13.461	20.094	11.938

(835) Jarno Wiese

1	14:11:12.354	48.031	+2.828	14.714	20.616	12.701
2	14:11:59.083	46.729	+1.526	14.050	20.286	12.393
3	14:12:45.305	46.222	+1.019	13.905	20.271	12.046
4	14:13:30.875	45.570	+0.367	13.386	20.200	11.984
5	14:14:16.465	45.590	+0.387	13.618	20.018	11.954
6	14:15:01.781	45.316	+0.113	13.400	19.999	11.917
7	14:15:46.984	45.203		13.354	19.962	11.887
8	14:16:32.315	45.331	+0.128	13.354	19.983	11.994
9	14:18:24.413	1:52.098	+1:06.895	13.404	20.070	1:18.624
10	14:19:11.127	46.714	+1.511	14.807	19.980	11.927
11	14:19:56.519	45.392	+0.189	13.415	20.006	11.971
12	14:20:41.915	45.396	+0.193	13.362	20.041	11.993
13	14:21:27.255	45.340	+0.137	13.320	20.058	11.962
14	14:22:12.638	45.383	+0.180	13.376	20.065	11.942
15	14:22:58.021	45.383	+0.180	13.377	20.100	11.906

(843) Luis Simon

1	14:11:18.391	51.872	+6.043	16.146	22.960	12.766
2	14:12:06.660	48.269	+2.440	14.076	20.668	13.525
3	14:12:52.781	46.121	+0.292	13.608	20.318	12.195
4	14:13					

INT. ADAC Kartrennen Kerpen

X30 SENIOR

Erftlandring Kerpen 1,110 Km

Test-Session 3 odd

19.07.2024 14:10

Practice (15:00 Time) started at 14:10:01

Lap	Time of Day	Lap Tm	Diff	S1 Tm	S2 Tm	S3 Tm	Lap	Time of Day	Lap Tm	Diff	S1 Tm	S2 Tm	S3 Tm
8	14:16:42.464	45.852	+0.023	13.546	20.244	12.062							
9	14:17:28.293	45.829		13.581	20.143	12.105							
10	14:18:14.283	45.990	+0.161	13.646	20.152	12.192							
11	14:19:00.232	45.949	+0.120	13.622	20.274	12.053							
12	14:20:57.074	1:56.842	+1:11.013	13.908	22.611	1:20.323							
13	14:21:44.070	46.996	+1.167	14.489	20.371	12.136							

(899) Luke Neubauer

1	14:11:11.612	50.143	+4.179	15.538	21.449	13.156
2	14:11:58.657	47.045	+1.081	14.017	20.787	12.241
3	14:12:46.361	47.704	+1.740	14.499	20.983	12.222
4	14:13:32.910	46.549	+0.585	14.123	20.419	12.007
5	14:14:18.960	46.050	+0.086	13.658	20.353	12.039
6	14:15:05.068	46.108	+0.144	13.709	20.390	12.009
7	14:15:51.108	46.040	+0.076	13.545	20.450	12.045
8	14:16:37.226	46.118	+0.154	13.625	20.366	12.127
9	14:17:23.355	46.129	+0.165	13.690	20.376	12.063
10	14:18:09.823	46.468	+0.504	13.657	20.619	12.192
11	14:18:56.416	46.593	+0.629	13.662	20.687	12.244
12	14:19:42.380	45.964		13.586	20.380	11.998
13	14:20:28.881	46.501	+0.537	13.948	20.416	12.137
14	14:21:15.166	46.285	+0.321	13.546	20.696	12.043
15	14:22:01.207	46.041	+0.077	13.559	20.391	12.091
16	14:22:47.361	46.154	+0.190	13.626	20.427	12.101
17	14:23:33.915	46.554	+0.590	13.981	20.454	12.119
18	14:24:20.064	46.149	+0.185	13.569	20.255	12.325
19	14:25:06.126	46.062	+0.098	13.593	20.418	12.051

(923) Mehmet Efe Aybar

1	14:11:22.190	1:03.092	+6.417	18.369	27.709	17.014
2	14:12:22.650	1:00.460	+3.785	18.267	26.196	15.997
3	14:13:19.325	56.675		17.306	24.861	14.508



X30 SENIOR

Test-Session 4 even

Track length: 1.110 Km
Session Started: 16:31:20
Best Lap by: 822 - Elia Weiss - 44.759


Rank	#	Driver	Nat	Sponsor Entrant	Nat	License E-License	Make	laps	Best Lap	Diff	In Lap	Penalty
1	822	Elia Weiss	DEU	DSK e.V. Ja zum Motorsport SIM-ON	DEU	ITG38504 KBF39246	Kosmic/IAME/Komet	17	44.759		15	
2	920	Donar Munding	LIE	Stern Motorsport	DEU	ITC-C12345 BIC38195	KR/IAME/Komet	20	44.773	0.014	20	
3	904	Tobias Feeser	DEU	Sonja Feeser	DEU	ITE13863 BEK1198789	KR/IAME/Komet	12	44.804	0.045	7	
4	812	Rocco Curcio	DEU	ADAC Württemberg e.V. AT-Motorsport	DEU	ITE29607 KBF38996	Exprit/IAME/Komet	13	44.872	0.113	9	
5	830	Max Hezel	DEU	ADAC Hessen-Thüringen e.V. CV Performance Group	DEU	ITF38265 BIF38321	KR/IAME/Komet	18	44.872	0.113	17	
6	810	Daniel Guinchard	GBR	SFR Motorsport	GBR	ITC-C292117 IBL368379	KR/IAME/Komet	17	44.946	0.187	6	
7	876	Cemil Bayyati	DEU	Dörr Motorsport	DEU	ITG15366 BIF38420	KR/IAME/Komet	19	44.992	0.233	10	
8	820	Felix Maurer	DEU	DUTT MOTORSPORT by FENSTER.com	LUX	NKA41244 IBLK867	Tony Kart/IAME/Komet	20	45.015	0.256	10	
9	854	Daniel Brozovic	DEU	Valier Motorsport	DEU	ITE 42036 KBF39300	Energy/IAME/Komet	19	45.063	0.304	17	
10	836	Max Ohsenbrink	DEU	KSL Racing Team	DEU	ITE18670 KBF1304585	Alonso/IAME/Komet	17	45.130	0.371	5	
11	898	Hawk Baylaan White	GBR	AT Motorsport	DEU	ITE40903 BIC38996	Exprit/IAME/Komet	14	45.144	0.385	14	
12	816	Elias Schorneck	DEU	VDB Kart Racing	DEU	ITE40538 KBF10478	Tony Kart/IAME/Komet	16	45.177	0.418	15	
13	844	Kevin Wagner	DEU	MSC-Langenberg e. V. im ADAC TB Racing Team	DEU	ITE 11828 KBF38262	KR/IAME/Komet	17	45.275	0.516	17	
14	884	Davin Singer	DEU	ADAC Südbaden e.V. CV Performance Group	DEU	ITE 23384 BIF38321	KR/IAME/Komet	19	45.299	0.540	9	
15	806	Moritz Fischer	DEU	ADAC Pfalz e.V. DUTT MOTORSP. by FENSTER.COM	LUX	NKA26409 IBLK867	Tony Kart/IAME/Komet	16	45.361	0.602	8	
16	808	Eric Wess	DEU	Kartshop Ampfing	DEU	ITE44964 KBF25142	Drago Corse/IAME/Komet	19	45.419	0.660	8	
17	818	Matthy Vandebroek	DEU	VDB Kart Racing	DEU	ITE 11491 KBF10478	Tony Kart/IAME/Komet	20	45.618	0.859	18	
18	824	Noel Honguero	DEU	VDB Kart Racing	DEU	NKA39248 KBF10478	Tony Kart/IAME/Komet	9	45.621	0.862	4	
19	922	Jason Maurice Krajewski	DEU	LAREA GT1 RACING	DEU	NKA15778 KBF39725	Kosmic/IAME/Komet	18	45.642	0.883	10	
20	834	Moritz Schwing	DEU	Team NKS	DEU	ITE 12057 KBF29153	DR/IAME/Komet	14	45.823	1.064	14	
21	888	Louis Schütze	DEU	RF Racing	DEU	ITE 17941 KBF41358	KR/IAME/Komet	13	45.869	1.110	13	
22	918	Leonard Schuttmann	ARE	CRG Deutschland	DEU	ITFK23 051 KBF18122	CRG/IAME/Komet	17	45.953	1.194	13	
23	882	Colin Hahn	DEU	Team Hemkemeyer	DEU	NKA25476 KBF42853	Falcon/IAME/Komet	13	46.029	1.270	6	
24	872	Tobias Burgstahler	DEU	ADAC Württemberg e.V. Stern Motorsport	DEU	NKA38364 KBF38195	KR/IAME/Komet	14	46.098	1.339	10	
25	814	Nina Aptsiauri	GEO	CRG Deutschland	DEU	ITF230054 KBF18122	CRG/IAME/Komet	13	46.621	1.862	12	

Timekeeper
M.Riehmers

Race Director
H.Seidel

These results are provisional until the conclusion of any judicial and technical matters!

Printed: 19.07.2024 / 16:47



INT. ADAC Kartrennen Kerpen

X30 SENIOR

Erftlandring Kerpen 1,110 Km

Test-Session 4 even

19.07.2024 16:30

Practice (15:00 Time) started at 16:31:20

Lap	Time of Day	Lap Tm	Diff	S1 Tm	S2 Tm	S3 Tm
(822) Elia Weiss						
1	16:33:38.288	49.747	+4.988	16.080	21.194	12.473
2	16:34:24.231	45.943	+1.184	13.815	20.169	11.959
3	16:35:09.394	45.163	+0.404	13.297	19.952	11.914
4	16:35:54.552	45.158	+0.399	13.268	19.988	11.902
5	16:36:39.577	45.025	+0.266	13.392	19.841	11.792
6	16:37:24.611	45.034	+0.275	13.310	19.831	11.893
7	16:38:09.590	44.979	+0.220	13.226	19.948	11.805
8	16:38:54.518	44.928	+0.169	13.190	19.888	11.850
9	16:39:39.433	44.915	+0.156	13.253	19.874	11.788
10	16:40:24.343	44.910	+0.151	13.206	19.889	11.815
11	16:42:10.101	1:45.758	+1:00.999	13.183	19.987	1:12.588
12	16:42:55.902	45.801	+1.042	13.863	20.047	11.891
13	16:43:41.167	45.265	+0.506	13.239	20.193	11.833
14	16:44:26.252	45.085	+0.326	13.280	20.019	11.786
15	16:45:11.011	44.759		13.208	19.819	11.732
16	16:45:55.770	44.759		13.163	19.867	11.729
17	16:46:40.673	44.903	+0.144	13.199	19.948	11.756

Lap	Time of Day	Lap Tm	Diff	S1 Tm	S2 Tm	S3 Tm
(920) Donar Munding						
1	16:32:29.742	49.976	+5.203	15.917	21.478	12.581
2	16:33:16.255	46.513	+1.740	13.771	20.504	12.238
3	16:34:01.941	45.686	+0.913	13.428	20.294	11.964
4	16:34:47.112	45.171	+0.398	13.347	19.971	11.853
5	16:35:32.220	45.108	+0.335	13.322	20.016	11.770
6	16:36:17.588	45.368	+0.595	13.650	19.927	11.791
7	16:37:02.803	45.215	+0.442	13.288	20.096	11.831
8	16:37:47.621	44.818	+0.045	13.249	19.818	11.751
9	16:38:32.537	44.916	+0.143	13.251	19.865	11.800
10	16:39:18.401	45.864	+1.091	13.220	20.076	12.568
11	16:40:03.711	45.310	+0.537	13.293	19.889	12.128
12	16:40:48.720	45.009	+0.236	13.383	19.833	11.793
13	16:41:34.058	45.338	+0.565	13.362	19.923	12.053
14	16:42:18.945	44.887	+0.114	13.269	19.850	11.768
15	16:43:03.894	44.949	+0.176	13.243	19.871	11.835
16	16:43:48.886	44.992	+0.219	13.278	19.928	11.786
17	16:44:33.871	44.985	+0.212	13.327	19.897	11.761
18	16:45:18.752	44.881	+0.108	13.226	19.852	11.803
19	16:46:03.634	44.882	+0.109	13.216	19.909	11.757
20	16:46:48.407	44.773		13.214	19.837	11.722

Lap	Time of Day	Lap Tm	Diff	S1 Tm	S2 Tm	S3 Tm
(904) Tobias Feeser						
1	16:38:16.366	49.869	+5.065	15.733	21.501	12.635
2	16:39:02.074	45.708	+0.904	13.553	20.180	11.975
3	16:39:47.288	45.214	+0.410	13.373	19.978	11.863
4	16:40:32.298	45.010	+0.206	13.307	19.882	11.821
5	16:41:17.241	44.943	+0.139	13.227	19.902	11.814
6	16:42:02.104	44.863	+0.059	13.259	19.843	11.761
7	16:42:46.908	44.804		13.190	19.841	11.773
8	16:43:31.788	44.880	+0.076	13.239	19.800	11.841
9	16:44:17.951	46.163	+1.359	13.252	19.983	12.928
10	16:45:02.857	44.906	+0.102	13.267	19.858	11.781
11	16:45:47.885	45.028	+0.224	13.328	19.913	11.787
12	16:46:32.747	44.862	+0.058	13.208	19.914	11.740

Lap	Time of Day	Lap Tm	Diff	S1 Tm	S2 Tm	S3 Tm
(812) Rocco Curcio						
1	16:32:30.860	48.132	+3.260	15.279	20.664	12.189
2	16:33:19.183	48.323	+3.451	13.678	20.958	13.687
3	16:34:08.960	49.777	+4.905	16.980	20.594	12.203
4	16:34:54.448	45.488	+0.616	13.586	20.015	11.887
5	16:35:40.054	45.606	+0.734	13.397	20.182	12.027
6	16:36:25.232	45.178	+0.306	13.425	19.909	11.844
7	16:37:10.549	45.317	+0.445	13.356	20.095	11.866
8	16:37:55.702	45.153	+0.281	13.367	19.914	11.872
9	16:38:40.574	44.872		13.277	19.815	11.780
10	16:39:25.580	45.006	+0.134	13.294	19.847	11.865
11	16:40:10.497	44.917	+0.045	13.327	19.823	11.767
12	16:40:55.472	44.975	+0.103	13.328	19.858	11.789
13	16:41:40.495	45.023	+0.151	13.398	19.832	11.793

Lap	Time of Day	Lap Tm	Diff	S1 Tm	S2 Tm	S3 Tm
(830) Max Hezel						
1	16:32:50.153	48.501	+3.629	15.190	21.002	12.309
2	16:33:36.197	46.044	+1.172	14.010	20.084	11.950

Lap	Time of Day	Lap Tm	Diff	S1 Tm	S2 Tm	S3 Tm
3	16:34:21.565	45.368	+0.496	13.359	20.047	11.962
4	16:35:06.957	45.392	+0.520	13.403	20.060	11.929
5	16:35:54.862	47.905	+3.033	13.354	22.484	12.067
6	16:36:39.878	45.016	+0.144	13.329	19.859	11.828
7	16:37:26.391	46.513	+1.641	13.990	20.505	12.018
8	16:38:11.677	45.286	+0.414	13.403	19.994	11.889
9	16:38:56.712	45.035	+0.163	13.302	19.889	11.844
10	16:39:41.764	45.052	+0.180	13.270	19.906	11.876
11	16:40:26.747	44.983	+0.111	13.327	19.791	11.865
12	16:41:11.821	45.074	+0.202	13.309	19.899	11.866
13	16:41:57.225	45.404	+0.532	13.337	20.106	11.961
14	16:43:28.760	1:31.535	+46.663	13.298	19.942	58.295
15	16:44:14.616	45.856	+0.984	13.692	20.093	12.071
16	16:44:59.735	45.119	+0.247	13.425	19.868	11.826
17	16:45:44.607	44.872		13.277	19.767	11.828
18	16:46:29.648	45.041	+0.169	13.333	19.799	11.909

Lap	Time of Day	Lap Tm	Diff	S1 Tm	S2 Tm	S3 Tm
(810) Daniel Guinchard						
1	16:32:35.661	48.919	+3.973	14.974	21.543	12.402
2	16:33:21.491	45.830	+0.884	13.538	20.201	12.091
3	16:34:07.335	45.844	+0.898	13.729	20.190	11.925
4	16:34:52.957	45.622	+0.676	13.276	20.163	12.183
5	16:35:38.473	45.516	+0.570	13.338	20.015	12.163
6	16:36:23.419	44.946		13.177	19.904	11.865
7	16:37:09.222	45.803	+0.857	13.187	20.670	11.946
8	16:37:54.336	45.114	+0.168	13.251	19.975	11.888
9	16:38:39.298	44.962	+0.016	13.232	19.864	11.866
10	16:41:48.425	3:09.127	+2:24.181	13.171	19.990	2:35.966
11	16:42:34.652	46.227	+1.281	13.991	20.111	12.125
12	16:43:20.427	45.775	+0.829	13.754	20.059	11.962
13	16:44:05.523	45.096	+0.150	13.315	19.872	11.909
14	16:44:50.640	45.117	+0.171	13.303	19.959	11.855
15	16:45:35.635	44.995	+0.049	13.227	19.896	11.872
16	16:46:20.666	45.031	+0.085	13.246	19.937	11.848
17	16:47:05.696	45.030	+0.084	13.288	19.838	11.904

Lap	Time of Day	Lap Tm	Diff	S1 Tm	S2 Tm	S3 Tm
(876) Cemil Bayati						
1	16:32:33.709	49.346	+4.354	15.873	21.175	12.298
2	16:33:19.640	45.931	+0.939	13.566	20.313	12.052
3	16:34:05.653	46.013	+1.021	14.157	20.019	11.837
4	16:34:51.150	45.497	+0.505	13.323	19.995	12.179
5	16:35:36.914	45.764	+0.772	13.366	20.247	12.151
6	16:36:22.227	45.313	+0.321	13.371	20.087	11.855
7	16:37:08.390	46.163	+1.171	13.329	20.854	11.980
8	16:37:53.668	45.278	+0.286	13.315	20.131	11.832
9	16:38:38.852	45.184	+0.192	13.387	19.935	11.862
10	16:39:23.844	44.992		13.274	19.861	11.857
11	16:40:07.285	1:23.441	+38.449	13.326	19.914	50.201
12	16:41:36.730	49.445	+4.453	15.810	21.708	11.927
13	16:42:21.800	45.070	+0.078	13.313	19.922	11.835
14	16:43:07.114	45.314	+0.322	13.393	20.091	11.830
15	16:43:5					

INT. ADAC Kartrennen Kerpen

X30 SENIOR

Erftlandring Kerpen 1,110 Km

Test-Session 4 even

19.07.2024 16:30

Practice (15:00 Time) started at 16:31:20

Lap	Time of Day	Lap Tm	Diff	S1 Tm	S2 Tm	S3 Tm	Lap	Time of Day	Lap Tm	Diff	S1 Tm	S2 Tm	S3 Tm
17	16:44:38.042	45.948	+0.933	14.098	19.978	11.872	13	16:44:18.271	46.650	+1.473	13.765	20.150	12.735
18	16:45:23.257	45.215	+0.200	13.257	20.077	11.881	14	16:45:03.542	45.271	+0.094	13.348	19.941	11.982
19	16:46:08.380	45.123	+0.108	13.327	19.982	11.814	15	16:45:48.719	45.177		13.350	19.957	11.870
20	16:46:53.404	45.024	+0.009	13.247	19.983	11.794	16	16:46:34.078	45.359	+0.182	13.371	20.094	11.894

(854) Daniel Brozovic

1	16:32:20.646	48.732	+3.669	15.215	21.128	12.389
2	16:33:06.951	46.305	+1.242	13.741	20.508	12.056
3	16:33:52.558	45.607	+0.544	13.459	20.197	11.951
4	16:34:38.102	45.544	+0.481	13.530	20.118	11.896
5	16:35:23.880	45.278	+0.215	13.343	20.089	11.846
6	16:36:08.692	45.312	+0.249	13.418	20.036	11.858
7	16:36:53.897	45.205	+0.142	13.344	19.959	11.902
8	16:37:38.985	45.088	+0.025	13.350	19.908	11.830
9	16:39:25.845	1:46.860	+1:01.797	13.469	19.995	1:13.396
10	16:40:12.274	46.429	+1.366	14.344	20.155	11.930
11	16:40:57.601	45.327	+0.264	13.481	19.960	11.886
12	16:41:42.673	45.072	+0.009	13.360	19.921	11.791
13	16:42:28.094	45.421	+0.358	13.379	20.151	11.891
14	16:43:13.338	45.244	+0.181	13.392	19.999	11.853
15	16:43:58.534	45.196	+0.133	13.316	20.028	11.852
16	16:44:43.655	45.121	+0.058	13.324	19.977	11.820
17	16:45:28.718	45.063		13.293	19.908	11.862
18	16:46:14.148	45.430	+0.367	13.329	20.031	12.070
19	16:46:59.321	45.173	+0.110	13.331	20.066	11.776

(844) Kevin Wagner

1	16:32:59.048	49.742	+4.467	16.054	21.269	12.419
2	16:33:45.107	46.059	+0.784	13.654	20.309	12.096
3	16:34:30.729	45.622	+0.347	13.420	20.229	11.973
4	16:35:16.552	45.823	+0.548	13.521	20.298	12.004
5	16:36:02.344	45.792	+0.517	13.360	20.437	11.995
6	16:36:47.931	45.587	+0.312	13.462	20.163	11.962
7	16:37:33.330	45.399	+0.124	13.407	20.045	11.947
8	16:38:18.804	45.474	+0.199	13.393	20.118	11.963
9	16:39:04.200	45.396	+0.121	13.341	20.127	11.928
10	16:39:49.585	45.385	+0.110	13.356	20.100	11.929
11	16:40:34.901	45.316	+0.041	13.352	20.063	11.901
12	16:41:21.147	46.246	+0.971	13.370	20.141	12.735
13	16:43:27.346	2:06.199	+1:20.924	13.412	20.462	1:32.325
14	16:44:14.541	47.195	+0.920	14.596	20.456	12.143
15	16:45:00.364	45.823	+0.548	13.769	20.100	11.954
16	16:45:45.671	45.307	+0.032	13.389	20.044	11.874
17	16:46:30.946	45.275		13.394	20.020	11.861

(884) Davin Singer

1	16:32:34.802	49.715	+4.416	15.585	21.452	12.678
2	16:33:22.178	47.376	+2.077	14.928	20.305	12.143
3	16:34:08.736	46.558	+1.259	13.849	20.657	12.052
4	16:34:54.917	46.181	+0.882	13.889	20.298	11.994
5	16:35:40.732	45.815	+0.516	13.426	20.158	12.231
6	16:36:26.200	45.468	+0.169	13.505	20.044	11.919
7	16:37:11.975	45.775	+0.476	13.355	20.039	12.381
8	16:37:57.412	45.437	+0.138	13.525	20.057	11.855
9	16:38:42.711	45.299		13.316	20.070	11.913
10	16:39:28.245	45.534	+0.235	13.435	20.171	11.928
11	16:40:14.026	45.781	+0.482	13.507	20.123	12.151
12	16:41:00.001	45.975	+0.676	13.767	20.027	12.181
13	16:41:45.656	45.655	+0.356	13.499	20.192	11.964
14	16:42:31.132	45.476	+0.177	13.418	20.224	11.834
15	16:43:16.657	45.525	+0.226	13.467	20.080	11.978
16	16:44:02.114	45.457	+0.158	13.508	19.996	11.953
17	16:45:30.251	1:28.137	+42.838	13.470	20.002	54.665
18	16:46:16.320	46.069	+0.770	13.972	20.078	12.019
19	16:47:01.725	45.405	+0.106	13.416	20.043	11.946

(836) Max Ohsenbrink

1	16:32:22.144	48.215	+3.085	14.773	21.315	12.127
2	16:33:08.421	46.277	+1.147	13.783	20.416	12.078
3	16:33:53.885	45.464	+0.334	13.499	20.079	11.886
4	16:34:39.375	45.490	+0.360	13.522	20.031	11.937
5	16:35:24.505	45.130		13.356	19.952	11.822
6	16:36:09.667	45.162	+0.032	13.350	19.990	11.822
7	16:36:54.816	45.149	+0.019	13.400	19.909	11.840
8	16:38:57.844	2:03.028	+1:17.898	13.344	19.902	1:29.782
9	16:39:43.916	46.072	+0.942	14.155	20.013	11.904
10	16:40:29.203	45.287	+0.157	13.433	19.923	11.931
11	16:41:14.449	45.246	+0.116	13.401	19.975	11.870
12	16:41:59.730	45.281	+0.151	13.380	19.977	11.904
13	16:42:45.231	45.501	+0.371	13.429	20.166	11.906
14	16:43:30.894	45.663	+0.533	13.496	20.185	11.982
15	16:44:17.063	46.169	+1.039	13.492	20.208	12.469
16	16:45:02.774	45.711	+0.581	13.587	20.145	11.979
17	16:45:48.500	45.726	+0.596	13.598	20.167	11.961

(806) Moritz Fischer

1	16:32:31.027	47.665	+2.304	14.879	20.598	12.188
2	16:33:17.337	46.310	+0.949	13.718	20.589	12.003
3	16:34:03.647	46.310	+0.949	13.840	20.406	12.064
4	16:34:49.677	46.030	+0.669	13.781	20.204	12.045
5	16:35:35.094	45.417	+0.056	13.505	20.045	11.867
6	16:36:20.514	45.420	+0.059	13.381	20.132	11.907
7	16:37:06.287	45.773	+0.412	13.344	20.410	12.019
8	16:37:51.648	45.361		13.488	20.041	11.832
9	16:41:31.807	3:40.159	+2:54.798	13.402	20.041	3:06.716
10	16:42:18.278	46.471	+1.110	14.258	20.229	11.984
11	16:43:04.204	45.926	+0.565	13.552	20.374	12.000
12	16:43:49.764	45.560	+0.199	13.483	20.102	11.975
13	16:44:35.202	45.438	+0.077	13.422	20.089	11.927
14	16:45:20.731	45.529	+0.168	13.472	20.077	11.980
15	16:46:06.242	45.511	+0.150	13.424	20.090	11.997
16	16:46:51.840	45.598	+0.237	13.440	20.161	11.997

(898) Hawk Baylaan White

1	16:32:30.287	48.675	+3.531	15.228	21.139	12.308
2	16:33:17.203	46.916	+1.772	14.003	20.486	12.427
3	16:34:03.736	46.533	+1.389	14.150	20.373	12.010
4	16:34:49.489	45.753	+0.609	13.610	20.196	11.947
5	16:35:34.862	45.373	+0.229	13.322	20.127	11.924
6	16:36:20.172	45.310	+0.166	13.321	20.029	11.960
7	16:37:05.977	45.805	+0.661	13.339	20.375	12.091
8	16:37:51.209	45.232	+0.088	13.374	19.925	11.933
9	16:38:36.420	45.211	+0.067	13.419	19.927	11.865
10	16:39:21.639	45.219	+0.075	13.295	19.981	11.943
11	16:40:06.868	45.229	+0.085	13.386	19.931	11.912
12	16:40:52.066	45.198	+0.054	13.322	19.956	11.920
13	16:41:38.271	46.205	+1.061	13.271	20.983	11.951
14	16:42:23.415	45.144		13.337	19.993	11.814

(816) Elias Schorneck

1	16:33:39.306	2:01.515	+1:16.338	15.336	21.153	1:25.026
2	16:34:26.887	47.581	+2.404	14.580	20.747	12.254
3	16:35:12.578	45.691	+0.514	13.604	20.135	11.952
4	16:35:57.974	45.396	+0.219	13.347	20.146	11.903
5	16:36:43.350	45.376	+0.199	13.390	20.004	11.982
6	16:37:28.641	45.291	+0.114	13.430	19.971	11.890
7	16:38:14.951	46.310	+1.133	13.656	20.387	12.267
8	16:39:00.398	45.447	+0.270	13.455	20.067	11.925
9	16:41:12.318	2:11.920	+1:26.743	13.400	20.095	1:38.425
10	16:42:00.846	48.528	+3.351	16.260	20.260	12.008
11	16:42:46.301	45.455	+0.278	13.443	20.079	11.933
12	16:43:31.621	45.320	+0.143	13.400	20.002	11.918

(808) Eric Wess

1	16:32:28.175	48.211	+2.792	15.097	20.900	12.214
2	16:33:14.412	46.237	+0.818	13.738	20.361	12.138
3	16:34:00.817	46.405	+0.986	14.083	20.196	12.126
4	16:34:46.483	45.666	+0.247	13.504	20.059	12.103
5	16:35:32.036	45.553	+0.134	13.445	20.136	11.972
6	16:36:18.203	46.167	+0.748	14.163	20.091	11.913
7	16:37:06.135	47.932	+2.513	13.898	21.888	12.146
8	16:37:51.554	45.419		13.447	19.960	12.012
9	16:38:37.493	45.939	+0.520	13.784	20.183	11.972
10	16:39:23.150	45.657	+0.238	13.425	20.271	11.961

Orbits



INT. ADAC Kartrennen Kerpen

X30 SENIOR

Erftlandring Kerpen 1,110 Km

Test-Session 4 even

19.07.2024 16:30

Practice (15:00 Time) started at 16:31:20

Lap	Time of Day	Lap Tm	Diff	S1 Tm	S2 Tm	S3 Tm	Lap	Time of Day	Lap Tm	Diff	S1 Tm	S2 Tm	S3 Tm
11	16:40:53.435	1:30.285	+44.866	13.727	20.096	56.462	11	16:44:24.527	45.969	+0.146	13.571	20.247	12.151
12	16:41:39.853	46.418	+0.999	14.130	20.271	12.017	12	16:45:10.365	45.838	+0.015	13.525	20.211	12.102
13	16:42:25.592	45.739	+0.320	13.453	20.206	12.080	13	16:45:56.681	46.316	+0.493	13.566	20.685	12.065
14	16:43:11.333	45.741	+0.322	13.592	20.117	12.032	14	16:46:42.504	45.823		13.505	20.190	12.128
15	16:43:56.949	45.616	+0.197	13.526	20.166	11.924	(888) Louis Schütze						
16	16:44:42.389	45.440	+0.021	13.452	20.016	11.972	1	16:35:18.539	50.869	+5.000	17.087	21.262	12.520
17	16:45:27.924	45.535	+0.116	13.360	20.071	12.104	2	16:36:05.249	46.710	+0.841	13.810	20.537	12.363
18	16:46:13.725	45.801	+0.382	13.451	20.315	12.035	3	16:36:51.390	46.141	+0.272	13.665	20.365	12.111
19	16:46:59.215	45.490	+0.071	13.417	20.131	11.942	4	16:37:37.374	45.984	+0.115	13.482	20.397	12.105
(818) Matthy Vandebroek							5	16:38:23.297	45.923	+0.054	13.645	20.280	11.998
1	16:32:23.035	50.027	+4.409	15.453	22.004	12.570	6	16:39:09.441	46.144	+0.275	13.521	20.489	12.134
2	16:33:10.206	47.171	+1.553	13.902	20.949	12.320	7	16:39:55.802	46.361	+0.492	13.585	20.484	12.292
3	16:33:56.473	46.267	+0.649	13.712	20.452	12.103	8	16:40:42.166	46.364	+0.495	13.790	20.407	12.167
4	16:34:42.487	46.014	+0.396	13.631	20.344	12.039	9	16:42:22.100	1:39.934	+54.065	13.683	20.361	1:05.890
5	16:35:28.370	45.883	+0.265	13.567	20.257	12.059	10	16:43:09.770	47.670	+1.801	14.981	20.488	12.201
6	16:36:14.340	45.970	+0.352	13.623	20.269	12.078	11	16:43:56.027	46.257	+0.388	13.592	20.445	12.220
7	16:37:00.143	45.803	+0.185	13.540	20.243	12.020	12	16:44:41.983	45.956	+0.087	13.597	20.322	12.037
8	16:37:46.002	45.859	+0.241	13.583	20.173	12.103	13	16:45:27.852	45.869		13.474	20.292	12.103
9	16:38:31.866	45.864	+0.246	13.502	20.296	12.066	(918) Leonard Schutzmann						
10	16:39:17.698	45.832	+0.214	13.482	20.278	12.072	1	16:32:32.006	50.825	+4.872	15.473	22.616	12.736
11	16:40:03.613	45.915	+0.297	13.531	20.252	12.132	2	16:33:19.416	47.410	+1.457	14.277	20.663	12.470
12	16:40:49.637	46.024	+0.406	13.772	20.210	12.042	3	16:34:06.685	47.269	+1.316	14.670	20.380	12.219
13	16:41:35.727	46.090	+0.472	13.643	20.327	12.120	4	16:34:52.853	46.168	+0.215	13.671	20.345	12.152
14	16:42:21.419	45.692	+0.074	13.470	20.222	12.000	5	16:35:40.639	47.786	+1.833	13.688	21.782	12.316
15	16:43:07.629	46.210	+0.592	14.008	20.137	12.065	6	16:36:27.091	46.452	+0.499	13.794	20.404	12.254
16	16:43:53.282	45.653	+0.035	13.478	20.162	12.013	7	16:37:13.296	46.205	+0.252	13.563	20.552	12.090
17	16:44:38.924	45.642	+0.024	13.452	20.147	12.043	8	16:37:59.691	46.395	+0.442	13.668	20.513	12.214
18	16:45:24.542	45.618		13.470	20.118	12.030	9	16:39:30.756	1:31.065	+45.112	13.826	20.499	56.740
19	16:46:10.387	45.845	+0.227	13.513	20.251	12.081	10	16:40:17.993	47.237	+1.284	14.582	20.500	12.155
20	16:46:56.192	45.805	+0.187	13.550	20.218	12.037	11	16:41:04.173	46.180	+0.227	13.693	20.376	12.111
(824) Noel Honguero							12	16:41:50.180	46.007	+0.054	13.624	20.327	12.056
1	16:32:22.589	49.333	+3.712	15.350	21.575	12.408	13	16:42:36.133	45.953		13.553	20.310	12.090
2	16:33:08.817	46.228	+0.607	13.764	20.317	12.147	14	16:43:23.218	47.085	+1.132	13.587	20.538	12.960
3	16:33:54.647	45.830	+0.209	13.590	20.254	11.986	15	16:44:09.291	46.073	+0.120	13.711	20.324	12.038
4	16:34:40.268	45.621		13.486	20.179	11.956	16	16:44:55.278	45.987	+0.034	13.612	20.346	12.029
5	16:35:25.988	45.720	+0.099	13.504	20.154	12.062	17	16:45:41.720	46.442	+0.489	13.603	20.360	12.479
6	16:36:11.636	45.648	+0.027	13.437	20.188	12.023	(882) Colin Hahn						
7	16:37:26.728	1:15.092	+29.471			27.665	1	16:32:25.343	49.264	+3.235	15.497	21.212	12.555
8	16:39:26.240	1:59.512	+1:13.891	14.526	20.400	1:24.586	2	16:33:12.268	46.925	+0.896	13.994	20.716	12.215
9	16:40:13.849	47.609	+1.988	14.531	20.555	12.523	3	16:33:58.555	46.287	+0.258	13.615	20.420	12.252
(922) Jason Maurice Krajewski							4	16:34:44.671	46.116	+0.087	13.644	20.278	12.194
1	16:33:18.640	1:43.672	+58.030	15.167	20.863	1:07.642	5	16:35:31.356	46.685	+0.656	13.754	20.666	12.265
2	16:34:07.959	49.319	+3.677	16.436	20.780	12.103	6	16:36:17.385	46.029		13.609	20.355	12.065
3	16:34:53.621	45.662	+0.020	13.514	20.109	12.039	7	16:37:03.742	46.357	+0.328	13.744	20.534	12.079
4	16:35:39.927	46.306	+0.664	13.333	20.898	12.075	8	16:37:49.940	46.198	+0.169	13.492	20.288	12.418
5	16:36:25.723	45.796	+0.154	13.848	20.018	11.930	9	16:38:36.213	46.273	+0.244	13.541	20.651	12.081
6	16:37:11.874	46.151	+0.509	13.464	20.153	12.534	10	16:39:22.849	46.636	+0.607	13.976	20.482	12.178
7	16:37:57.857	45.983	+0.341	13.744	20.303	11.936	11	16:40:09.920	47.071	+1.042	14.469	20.335	12.267
8	16:38:43.741	45.884	+0.242	13.433	20.335	12.116	12	16:40:56.246	46.326	+0.297	13.694	20.561	12.071
9	16:39:29.401	45.660	+0.018	13.451	20.196	12.013	13	16:41:42.386	46.140	+0.111	13.649	20.384	12.107
10	16:40:15.043	45.642		13.475	20.137	12.030	(872) Tobias Burgstahler						
11	16:41:01.329	46.286	+0.644	13.460	20.134	12.692	1	16:32:28.657	49.495	+3.397	15.354	21.597	12.544
12	16:41:48.077	46.748	+1.106	13.541	20.693	12.514	2	16:33:16.592	47.935	+1.837	14.271	21.221	12.443
13	16:42:34.525	46.448	+0.806	13.531	20.557	12.360	3	16:34:04.882	48.290	+2.192	15.008	20.955	12.327
14	16:43:21.198	46.673	+1.031	14.357	20.282	12.034	4	16:34:51.051	46.169	+0.071	13.598	20.408	12.163
15	16:44:06.887	45.689	+0.047	13.493	20.192	12.004	5	16:36:28.772	1:37.721	+51.623	13.711	21.170	1:02.840
16	16:44:52.895	46.008	+0.366	13.572	20.330	12.106	6	16:37:16.036	47.264	+1.166	14.355	20.573	12.336
17	16:45:38.973	46.078	+0.436	13.624	20.396	12.058	7	16:38:02.380	46.344	+0.246	13.647	20.514	12.183
18	16:46:25.155	46.182	+0.540	13.599	20.486	12.097	8	16:38:48.677	46.297	+0.199	13.635	20.495	12.167
(834) Moritz Schwing							9	16:39:34.901	46.224	+0.126	13.577	20.428	12.219
1	16:32:28.470	54.188	+8.365	15.322	21.201	17.665	10	16:40:20.999	46.098		13.515	20.425	12.158
2	16:33:16.784	48.314	+2.491	15.195	20.746	12.373	11	16:41:07.129	46.130	+0.032	13.538	20.402	12.190
3	16:34:04.599	47.815	+1.992	14.214	21.472	12.129	12	16:41:53.572	46.443	+0.345	13.566	20.522	12.355
4	16:34:50.523	45.924	+0.101	13.608	20.299	12.017	13	16:42:39.972	46.400	+0.302	13.573	20.532	12.295
5	16:35:36.836	46.313	+0.490	13.579	20.608	12.126	14	16:43:26.466	46.494	+0.396	13.598	20.592	12.304
6	16:36:22.705	45.869	+0.046	13.658	20.158	12.053	(814) Nina Aptsiauri						
7	16:37:10.131	47.426	+1.603	13.481	21.790	12.155	1	16:32:43.108	50.853	+4.232	15.954	22.111	12.788
8	16:42:04.974	4:54.843	+4:09.020	13.562	20.997	4:20.284	2	16:33:31.213	48.105	+1.484	14.155	21.279	12.671
9	16:42:52.449	47.475	+1.652	14.448	20.711	12.316	3	16:34:18.434	47.221	+0.600	13.754	20.945	12.522
10	16:43:38.558	46.109	+0.286	13.669	20.291	12.149	Orbits						



INT. ADAC Kartrennen Kerpen

X30 SENIOR

Erftlandring Kerpen 1,110 Km

Test-Session 4 even

19.07.2024 16:30

Practice (15:00 Time) started at 16:31:20

Lap	Time of Day	Lap Tm	Diff	S1 Tm	S2 Tm	S3 Tm	Lap	Time of Day	Lap Tm	Diff	S1 Tm	S2 Tm	S3 Tm
4	16:35:05.632	47.198	+0.577	13.880	20.780	12.538							
5	16:35:52.460	46.828	+0.207	13.669	20.704	12.455							
6	16:36:39.207	46.747	+0.126	13.569	20.594	12.584							
7	16:37:26.194	46.987	+0.366	14.032	20.633	12.322							
8	16:39:25.613	1:59.419	+1:12.798	14.295	20.701	1:24.423							
9	16:40:13.624	48.011	+1.390	14.816	20.827	12.368							
10	16:41:00.974	47.350	+0.729	14.090	20.765	12.495							
11	16:41:47.725	46.751	+0.130	13.742	20.634	12.375							
12	16:42:34.346	46.621		13.729	20.545	12.347							
13	16:43:23.883	49.537	+2.916	15.025	20.741	13.771							





X30 SENIOR

Test-Session 4 odd

Track length: 1.110 Km


Session Started: 16:50:01

Best Lap by: 877 - Niklas Hirsch - 44.412

Rank	#	Driver	Nat	Sponsor Entrant	Nat	License E-License	Make	laps	Best Lap	Diff	In Lap	Penalty
1	877	Niklas Hirsch	DEU	MSC-Langenfeld e. V. im ADAC SIM-ON	DEU	ITF39320 KBF39246	Kosmic/IAME/Komet	13	44.412		4	
2	823	Jason Bralic	NLD	SIM-ON	DEU	ITG46957 KBF39246	Kosmic/IAME/Komet	17	44.591	0.179	7	
3	895	Phil Colin Streng	DEU	ADAC Württemberg e.V. Ebert Motorsport	DEU	ITE42785 EL38528	LN/IAME/Komet	18	44.611	0.199	8	
4	829	Lutz Ohsenbrink	DEU	KSL Racing Team	DEU	ITE40759 KBF1304585	Alonso/IAME/Komet	17	44.683	0.271	7	
5	891	Luka Koullen	NLD	PCH Racing	DEU	NKA50483 BIF39956	KR/IAME/Komet	17	44.757	0.345	7	
6	815	Moritz Wolber	DEU	ADAC Südbaden e.V. NEES RACING	DEU	NKA16641 BIF17863	Maranello/IAME/Komet	18	44.785	0.373	6	
7	807	Marlon Vatter	DEU	AT Motorsport	DEU	ITF38543 KBF38543	Exprit/IAME/Komet	16	44.813	0.401	6	
8	887	Torben Gröndahl	DEU	MSC Groß Dölln e.V. im ADAC CV Performance Group	DEU	ITC-C14120 BIF38321	KR/IAME/Komet	19	44.892	0.480	13	
9	809	Luis Esser	DEU	RMW Motorsport	DEU	ITE 11661 KBF39010	OTK/IAME/Komet	15	44.895	0.483	14	
10	817	Maximilian Engelstädter	DEU	Dörr Motorsport	DEU	NKA40565 BIF38420	KR/IAME/Komet	19	44.936	0.524	18	
11	923	Mehmet Efe Aybar	DEU	RMW Motorsport	DEU	NKA41197 BIF39010	OTK/IAME/Komet	18	45.024	0.612	14	
12	821	Manuel Wagner	DEU	RS-Motorsport	DEU	ITE 39259 KBF40372	CRG/IAME/Komet	18	45.060	0.648	11	
13	853	Devin Leon Ucar	DEU	ADAC Pfalz e.V. PCH Racing	DEU	ITF40418 KBF39956	Tony Kart /IAME/Komet	16	45.092	0.680	4	
14	919	Zino Fahlke	DEU	Larea GT1 Racing	DEU	ITE 16367 KBF39725	Kosmic/IAME/Komet	17	45.094	0.682	5	
15	921	Janec Mike Gabrich	DEU	ADAC Berlin-Brandenburg e.V. LAREA GT1 RACING	DEU	NKA38939 KBF39725	Kosmic/IAME /Komet	17	45.146	0.734	7	
16	833	Jannik Remmert	DEU	VDB Kart Racing	DEU	ITE19994 KBF10478	Tony Kart/IAME/Komet	16	45.278	0.866	12	
17	881	Jacob Trost	DEU	ADAC Hessen-Thüringen e.V. DUTT MOTORSPORT by FENSTER.COM	LUX	NKA41233 IDCK867	Tony Kart/IAME/Komet	19	45.285	0.873	12	
18	835	Jarno Wiese	DEU	VDB Kart Racing	DEU	ITE 40767 KBF10478	OTK/IAME/Komet	16	45.392	0.980	6	
19	855	Matti Klases	DEU	DSK e.V. Ja zum Motorsport RMW Motorsport	DEU	ITE13782 BIC39010	Tony Kart/IAME/Komet	14	45.418	1.006	11	
20	845	Jan Waibel	DEU	ADAC Mittelrhein e.V. VDB Kart Racing	DEU	NKA12495 KBF10478	Tony Kart/IAME/Komet	19	45.434	1.022	9	
21	843	Luis Simon	DEU	PCH Racing	DEU	NKA36581 KBF39956	LN/IAME/Komet	16	45.525	1.113	6	
22	899	Luke Neubauer	DEU	AT Motorsport	DEU	NKA16390 KBF38996	OTK/IAME/Komet	19	45.768	1.356	9	
23	811	Karl Schmiederer	DEU	RS-Motorsport	DEU	ITE39775 KBF40372	CRG/IAME/Komet	17	45.806	1.394	4	

Timekeeper
M.Riehmers

Race Director
H.Seidel



INT. ADAC Kartrennen Kerpen

X30 SENIOR

Erftlandring Kerpen 1,110 Km

Test-Session 4 odd

19.07.2024 16:50

Practice (15:00 Time) started at 16:50:01

Lap	Time of Day	Lap Tm	Diff	S1 Tm	S2 Tm	S3 Tm
(877) Niklas Hirsch						
1	16:51:52.618	49.381	+4.969	15.961	21.068	12.352
2	16:52:38.015	45.397	+0.985	13.569	19.956	11.872
3	16:53:22.744	44.729	+0.317	13.310	19.699	11.720
4	16:54:07.156	44.412		13.194	19.570	11.648
5	16:54:52.131	44.975	+0.563	13.216	19.811	11.948
6	16:55:36.582	44.451	+0.039	13.245	19.562	11.644
7	16:56:21.221	44.639	+0.227	13.216	19.779	11.644
8	16:57:05.688	44.467	+0.055	13.162	19.653	11.652
9	16:58:50.976	1:45.288	+1:00.876	13.259	19.721	1:12.308
10	16:59:37.637	46.661	+2.249	14.689	19.799	12.173
11	17:00:30.148	52.511	+8.099	16.641	24.047	11.823
12	17:01:14.714	44.566	+0.154	13.205	19.710	11.651
13	17:01:59.184	44.470	+0.058	13.151	19.627	11.692

Lap	Time of Day	Lap Tm	Diff	S1 Tm	S2 Tm	S3 Tm
(823) Jason Bralic						
1	16:51:50.164	48.274	+3.683	15.448	20.683	12.143
2	16:52:35.479	45.315	+0.724	13.351	19.953	12.011
3	16:53:20.364	44.885	+0.294	13.253	19.860	11.772
4	16:54:05.007	44.643	+0.052	13.175	19.704	11.764
5	16:54:49.848	44.841	+0.250	13.173	19.728	11.940
6	16:55:34.519	44.671	+0.080	13.181	19.772	11.718
7	16:56:19.110	44.591		13.180	19.658	11.753
8	16:57:03.745	44.635	+0.044	13.196	19.743	11.696
9	16:58:49.715	1:45.970	+1:01.379	13.171	19.723	1:13.076
10	16:59:35.554	45.839	+1.248	14.124	19.860	11.855
11	17:00:20.451	44.897	+0.306	13.277	19.856	11.764
12	17:01:05.384	44.933	+0.342	13.370	19.818	11.745
13	17:01:50.012	44.628	+0.037	13.160	19.752	11.716
14	17:02:34.851	44.839	+0.248	13.182	19.870	11.787
15	17:03:19.862	45.011	+0.420	13.327	19.846	11.838
16	17:04:04.566	44.704	+0.113	13.182	19.802	11.720
17	17:04:49.241	44.675	+0.084	13.246	19.741	11.688

Lap	Time of Day	Lap Tm	Diff	S1 Tm	S2 Tm	S3 Tm
(895) Phil Colin Strenge						
1	16:51:00.887	47.071	+2.460	14.600	20.452	12.019
2	16:51:46.451	45.564	+0.953	13.597	20.112	11.855
3	16:52:31.513	45.062	+0.451	13.417	19.921	11.724
4	16:53:16.484	44.971	+0.360	13.360	19.856	11.755
5	16:54:01.338	44.854	+0.243	13.342	19.807	11.705
6	16:54:46.215	44.877	+0.266	13.271	19.923	11.683
7	16:55:30.926	44.711	+0.100	13.318	19.639	11.754
8	16:56:15.537	44.611		13.284	19.670	11.657
9	16:58:36.040	2:20.503	+1:35.892	13.288	20.164	1:47.051
10	16:59:22.096	46.056	+1.445	14.146	20.081	11.829
11	17:00:07.031	44.935	+0.324	13.329	19.845	11.761
12	17:00:51.805	44.774	+0.163	13.290	19.806	11.678
13	17:01:36.658	44.863	+0.242	13.316	19.786	11.751
14	17:02:22.058	45.400	+0.789	13.349	20.123	11.928
15	17:03:06.876	44.818	+0.207	13.280	19.814	11.724
16	17:03:51.570	44.694	+0.083	13.310	19.720	11.664
17	17:04:36.256	44.686	+0.075	13.269	19.730	11.687
18	17:05:21.087	44.831	+0.220	13.281	19.839	11.711

Lap	Time of Day	Lap Tm	Diff	S1 Tm	S2 Tm	S3 Tm
(829) Lutz Ohsenbrink						
1	16:51:10.428	48.658	+3.975	15.234	21.181	12.243
2	16:51:56.043	45.615	+0.932	13.677	20.043	11.895
3	16:52:40.974	44.931	+0.248	13.374	19.769	11.788
4	16:53:26.563	45.589	+0.906	13.839	19.947	11.803
5	16:54:11.361	44.798	+0.115	13.344	19.725	11.729
6	16:54:56.245	44.884	+0.201	13.322	19.783	11.779
7	16:55:40.928	44.683		13.282	19.699	11.702
8	16:56:25.697	44.769	+0.086	13.294	19.692	11.783
9	16:57:10.490	44.793	+0.110	13.307	19.736	11.750
10	16:58:51.999	1:41.509	+56.826	13.327	19.874	1:08.308
11	16:59:38.159	46.160	+1.477	14.311	19.995	11.754
12	17:00:23.229	45.070	+0.387	13.495	19.864	11.711
13	17:01:08.174	44.945	+0.262	13.339	19.872	11.824
14	17:01:53.165	44.991	+0.308	13.307	19.785	11.832
15	17:02:38.532	45.367	+0.684	13.573	19.960	11.834
16	17:03:23.583	45.051	+0.368	13.425	19.845	11.871
17	17:04:08.711	45.128	+0.445	13.383	19.904	11.841

Lap	Time of Day	Lap Tm	Diff	S1 Tm	S2 Tm	S3 Tm
(891) Luka Koullon						
1	16:51:18.208	48.420	+3.663	15.370	20.784	12.266
2	16:52:04.443	46.235	+1.478	13.673	20.514	12.048
3	16:52:49.640	45.197	+0.440	13.482	19.823	11.892
4	16:53:34.555	44.915	+0.158	13.248	19.826	11.841
5	16:54:19.542	44.987	+0.230	13.324	19.789	11.874
6	16:55:04.406	44.864	+0.107	13.247	19.854	11.763
7	16:55:49.163	44.757		13.305	19.745	11.707
8	16:56:34.282	45.119	+0.362	13.501	19.830	11.788
9	16:57:19.108	44.826	+0.069	13.289	19.739	11.798
10	16:58:04.007	44.899	+0.142	13.275	19.817	11.807
11	16:58:49.217	45.210	+0.453	13.389	20.019	11.802
12	16:59:34.386	45.169	+0.412	13.298	19.964	11.907
13	17:00:19.313	44.927	+0.170	13.299	19.781	11.847
14	17:01:04.555	45.242	+0.485	13.387	19.983	11.872
15	17:01:49.629	45.074	+0.317	13.344	19.912	11.818
16	17:02:34.716	45.087	+0.330	13.343	19.912	11.832
17	17:03:20.091	45.375	+0.618	13.694	19.867	11.814

Lap	Time of Day	Lap Tm	Diff	S1 Tm	S2 Tm	S3 Tm
(815) Moritz Wolber						
1	16:51:14.144	49.125	+4.340	15.643	21.248	12.234
2	16:52:00.471	46.327	+1.542	14.175	20.213	11.939
3	16:52:45.680	45.209	+0.424	13.406	20.019	11.784
4	16:53:30.637	44.957	+0.172	13.340	19.865	11.752
5	16:54:15.741	45.104	+0.319	13.400	19.936	11.768
6	16:55:00.526	44.785		13.278	19.811	11.696
7	16:55:45.547	45.021	+0.236	13.283	19.965	11.773
8	16:57:24.330	1:38.783	+53.998	13.301	19.779	1:05.703
9	16:58:10.465	46.135	+1.350	14.194	20.102	11.839
10	16:58:55.907	45.442	+0.657	13.367	20.200	11.875
11	16:59:40.992	45.085	+0.300	13.317	19.959	11.809
12	17:00:26.303	45.311	+0.526	13.436	20.098	11.777
13	17:01:11.705	45.402	+0.617	13.550	20.200	11.832
14	17:01:57.413	45.708	+0.923	13.392	20.214	12.102
15	17:02:42.728	45.315	+0.530	13.414	20.066	11.835
16	17:03:27.686	44.958	+0.173	13.339	19.860	11.759
17	17:04:12.634	44.948	+0.163	13.342	19.875	11.731
18	17:04:57.699	45.065	+0.280	13.249	19.982	11.834

Lap	Time of Day	Lap Tm	Diff	S1 Tm	S2 Tm	S3 Tm
(807) Marlon Vatter						
1	16:51:14.403	48.673	+3.860	15.253	21.217	12.203
2	16:52:00.145	45.742	+0.929	13.677	20.131	11.934
3	16:52:45.284	45.139	+0.326	13.389	19.899	11.851
4	16:53:30.284	45.000	+0.187	13.333	19.833	11.834
5	16:54:15.318	45.034	+0.221	13.484	19.805	11.745
6	16:55:00.131	44.813		13.265	19.783	11.765
7	16:55:45.253	45.122	+0.309	13.361	19.904	11.857
8	16:56:30.200	44.947	+0.134	13.305	19.828	11.814
9	16:57:15.395	45.195	+0.382	13.295	19.920	12.000
10	16:58:04.612	49.217	+4.404	14.032	23.101	12.084
11	16:58:49.950	45.338	+0.525	13.469	20.056	11.813
12	16:59:35.337	45.387	+0.574	13.622	19.951	11.814
13	17:00:20.310	44.973	+0.160	13.246	19.936	11.791
14	17:01:05.770	45.460	+0.647	13.717	19.942	11.801
15	17:01:50.770	45.000	+0.187	13.280	19.896	11.824
16	17:02:35.828	45.058	+0.245	13.242	19.987	11.829

Lap	Time of Day	Lap Tm	Diff	S1 Tm	S2 Tm	S3 Tm
(887) Torben Gröndahl						
1	16:51:17.136	49.840	+4.948	15.812	21.569	12.459
2	16:52:05.218	48.082	+3.190	15.556	20.416	12.110
3	16:52:50.537	45.319	+0.427	13.442	19.988	11.889
4	16:53:35.533	44.996	+0.104	13.284	19.840	11.872
5	16:54:20.507	44.974	+0.082	13.272	19.832	11.870
6	16:55:05.708	45.201	+0.309	13.417	19.915	11.869

INT. ADAC Kartrennen Kerpen

X30 SENIOR

Erftlandring Kerpen 1,110 Km

Test-Session 4 odd

19.07.2024 16:50

Practice (15:00 Time) started at 16:50:01

Lap	Time of Day	Lap Tm	Diff	S1 Tm	S2 Tm	S3 Tm	Lap	Time of Day	Lap Tm	Diff	S1 Tm	S2 Tm	S3 Tm
17	17:03:21.566	44.958	+0.066	13.201	19.845	11.912	12	17:00:26.851	1:34.940	+49.880	13.354	19.956	1:01.630
18	17:04:06.858	45.292	+0.400	13.438	19.987	11.867	13	17:01:12.764	45.913	+0.853	13.895	20.178	11.840
19	17:04:51.960	45.102	+0.210	13.317	19.877	11.908	14	17:01:57.976	45.212	+0.152	13.277	19.937	11.998
(809) Luis Esser							15	17:02:43.989	46.013	+0.953	13.751	20.167	12.095
1	16:51:01.662	47.359	+2.464	14.782	20.509	12.068	16	17:03:29.211	45.222	+0.162	13.477	19.926	11.819
2	16:51:47.380	45.718	+0.823	13.544	20.268	11.906	17	17:04:14.311	45.100	+0.040	13.322	19.896	11.882
3	16:52:32.618	45.238	+0.343	13.359	20.033	11.846	18	17:04:59.385	45.074	+0.014	13.349	19.926	11.799
4	16:53:17.907	45.289	+0.394	13.380	20.086	11.823	(853) Devin Leon Ucar						
5	16:54:02.873	44.966	+0.071	13.283	19.885	11.798	1	16:51:20.388	48.152	+3.060	14.819	20.990	12.343
6	16:54:50.171	47.298	+2.403	13.296	21.807	12.195	2	16:52:07.125	46.737	+1.645	13.821	20.756	12.160
7	16:55:35.349	45.178	+0.283	13.434	19.982	11.762	3	16:52:52.634	45.509	+0.417	13.402	20.058	12.049
8	16:56:20.388	45.039	+0.144	13.285	19.938	11.816	4	16:53:37.726	45.092		13.285	19.916	11.891
9	17:00:24.720	4:04.332	+3:19.437	13.274	19.893	3:31.165	5	16:54:22.883	45.157	+0.065	13.255	19.968	11.934
10	17:01:12.256	47.536	+2.641	15.649	20.073	11.814	6	16:55:08.016	45.133	+0.041	13.297	19.926	11.910
11	17:01:57.888	45.632	+0.737	13.302	20.227	12.103	7	16:55:53.117	45.101	+0.009	13.248	19.952	11.901
12	17:02:43.115	45.227	+0.332	13.398	20.018	11.811	8	16:56:38.399	45.282	+0.190	13.278	20.044	11.960
13	17:03:28.025	44.910	+0.015	13.233	19.874	11.803	9	16:58:20.810	1:42.411	+57.319	13.250	20.044	1:09.117
14	17:04:12.920	44.895		13.256	19.838	11.801	10	16:59:08.236	47.426	+2.334	15.446	20.093	11.887
15	17:04:57.939	45.019	+0.124	13.325	19.872	11.822	11	16:59:53.385	45.149	+0.057	13.242	20.040	11.867
(817) Maximilian Engelstädter							12	17:00:38.599	45.214	+0.122	13.274	20.087	11.853
1	16:51:32.698	49.123	+4.187	15.286	21.577	12.260	13	17:01:23.857	45.258	+0.166	13.283	20.075	11.900
2	16:52:18.653	45.955	+1.019	13.627	20.382	11.946	14	17:02:09.230	45.373	+0.281	13.305	20.111	11.957
3	16:53:04.107	45.454	+0.518	13.421	20.188	11.845	15	17:02:54.590	45.360	+0.268	13.263	20.148	11.949
4	16:53:49.497	45.390	+0.454	13.382	20.112	11.896	16	17:03:40.263	45.673	+0.581	13.332	20.253	12.088
5	16:54:34.863	45.366	+0.430	13.447	20.069	11.850	(919) Zino Fahlke						
6	16:55:20.488	45.625	+0.689	13.487	20.253	11.885	1	16:51:21.354	47.722	+2.628	15.058	20.509	12.155
7	16:56:05.782	45.294	+0.358	13.371	20.053	11.870	2	16:52:07.700	46.346	+1.252	14.317	20.052	11.977
8	16:56:50.905	45.123	+0.187	13.297	20.025	11.801	3	16:52:53.606	45.906	+0.812	13.576	20.304	12.026
9	16:57:36.075	45.170	+0.234	13.255	20.065	11.850	4	16:53:38.826	45.220	+0.126	13.419	19.876	11.925
10	16:58:21.307	45.232	+0.296	13.310	20.054	11.868	5	16:54:23.920	45.094		13.385	19.810	11.899
11	16:59:06.978	45.671	+0.735	13.828	20.045	11.798	6	16:55:09.095	45.175	+0.081	13.316	19.876	11.983
12	16:59:52.196	45.218	+0.282	13.344	20.065	11.809	7	16:56:30.283	1:21.188	+36.094	13.394	20.324	47.470
13	17:00:37.483	45.287	+0.351	13.356	20.127	11.804	8	16:57:17.032	46.749	+1.655	14.575	20.161	12.013
14	17:01:22.715	45.232	+0.296	13.333	20.072	11.827	9	16:58:03.785	46.753	+1.659	13.426	21.356	11.971
15	17:02:07.830	45.115	+0.179	13.284	20.089	11.742	10	16:58:49.607	45.822	+0.728	13.448	20.330	12.044
16	17:02:53.161	45.331	+0.395	13.373	20.127	11.831	11	17:00:34.677	1:45.070	+59.976	13.496	19.953	1:11.621
17	17:03:38.293	45.132	+0.196	13.331	20.030	11.771	12	17:01:20.829	46.152	+1.058	14.124	20.076	11.952
18	17:04:23.229	44.936		13.241	19.943	11.752	13	17:02:06.173	45.344	+0.250	13.394	20.056	11.894
19	17:05:08.214	44.985	+0.049	13.266	19.951	11.768	14	17:02:51.425	45.252	+0.158	13.358	19.942	11.952
(923) Mehmet Efe Aybar							15	17:03:36.660	45.235	+0.141	13.376	19.980	11.879
1	16:51:19.955	54.436	+9.412	16.896	23.217	14.323	16	17:04:21.833	45.173	+0.079	13.335	19.932	11.906
2	16:52:11.586	51.631	+6.607	16.373	22.017	13.241	17	17:05:06.982	45.149	+0.055	13.344	19.934	11.871
3	16:53:00.932	49.346	+4.322	15.305	21.089	12.952	(921) Janec Mike Gabrich						
4	16:53:48.983	48.051	+3.027	14.898	20.550	12.603	1	16:51:17.523	49.460	+4.314	15.550	21.409	12.501
5	16:54:36.376	47.393	+2.369	14.414	20.624	12.355	2	16:52:03.582	46.059	+0.913	13.703	20.202	12.154
6	16:55:22.691	46.315	+1.291	13.910	20.172	12.233	3	16:52:49.187	45.605	+0.459	13.650	20.023	11.932
7	16:56:09.687	46.996	+1.972	14.486	20.234	12.276	4	16:53:34.783	45.596	+0.450	13.400	20.240	11.956
8	16:56:55.687	46.000	+0.976	13.855	20.086	12.059	5	16:54:20.156	45.373	+0.227	13.415	20.031	11.927
9	16:57:41.768	46.081	+1.057	13.930	20.057	12.094	6	16:55:05.439	45.283	+0.137	13.575	19.882	11.826
10	16:58:27.264	45.496	+0.472	13.426	20.155	11.915	7	16:55:50.585	45.146		13.264	20.037	11.845
11	16:59:12.948	45.684	+0.660	13.412	20.281	11.991	8	16:57:32.516	1:41.931	+56.785	13.518	20.082	1:08.331
12	16:59:58.093	45.145	+0.121	13.314	19.948	11.883	9	16:58:20.889	48.373	+3.227	13.949	21.429	12.995
13	17:00:43.407	45.314	+0.290	13.308	19.897	12.109	10	16:59:08.889	48.000	+2.854	15.686	20.302	12.012
14	17:01:28.431	45.024		13.280	19.908	11.836	11	16:59:55.887	46.998	+1.852	13.583	21.339	12.076
15	17:02:13.500	45.069	+0.045	13.278	19.985	11.806	12	17:00:41.675	45.788	+0.642	13.530	20.212	12.046
16	17:02:59.125	45.625	+0.601	13.388	20.053	12.184	13	17:01:26.962	45.287	+0.141	13.430	19.957	11.900
17	17:03:44.163	45.038	+0.014	13.305	19.891	11.842	14	17:02:12.537	45.575	+0.429	13.477	20.152	11.946
18	17:04:29.321	45.158	+0.134	13.381	19.889	11.888	15	17:02:57.877	45.340	+0.194	13.366	20.015	11.959
(821) Manuel Wagner							16	17:03:43.340	45.463	+0.317	13.449	20.085	11.929
1	16:51:17.862	48.857	+3.797	15.511	21.090	12.256	17	17:04:28.830	45.490	+0.344	13.433	20.088	11.969
2	16:52:04.618	46.756	+1.696	14.337	20.281	12.138	(833) Jannik Remmert						
3	16:52:49.974	45.356	+0.296	13.565	19.922	11.869	1	16:51:02.980	47.949	+2.671	14.806	20.954	12.189
4	16:53:35.068	45.094	+0.034	13.295	19.970	11.970	2	16:51:50.399	47.419	+2.141	14.575	20.607	12.237
5	16:54:20.363	45.295	+0.235	13.314	19.919	12.062	3	16:52:35.950	45.551	+0.273	13.575	20.068	11.908
6	16:55:05.875	45.512	+0.452	13.704	19.912	11.896	4	16:53:21.232	45.282	+0.004	13.382	20.001	11.899
7	16:55:50.988	45.113	+0.063	13.284	19.995	11.834	5	16:54:06.696	45.464	+0.186	13.422	20.079	11.963
8	16:56:36.275	45.287	+0.227	13.445	19.863	11.979	6	16:54:52.039	45.343	+0.065	13.404	20.017	11.922
9	16:57:21.373	45.098	+0.038	13.373	11.872	11.872	7	16:55:37.533	45.494	+0.216	13.522	20.078	11.894
10	16:58:06.851	45.478	+0.418	13.530	20.055	11.893	8	16:56:22.920	45.387	+0.109	13.393	20.076	11.918
11	16:58:51.911	45.060		13.297	19.862	11.901	9	16:58:48.675	2:25.755	+1:40.477	13.437	19.993	1:52.325

Orbits



INT. ADAC Kartrennen Kerpen

X30 SENIOR

Erftlandring Kerpen 1,110 Km

Test-Session 4 odd

19.07.2024 16:50

Practice (15:00 Time) started at 16:50:01

Lap	Time of Day	Lap Tm	Diff	S1 Tm	S2 Tm	S3 Tm
10	16:59:37.057	48.382	+3.104	15.942	20.505	11.935
11	17:00:22.459	45.402	+0.124	13.408	20.096	11.898
12	17:01:07.737	45.278		13.316	20.096	11.866
13	17:01:53.073	45.336	+0.058	13.343	20.085	11.908
14	17:02:38.425	45.352	+0.074	13.444	20.026	11.882
15	17:03:24.118	45.693	+0.415	13.696	20.090	11.907
16	17:04:09.652	45.534	+0.256	13.400	20.120	12.014

(881) Jacob Trost

1	16:51:17.317	49.748	+4.463	15.754	21.448	12.546
2	16:52:03.311	45.994	+0.709	13.567	20.391	12.036
3	16:52:51.670	48.359	+3.074	13.545	21.397	13.417
4	16:53:41.787	50.117	+4.832	13.432	23.162	13.523
5	16:54:47.106	1:05.319	+20.034	21.857	31.265	12.197
6	16:55:32.850	45.744	+0.459	13.493	20.118	12.133
7	16:56:23.411	50.561	+5.276	14.952	23.532	12.077
8	16:57:09.027	45.616	+0.331	13.489	20.097	12.030
9	16:57:54.841	45.814	+0.529	13.609	20.220	11.985
10	16:58:40.416	45.575	+0.290	13.439	20.117	12.019
11	16:59:25.900	45.484	+0.199	13.434	20.128	11.922
12	17:00:11.185	45.285		13.347	20.039	11.899
13	17:00:56.548	45.363	+0.078	13.389	20.139	11.835
14	17:01:42.896	46.348	+1.063	13.396	20.090	12.862
15	17:02:28.783	45.887	+0.602	13.508	20.373	12.006
16	17:03:14.272	45.489	+0.204	13.448	20.122	11.919
17	17:03:59.730	45.458	+0.173	13.496	20.131	11.831
18	17:04:45.364	45.634	+0.349	13.442	20.138	12.054
19	17:05:30.978	45.614	+0.329	13.473	20.217	11.924

(835) Jarno Wiese

1	16:51:11.445	48.474	+3.082	15.114	21.065	12.295
2	16:51:57.610	46.165	+0.773	13.629	20.315	12.221
3	16:52:43.228	45.618	+0.226	13.423	20.135	12.060
4	16:53:28.893	45.665	+0.273	13.502	20.148	12.015
5	16:54:14.375	45.482	+0.090	13.441	20.052	11.989
6	16:54:59.767	45.392		13.399	20.050	11.943
7	16:55:46.074	46.307	+0.915	13.378	20.846	12.083
8	16:58:02.754	2:16.680	+1:31.288	13.324	20.050	1:43.306
9	16:58:50.488	47.734	+2.342	15.065	20.674	11.995
10	16:59:36.224	45.736	+0.344	13.579	20.163	11.994
11	17:00:23.832	47.608	+2.216	13.359	22.102	12.147
12	17:01:09.295	45.463	+0.071	13.417	20.065	11.981
13	17:01:55.133	45.838	+0.446	13.388	20.367	12.083
14	17:02:40.803	45.670	+0.278	13.448	20.205	12.017
15	17:03:26.362	45.559	+0.167	13.408	20.191	11.960
16	17:04:12.028	45.666	+0.274	13.462	20.233	11.971

(855) Matti Klasen

1	16:51:06.515	48.739	+3.321	15.244	21.164	12.341
2	16:51:54.913	48.398	+2.980	15.179	20.985	12.234
3	16:52:40.888	45.976	+0.557	13.616	20.193	12.166
4	16:53:27.169	46.281	+0.863	13.877	20.391	12.013
5	16:54:12.718	45.549	+0.131	13.450	20.098	12.001
6	16:54:58.280	45.562	+0.144	13.414	20.098	12.050
7	16:55:43.794	45.514	+0.096	13.446	20.059	12.009
8	16:56:29.513	45.719	+0.301	13.532	20.156	12.031
9	16:58:23.497	1:53.984	+1:08.566	13.709	20.050	1:20.225
10	16:59:10.035	46.538	+1.120	14.162	20.336	12.040
11	16:59:55.453	45.418		13.384	20.040	11.994
12	17:00:41.019	45.566	+0.148	13.370	20.127	11.977
13	17:01:26.604	45.585	+0.167	13.409	20.127	12.049
14	17:02:14.819	48.215	+2.797	13.681	22.489	12.045

(845) Jan Waibel

1	16:51:07.917	49.168	+3.734	15.467	21.206	12.505
2	16:51:54.713	46.796	+1.362	13.952	20.627	12.217
3	16:52:40.815	46.102	+0.668	13.607	20.283	12.212
4	16:53:27.507	46.692	+1.258	14.215	20.437	12.040
5	16:54:13.069	45.562	+0.128	13.455	20.097	12.010
6	16:54:58.699	45.630	+0.196	13.487	20.130	12.013
7	16:55:44.151	45.452	+0.018	13.434	20.030	11.988
8	16:56:29.664	45.513	+0.079	13.481	20.046	11.986
9	16:57:15.098	45.434		13.441	20.070	11.923
10	16:58:00.919	45.821	+0.387	13.581	20.261	11.979

Lap	Time of Day	Lap Tm	Diff	S1 Tm	S2 Tm	S3 Tm
11	16:58:46.735	45.816	+0.382	13.605	20.215	11.996
12	16:59:32.640	45.905	+0.471	13.666	20.189	12.050
13	17:00:18.331	45.691	+0.257	13.481	20.207	12.003
14	17:01:50.845	1:32.514	+47.080	13.475	20.376	58.663
15	17:02:39.485	48.640	+3.206	16.265	20.335	12.040
16	17:03:25.291	45.806	+0.372	13.546	20.314	11.946
17	17:04:10.980	45.689	+0.255	13.440	20.285	11.964
18	17:04:56.605	45.625	+0.191	13.496	20.155	11.974
19	17:05:42.361	45.756	+0.322	13.508	20.274	11.974

(843) Luis Simon

1	16:51:20.868	50.025	+4.500	15.845	21.524	12.656
2	16:52:07.515	46.647	+1.122	13.911	20.564	12.172
3	16:52:54.805	47.290	+1.767	13.670	21.166	12.454
4	16:53:40.437	45.632	+0.107	13.486	20.114	12.032
5	16:54:26.033	45.596	+0.071	13.498	20.070	12.028
6	16:55:11.558	45.525		13.485	20.014	12.026
7	16:55:58.483	46.925	+1.400	13.887	20.992	12.046
8	16:56:44.050	45.567	+0.042	13.480	20.095	11.992
9	16:57:30.304	46.254	+0.729	13.660	20.121	12.473
10	16:58:16.232	45.928	+0.403	13.600	20.190	12.138
11	16:59:02.018	45.786	+0.261	13.611	20.146	12.029
12	17:01:08.295	2:06.277	+1:20.752	13.763	20.228	1:32.286
13	17:02:01.269	52.974	+7.449	20.382	20.365	12.227
14	17:02:47.134	45.865	+0.340	13.527	20.217	12.121
15	17:04:16.410	1:29.276	+43.751	13.609	20.340	55.327
16	17:05:04.114	47.704	+2.179	15.378	20.185	12.141

(899) Luke Neubauer

1	16:51:10.352	49.218	+3.450	15.603	21.117	12.498
2	16:51:57.474	47.122	+1.354	14.143	20.617	12.362
3	16:52:43.959	46.485	+0.717	13.880	20.359	12.246
4	16:53:30.102	46.143	+0.375	13.621	20.478	12.044
5	16:54:16.821	46.719	+0.951	13.836	20.689	12.194
6	16:55:02.851	46.030	+0.262	13.602	20.352	12.076
7	16:55:48.935	46.084	+0.316	13.645	20.296	12.143
8	16:56:35.108	46.173	+0.405	13.643	20.459	12.071
9	16:57:20.876	45.768		13.481	20.245	12.042
10	16:58:07.684	46.808	+1.040	13.954	20.751	12.103
11	16:58:53.783	46.099	+0.331	13.557	20.465	12.077
12	16:59:39.702	45.919	+0.151	13.441	20.399	12.079
13	17:00:25.609	45.907	+0.139	13.558	20.309	12.040
14	17:01:11.603	45.994	+0.226	13.563	20.350	12.081
15	17:01:57.797	46.194	+0.426	13.743	20.352	12.099
16	17:02:44.893	47.096	+1.328	14.119	20.894	12.083
17	17:03:31.112	46.219	+0.451	13.577	20.602	12.040
18	17:04:17.060	45.948	+0.180	13.521	20.306	12.121
19	17:05:03.056	45.996	+0.228	13.569	20.335	12.092

(811) Karl Schmiederer

1	16:51:20.101	50.596	+4.790	15.893	21.375	13.328
2	16:52:07.058	46.957	+1.151	13.868	20.886	12.203
3	16:52:53.846	46.788	+0.982	13.835	20.785	12.168
4	16:53:39.652	45.806		13.515	20.277	12.014
5	16:54:25.477	45.825	+0.019	13.521	20.289	12.015
6	16:55:11.355	45.878	+0.072	13.460	20.258	12.160
7	16:55:57.230	45.875	+0.069	13.570	20.240	12.065
8	16:56:43.591	46.361	+0.555	13.697	20.516	12.148
9	16:58:51.472	2:07.881	+1:22.075	13.684	20.233	1:33.964
10	16:59:39.044	47.572	+1.766	14.822	20.534	12.216
11	17:00:25.148	46.104	+0.298	13.696	20.300	12.108
12	17:01:11.107	45.959	+0.153	13.522	20.359	12.078
13	17:01:57.328	46.221	+0.415	13.645	20.449	12.127
14	17:02:43.859	46.531	+0.725	13.783	20.710	12.038
15	17:03:30.215	46.356	+0.550	13.932	20.357	12.067
16	17:04:16.566	46.351	+0.545	13.558	20.653	12.140
17	17:05:02.650	46.084	+0.278	13.575	20.403	12.106

Orbits

</



X30 SENIOR

Serie 1


#	Driver	Nat	Sponsor Entrant	Nat	License E-License	Make
806	Moritz Fischer	DEU	ADAC Pfalz e.V. DUTT MOTORSP. by FENSTER.COM	LUX	NKA26409 IBLK867	Tony Kart/IAME/Komet
807	Marlon Vatter	DEU	AT Motorsport	DEU	ITF38543 KBF38543	Exprit/IAME/Komet
808	Eric Wess	DEU	Kartshop Ampfing	DEU	ITE44964 KBF25142	Drago Corse/IAME/Komet
810	Daniel Guinchart	GBR	SFR Motorsport	GBR	ITC-C292117 IBL368379	KR/IAME/Komet
811	Karl Schmiederer	DEU	RS-Motorsport	DEU	ITE39775 KBF40372	CRG/IAME/Komet
815	Moritz Wolber	DEU	ADAC Südbaden e.V. NEES RACING	DEU	NKA16641 BIF17863	Maranello/IAME/Komet
818	Matthij Vandebroek	DEU	VDB Kart Racing	DEU	ITE 11491 KBF10478	Tony Kart/IAME/Komet
820	Felix Maurer	DEU	DUTT MOTORSPORT by FENSTER.com	LUX	NKA41244 IBLK867	Tony Kart/IAME/Komet
822	Elia Weiss	DEU	DSK e.V. Ja zum Motorsport SIM-ON	DEU	ITG38504 KBF39246	Kosmic/IAME/Komet
823	Jason Bralic	NLD	SIM-ON	DEU	ITG46957 KBF39246	Kosmic/IAME/Komet
829	Lutz Ohsenbrink	DEU	KSL Racing Team	DEU	ITE40759 KBF1304585	Alonso/IAME/Komet
830	Max Hezel	DEU	ADAC Hessen-Thüringen e.V. CV Performance Group	DEU	ITF38265 BIF38321	KR/IAME/Komet
834	Moritz Schwing	DEU	Team NKS	DEU	ITE 12057 KBF29153	DR/IAME/Komet
835	Jarno Wiese	DEU	VDB Kart Racing	DEU	ITE 40767 KBF10478	OTK/IAME/Komet
844	Kevin Wagner	DEU	MSC-Langenfeld e. V. im ADAC TB Racing Team	DEU	ITE 11828 KBF38262	KR/IAME/Komet
854	Daniel Brozovic	DEU	Valier Motorsport	DEU	ITE 42036 KBF39300	Energy/IAME/Komet
872	Tobias Burgstahler	DEU	ADAC Württemberg e.V. Stern Motorsport	DEU	NKA38364 KBF38195	KR/IAME/Komet
877	Niklas Hirsch	DEU	MSC-Langenfeld e. V. im ADAC SIM-ON	DEU	ITF39320 KBF39246	Kosmic/IAME/Komet
881	Jacob Trost	DEU	ADAC Hessen-Thüringen e.V. DUTT MOTORSPORT by FENSTER.COM	LUX	NKA41233 IDCK867	Tony Kart/IAME/Komet
882	Colin Hahn	DEU	Team Hemkemeyer	DEU	NKA25476 KBF42853	Falcon/IAME/Komet
899	Luke Neubauer	DEU	AT Motorsport	DEU	ITE45043 KBF38996	OTK/IAME/Komet
918	Leonard Schuttmann	ARE	CRG Deutschland	DEU	ITFK23 051 KBF18122	CRG/IAME/Komet
920	Donar Munding	LIE	Stern Motorsport	DEU	ITC-C12345 BIC38195	KR/IAME/Komet
922	Jason Maurice Krajewski	DEU	LAREA GT1 RACING	DEU	NKA15778 KBF39725	Kosmic/IAME/Komet



X30 SENIOR

Serie 2

#	Driver	Nat	Sponsor Entrant	Nat	License E-License	Make
809	Luis Esser	DEU	RMW Motorsport	DEU	ITE 11661 KBF39010	OTK/IAME/Komet
812	Rocco Curcio	DEU	ADAC Württemberg e.V. AT-Motorsport	DEU	ITE29607 KBF38996	Exprit/IAME/Komet
814	Nina Aptsiauri	GEO	CRG Deutschland	DEU	ITF230054 KBF18122	CRG/IAME/Komet
816	Elias Schorneck	DEU	VDB Kart Racing	DEU	ITE40538 KBF10478	Tony Kart/IAME/Komet
817	Maximilian Engelstädter	DEU	Dörr Motorsport	DEU	NKA40565 BIF38420	KR/IAME/Komet
821	Manuel Wagner	DEU	RS-Motorsport	DEU	ITE 39259 KBF40372	CRG/IAME/Komet
824	Noel Honguero	DEU	VDB Kart Racing	DEU	NKA39248 KBF10478	Tony Kart/IAME/Komet
833	Jannik Remmert	DEU	VDB Kart Racing	DEU	ITE19994 KBF10478	Tony Kart/IAME/Komet
836	Max Ohsenbrink	DEU	KSL Racing Team	DEU	ITE18670 KBF1304585	Alonso/IAME/Komet
843	Luis Simon	DEU	PCH Racing	DEU	NKA36581 KBF39956	LN/IAME/Komet
845	Jan Waibel	DEU	ADAC Mittelrhein e.V. VDB Kart Racing	DEU	NKA12495 KBF10478	Tony Kart/IAME/Komet
853	Devin Leon Ucar	DEU	ADAC Pfalz e.V. PCH Racing	DEU	ITF40418 KBF39956	Tony Kart /IAME/Komet
855	Matti Klasen	DEU	DSK e.V. Ja zum Motorsport RMW Motorsport	DEU	ITE13782 BIC39010	Tony Kart/IAME/Komet
876	Cemil Bayyati	DEU	Dörr Motorsport	DEU	ITG15366 BIF38420	KR/IAME/Komet
884	Davin Singer	DEU	ADAC Südbaden e.V. CV Performance Group	DEU	ITE 23384 BIF38321	KR/IAME/Komet
887	Torben Gröndahl	DEU	MSC Groß Dölln e.V. im ADAC CV Performance Group	DEU	ITC-C14120 BIF38321	KR/IAME/Komet
888	Louis Schütze	DEU	RF Racing	DEU	ITE 17941 KBF41358	KR/IAME/Komet
891	Luka Koullen	NLD	PCH Racing	DEU	NKA50483 BIF39956	KR/IAME/Komet
895	Phil Colin Streng	DEU	ADAC Württemberg e.V. Ebert Motorsport	DEU	ITE42785 EL38528	LN/IAME/Komet
898	Hawk Baylaan White	GBR	AT Motorsport	DEU	ITE40903 BIC38996	Exprit/IAME/Komet
904	Tobias Feeser	DEU	Sonja Feeser	DEU	ITE13863 BEK1198789	KR/IAME/Komet
919	Zino Fahke	DEU	Larea GT1 Racing	DEU	ITE 16367 KBF39725	Kosmic/IAME/Komet
921	Janec Mike Gabrich	DEU	ADAC Berlin-Brandenburg e.V. LAREA GT1 RACING	DEU	NKA38939 KBF39725	Kosmic/IAME /Komet
923	Mehmet Efe Aybar	DEU	RMW Motorsport	DEU	NKA41197 BIF39010	OTK/IAME/Komet





X30 SENIOR

Free Practice Serie 1

Track length: 1.110 Km

Session Started: 8:20:10

Best Lap by: 822 - Elia Weiss - 44,550

Rank	#	Driver	Nat	Sponsor Entrant	Nat	License E-License	Make	laps	Best Lap	Diff	In Lap	Penalty
1	822	Elia Weiss	DEU	DSK e.V. Ja zum Motorsport SIM-ON	DEU	ITG38504 KBF39246	Kosmic/IAME/Komet	9	44.550		7	
2	877	Niklas Hirsch	DEU	MSC-Langenfeld e. V. im ADAC SIM-ON	DEU	ITF39320 KBF39246	Kosmic/IAME/Komet	9	44.655	0.105	9	
3	829	Lutz Ohsenbrink	DEU	KSL Racing Team	DEU	ITE40759 KBF1304585	Alonso/IAME/Komet	9	44.690	0.140	9	
4	823	Jason Bralic	NLD	SIM-ON	DEU	ITG46957 KBF39246	Kosmic/IAME/Komet	9	44.706	0.156	6	
5	830	Max Hezel	DEU	ADAC Hessen-Thüringen e.V. CV Performance Group	DEU	ITF38265 BIF38321	KR/IAME/Komet	9	44.781	0.231	9	
6	807	Marlon Vatter	DEU	AT Motorsport	DEU	ITF38543 KBF38543	Exprit/IAME/Komet	9	44.803	0.253	9	
7	920	Donar Munding	LIE	Stern Motorsport	DEU	ITC-C12345 BIC38195	KR/IAME/Komet	8	44.866	0.316	7	
8	854	Daniel Brozovic	DEU	Valier Motorsport	DEU	ITE 42036 KBF39300	Energy/IAME/Komet	9	44.953	0.403	9	
9	835	Jarno Wiese	DEU	VDB Kart Racing	DEU	ITE 40767 KBF10478	OTK/IAME/Komet	11	45.013	0.463	9	
10	820	Felix Maurer	DEU	DUTT MOTORSPORT by FENSTER.com	LUX	NKA41244 IBLK867	Tony Kart/IAME/Komet	12	45.028	0.478	9	
11	810	Daniel Guinhard	GBR	SFR Motorsport	GBR	ITC-C292117 IBL368379	KR/IAME/Komet	9	45.068	0.518	6	
12	806	Moritz Fischer	DEU	ADAC Pfalz e.V. DUTT MOTORSP. by FENSTER.COM	LUX	NKA26409 IBLK867	Tony Kart/IAME/Komet	12	45.165	0.615	12	
13	922	Jason Maurice Krajewski	DEU	LAREA GT1 RACING	DEU	NKA15778 KBF39725	Kosmic/IAME/Komet	10	45.165	0.615	9	
14	881	Jacob Trost	DEU	ADAC Hessen-Thüringen e.V. DUTT MOTORSPORT by FENSTER.COM	LUX	NKA41233 IDCK867	Tony Kart/IAME/Komet	10	45.275	0.725	10	
15	815	Moritz Wolber	DEU	ADAC Südbaden e.V. NEES RACING	DEU	NKA16641 BIF17863	Maranello/IAME/Komet	10	45.284	0.734	10	
16	844	Kevin Wagner	DEU	MSC-Langenfeld e. V. im ADAC TB Racing Team	DEU	ITE 11828 KBF38262	KR/IAME/Komet	11	45.368	0.818	11	
17	808	Eric Weiss	DEU	Kartshop Ampfing	DEU	ITE44964 KBF25142	Drago Corse/IAME/Komet	13	45.411	0.861	8	
18	899	Luke Neubauer	DEU	AT Motorsport	DEU	ITE45043 KBF38996	OTK/IAME/Komet	9	45.445	0.895	6	
19	811	Karl Schmiederer	DEU	RS-Motorsport	DEU	ITE39775 KBF40372	CRG/IAME/Komet	9	45.458	0.908	9	
20	818	Matthy Vandebroek	DEU	VDB Kart Racing	DEU	ITE 11491 KBF10478	Tony Kart/IAME/Komet	13	45.465	0.915	11	
21	834	Moritz Schwing	DEU	Team NKS	DEU	ITE 12057 KBF29153	DR/IAME/Komet	13	45.702	1.152	8	
22	918	Leonard Schuttmann	ARE	CRG Deutschland	DEU	ITFK23 051 KBF18122	CRG/IAME/Komet	9	46.001	1.451	8	
23	882	Colin Hahn	DEU	Team Hemkemeyer	DEU	NKA25476 KBF42853	Falcon/IAME/Komet	9	46.266	1.716	8	
24	872	Tobias Burgstahler	DEU	ADAC Württemberg e.V. Stern Motorsport	DEU	NKA38364 KBF38195	KR/IAME/Komet	8	46.324	1.774	6	

Timekeeper
M.Riehmers

Race Director
H.Seidel

These results are provisional until the conclusion of any judicial and technical matters!

Printed: 20.07.2024 / 08:31



INT. ADAC Kartrennen Kerpen

X30 SENIOR

Erftlandring Kerpen 1,110 Km

Free Practice Serie 1

20.07.2024 08:20

Practice (10:00 Time) started at 8:20:10

Lap	Time of Day	Lap Tm	Diff	S1 Tm	S2 Tm	S3 Tm
(822) Elia Weiss						
1	8:24:43.754	52.256	+7.706	16.400	22.550	13.306
2	8:25:31.494	47.740	+3.190	14.070	21.213	12.457
3	8:26:17.311	45.817	+1.267	13.684	20.132	12.001
4	8:27:02.847	45.536	+0.986	13.420	20.221	11.895
5	8:27:48.277	45.430	+0.880	13.234	20.341	11.855
6	8:28:32.959	44.682	+0.132	13.152	19.776	11.754
7	8:29:17.509	44.550		13.127	19.745	11.678
8	8:30:02.145	44.636	+0.086	13.134	19.705	11.797
9	8:30:46.736	44.591	+0.041	13.164	19.730	11.697
(877) Niklas Hirsch						
1	8:24:39.711	53.167	+8.512	17.107	22.745	13.315
2	8:25:27.274	47.563	+2.908	14.457	20.686	12.420
3	8:26:13.045	45.771	+1.116	13.709	20.115	11.947
4	8:26:58.280	45.235	+0.580	13.534	19.842	11.859
5	8:27:43.424	45.144	+0.489	13.362	19.910	11.872
6	8:28:28.257	44.833	+0.178	13.346	19.717	11.770
7	8:29:13.366	45.109	+0.454	13.246	19.764	12.099
8	8:29:58.354	44.988	+0.333	13.393	19.800	11.795
9	8:30:43.009	44.655		13.218	19.697	11.740
(829) Lutz Ohsenbrink						
1	8:24:47.498	53.611	+8.921	17.821	22.745	13.045
2	8:25:37.246	49.748	+5.058	14.810	22.580	12.358
3	8:26:23.199	45.953	+1.263	13.750	20.116	12.087
4	8:27:08.511	45.312	+0.622	13.414	20.014	11.884
5	8:27:53.556	45.045	+0.355	13.432	19.855	11.758
6	8:28:40.715	47.169	+2.469	14.253	21.074	11.832
7	8:29:25.454	44.739	+0.049	13.258	19.741	11.740
8	8:30:10.377	44.923	+0.233	13.366	19.716	11.841
9	8:30:55.067	44.690		13.237	19.671	11.782
(823) Jason Bralic						
1	8:24:25.731	55.860	+11.154	17.469	23.737	14.654
2	8:25:14.529	48.798	+4.092	14.900	21.136	12.762
3	8:26:02.513	47.984	+3.278	15.225	20.582	12.177
4	8:26:48.035	45.522	+0.816	13.529	20.107	11.886
5	8:27:33.192	45.157	+0.451	13.487	19.852	11.818
6	8:28:17.898	44.705		13.221	19.688	11.797
7	8:29:02.832	44.934	+0.228	13.344	19.769	11.821
8	8:29:47.666	44.834	+0.128	13.316	19.750	11.768
9	8:30:32.386	44.720	+0.014	13.226	19.757	11.737
(830) Max Hezel						
1	8:24:43.917	51.112	+6.331	15.598	22.395	13.119
2	8:25:31.019	47.102	+2.321	14.008	20.816	12.278
3	8:26:16.646	45.627	+0.846	13.740	19.901	11.986
4	8:27:01.994	45.348	+0.567	13.531	19.874	11.943
5	8:27:47.185	45.191	+0.410	13.419	19.867	11.905
6	8:28:32.306	45.121	+0.340	13.406	19.858	11.857
7	8:29:17.349	45.043	+0.262	13.302	19.861	11.880
8	8:30:02.494	45.145	+0.364	13.528	19.742	11.875
9	8:30:47.275	44.781		13.224	19.732	11.825
(807) Marlon Vatter						
1	8:24:27.245	51.891	+7.088	16.365	22.873	12.653
2	8:25:14.696	47.451	+2.648	14.134	20.694	12.623
3	8:26:00.930	46.234	+1.431	13.889	20.248	12.097
4	8:26:47.040	46.110	+1.307	13.481	20.070	12.559
5	8:27:32.272	45.232	+0.429	13.464	19.916	11.852
6	8:28:17.568	45.296	+0.493	13.412	20.029	11.855
7	8:29:02.532	44.964	+0.161	13.353	19.824	11.787
8	8:29:48.032	45.500	+0.697	13.533	20.166	11.801
9	8:30:32.835	44.803		13.308	19.799	11.696
(920) Donar Munding						
1	8:24:54.397	54.799	+9.933	18.208	22.989	13.602
2	8:25:42.954	48.557	+3.691	14.762	21.333	12.462
3	8:26:29.381	46.427	+1.561	13.951	20.366	12.110
4	8:27:15.134	45.753	+0.887	13.584	20.154	12.015
5	8:28:00.278	45.144	+0.278	13.370	19.897	11.877
6	8:28:45.289	45.011	+0.145	13.271	19.895	11.845

Lap	Time of Day	Lap Tm	Diff	S1 Tm	S2 Tm	S3 Tm
7	8:29:30.155	44.856		13.279	19.764	11.823
8	8:30:15.025	44.870	+0.004	13.234	19.844	11.792
(854) Daniel Brozovic						
1	8:24:21.426	53.702	+8.749	17.257	23.130	13.315
2	8:25:09.225	47.799	+2.846	14.378	21.064	12.357
3	8:25:56.994	47.769	+2.816	13.796	21.250	12.723
4	8:26:43.158	46.164	+1.211	13.804	20.445	11.915
5	8:27:28.695	45.537	+0.584	13.455	20.080	12.002
6	8:28:14.027	45.332	+0.379	13.383	20.077	11.872
7	8:28:59.274	45.247	+0.294	13.434	20.020	11.793
8	8:29:44.389	45.115	+0.162	13.361	19.887	11.867
9	8:30:29.342	44.953		13.274	19.869	11.810
(835) Jarno Wiese						
1	8:22:01.273	55.853	+10.840	18.256	24.159	13.438
2	8:22:49.243	47.970	+2.957	14.541	20.924	12.505
3	8:23:36.495	47.252	+2.239	13.795	21.222	12.235
4	8:24:24.322	47.827	+2.814	14.081	20.564	13.182
5	8:25:10.195	45.873	+0.860	13.816	20.118	11.939
6	8:25:56.854	46.659	+1.646	13.505	20.419	12.735
7	8:26:42.195	45.341	+0.328	13.421	19.987	11.933
8	8:27:27.384	45.189	+0.176	13.411	19.913	11.865
9	8:28:12.397	45.013		13.349	19.825	11.839
10	8:29:44.833	45.243	+47.423	13.464	19.958	59.014
11	8:30:33.805	48.972	+3.959	16.893	20.200	11.879
(820) Felix Maurer						
1	8:22:03.099	51.887	+6.859	16.488	22.270	13.129
2	8:22:50.857	47.758	+2.730	14.530	20.877	12.351
3	8:23:37.328	46.471	+1.443	13.715	20.164	12.592
4	8:24:25.422	48.094	+3.066	13.782	20.155	14.157
5	8:25:11.289	45.867	+0.839	13.565	20.119	12.183
6	8:25:57.263	45.974	+0.946	13.424	19.954	12.596
7	8:26:42.791	45.528	+0.500	13.627	19.903	11.998
8	8:27:27.868	45.077	+0.049	13.367	19.846	11.864
9	8:28:12.896	45.028		13.294	19.817	11.917
10	8:28:58.284	45.388	+0.360	13.379	20.104	11.905
11	8:29:43.391	45.107	+0.079	13.353	19.899	11.855
12	8:30:28.637	45.246	+0.218	13.330	20.004	11.912
(810) Daniel Guinchard						
1	8:24:47.076	51.033	+5.965	16.355	21.894	12.784
2	8:25:33.580	46.504	+1.436	13.999	20.369	12.136
3	8:26:19.449	45.869	+0.801	13.481	20.218	12.170
4	8:27:04.619	45.170	+0.102	13.335	19.931	11.904
5	8:27:49.877	45.258	+0.190	13.328	19.991	11.939
6	8:28:34.945	45.068		13.333	19.868	11.867
7	8:29:20.014	45.069	+0.001	13.264	19.896	11.909
8	8:30:05.139	45.125	+0.057	13.259	19.977	11.889
9	8:30:50.363	45.224	+0.156	13.331	19.998	11.895
(806) Moritz Fischer						
1	8:22:04.433	51.395	+6.230	16.858	21.892	12.645
2	8:22:51.199	46.766	+1.601	14.135	20.455	12.176
3	8:23:37.435	46.236	+1.071	13.596	20.226	12.414
4	8:24:24.398	46.963	+1.798	13.819	20.172	12.972
5	8:25:09.847	45.449	+0.284	13.430	20.068	11.951
6	8:25:56.276	46.429	+1.264	13.394	20.667	12.368
7	8:26:41.652	45.376	+0.211	13.478	19.969	11.929
8	8:27:26.873	45.221	+0.056	13.495	19.845	11.881
9	8:28:12.131	45.258	+0.093	13.376	19.902	11.980
10	8:28:57.964	45.833	+0.668	13.929	20.061	11.843
11	8:29:43.798	45.834	+0.669	13.967	19.951	11.916
12	8:30:28.963	45.165		13.391	19.905	11.869
(922) Jason Maurice Krajewski						
1	8:23:37.246	53.717	+8.552	18.026	22.857	12.834
2	8:24:25.692	48.446	+3.281	14.560	21.253	12.633
3	8:25:11.954	46.262	+1.097	13.970	20.177	12.115
4	8:25:57.515	45.561	+0.396	13.509	19.955	12.097
5	8:26:43.364	45.849	+0.684	13.715	20.102	12.032
6	8:27:28.858	45.494	+0.329	13.489	20.022	11.983
7	8:28:14.279	45.421	+0.256	13.465	20.018	11.988

Orbits



INT. ADAC Kartrennen Kerpen

X30 SENIOR

Erftlandring Kerpen 1,110 Km

Free Practice Serie 1

20.07.2024 08:20

Practice (10:00 Time) started at 8:20:10

Lap	Time of Day	Lap Tm	Diff	S1 Tm	S2 Tm	S3 Tm
8	8:28:59.739	45.460	+0.295	13.353	20.110	11.997
9	8:29:44.904	45.165		13.319	19.866	11.980
10	8:30:30.640	45.736	+0.571	13.332	19.887	12.517

Lap	Time of Day	Lap Tm	Diff	S1 Tm	S2 Tm	S3 Tm
7	8:29:22.676	45.942	+0.484	13.916	20.028	11.998
8	8:30:08.183	45.507	+0.049	13.636	19.896	11.975
9	8:30:53.641	45.458		13.489	20.037	11.982

(881) Jacob Trost

1	8:23:55.638	54.361	+9.086	17.815	23.268	13.278
2	8:24:45.314	49.676	+4.401	15.678	21.470	12.528
3	8:25:32.113	46.799	+1.524	14.071	20.576	12.152
4	8:26:17.931	45.818	+0.543	13.591	20.191	12.036
5	8:27:03.803	45.872	+0.597	13.585	20.237	12.050
6	8:27:49.566	45.763	+0.488	13.782	20.047	11.934
7	8:28:35.685	46.119	+0.844	14.117	20.150	11.852
8	8:29:21.007	45.322	+0.047	13.396	20.022	11.904
9	8:30:06.336	45.329	+0.054	13.423	20.007	11.899
10	8:30:51.611	45.275		13.389	20.015	11.871

(818) Matthy Vandebroek

1	8:21:16.573	55.215	+9.750	17.648	23.765	13.802
2	8:22:05.385	48.812	+3.347	14.865	21.347	12.600
3	8:22:52.643	47.258	+1.793	14.068	20.819	12.371
4	8:23:38.773	46.130	+0.665	13.804	20.240	12.086
5	8:24:25.959	47.186	+1.721	13.683	20.791	12.712
6	8:25:12.204	46.245	+0.780	13.997	20.095	12.153
7	8:25:57.922	45.718	+0.253	13.606	20.089	12.023
8	8:26:43.733	45.811	+0.346	13.728	20.030	12.053
9	8:27:29.273	45.540	+0.075	13.563	20.027	11.950
10	8:28:14.802	45.529	+0.064	13.535	19.979	12.015
11	8:29:00.267	45.465		13.488	19.988	11.989
12	8:29:45.756	45.489	+0.024	13.499	20.008	11.982
13	8:30:31.344	45.588	+0.123	13.551	20.076	11.961

(815) Moritz Wolber

1	8:23:55.025	54.366	+9.082	18.194	23.007	13.165
2	8:24:44.076	49.051	+3.767	14.789	21.232	13.030
3	8:25:31.413	47.397	+2.053	14.167	20.689	12.481
4	8:26:17.657	46.244	+0.960	13.962	20.266	12.016
5	8:27:03.580	45.923	+0.639	13.604	20.329	11.990
6	8:27:49.167	45.587	+0.303	13.669	20.070	11.848
7	8:28:34.545	45.378	+0.094	13.375	20.077	11.926
8	8:29:19.841	45.296	+0.012	13.437	19.986	11.873
9	8:30:05.407	45.566	+0.282	13.631	20.031	11.904
10	8:30:50.691	45.284		13.445	19.959	11.880

(834) Moritz Schwing

1	8:21:35.048	56.827	+11.125	18.716	24.258	13.853
2	8:22:25.518	50.470	+4.768	15.461	22.076	12.933
3	8:23:13.604	48.086	+2.384	14.524	21.098	12.464
4	8:24:01.233	47.629	+1.927	13.890	21.420	12.319
5	8:24:47.726	46.493	+0.791	13.881	20.492	12.120
6	8:25:34.413	46.687	+0.985	14.266	20.363	12.058
7	8:26:20.567	46.154	+0.452	13.547	20.526	12.081
8	8:27:06.269	45.702		13.513	20.175	12.014
9	8:27:52.513	46.244	+0.542	13.638	20.504	12.102
10	8:28:38.330	45.817	+0.115	13.538	20.201	12.078
11	8:29:24.382	46.052	+0.350	13.583	20.323	12.146
12	8:30:10.314	45.932	+0.230	13.591	20.245	12.096
13	8:30:56.677	46.363	+0.661	13.836	20.381	12.146

(844) Kevin Wagner

1	8:21:10.845	51.925	+6.557	16.759	22.491	12.675
2	8:21:58.694	47.849	+2.481	14.237	21.096	12.516
3	8:22:45.385	46.691	+1.323	13.839	20.586	12.266
4	8:24:50.918	2:05.533	+1:20.165	13.735	20.531	1:31.267
5	8:25:45.142	54.224	+8.856	17.967	23.432	12.825
6	8:26:32.266	47.124	+1.756	14.082	20.835	12.207
7	8:27:18.273	46.007	+0.639	13.598	20.327	12.082
8	8:28:04.032	45.759	+0.391	13.499	20.262	11.998
9	8:28:49.575	45.543	+0.175	13.523	20.116	11.904
10	8:29:35.149	45.574	+0.206	13.457	20.183	11.934
11	8:30:20.517	45.368		13.406	20.071	11.891

(918) Leonard Schutzmann

1	8:24:07.416	1:07.742	+21.741	21.332	29.313	17.097
2	8:25:05.117	57.701	+11.700	17.679	25.090	14.932
3	8:25:56.787	51.670	+5.669	15.726	22.929	13.015
4	8:26:47.199	50.412	+4.411	15.663	21.655	13.094
5	8:27:34.493	47.294	+1.293	14.515	20.566	12.213
6	8:28:21.155	46.662	+0.661	13.863	20.475	12.324
7	8:29:07.670	46.515	+0.514	13.872	20.597	12.046
8	8:29:53.671	46.001		13.624	20.279	12.098
9	8:30:39.881	46.210	+0.209	13.642	20.361	12.207

(808) Eric Wess

1	8:21:34.567	56.910	+11.499	18.986	24.129	13.795
2	8:22:25.377	50.810	+5.399	15.704	22.051	13.055
3	8:23:14.151	48.774	+3.363	15.061	20.963	12.750
4	8:24:01.500	47.349	+1.938	13.767	21.141	12.441
5	8:24:47.829	46.329	+0.918	13.852	20.360	12.117
6	8:25:33.744	45.915	+0.504	13.744	20.028	12.143
7	8:26:19.755	46.011	+0.600	13.545	20.296	12.170
8	8:27:05.166	45.411		13.345	20.110	11.956
9	8:27:51.090	45.924	+0.513	13.524	20.065	12.335
10	8:28:36.932	45.842	+0.431	13.768	20.039	12.035
11	8:29:22.405	45.473	+0.062	13.470	20.050	11.953
12	8:30:08.075	45.670	+0.259	13.526	20.178	11.966
13	8:30:53.978	45.903	+0.492	13.768	20.130	12.005

(882) Colin Hahn

1	8:23:55.778	53.230	+6.964	17.412	22.580	13.238
2	8:24:45.696	49.918	+3.652	16.076	21.430	12.412
3	8:25:32.981	47.285	+1.019	14.000	20.909	12.376
4	8:26:19.683	46.702	+0.436	13.786	20.528	12.388
5	8:27:06.104	46.421	+0.155	13.735	20.501	12.185
6	8:27:52.746	46.642	+0.376	13.906	20.624	12.112
7	8:28:39.032	46.286	+0.020	13.689	20.425	12.172
8	8:29:25.298	46.266		13.665	20.303	12.298
9	8:30:12.220	46.922	+0.656	13.848	20.696	12.378

(899) Luke Neubauer

1	8:24:31.656	52.105	+6.660	17.225	22.271	12.609
2	8:25:18.810	47.164	+1.709	14.178	20.607	12.369
3	8:26:04.786	45.976	+0.531	13.656	20.241	12.079
4	8:26:50.592	45.806	+0.361	13.653	20.190	11.963
5	8:27:36.332	45.740	+0.295	13.478	20.152	12.110
6	8:28:21.777	45.445		13.480	20.004	11.961
7	8:29:07.319	45.542	+0.097	13.420	20.222	11.900
8	8:29:52.939	45.620	+0.175	13.487	20.155	11.978
9	8:30:38.672	45.733	+0.288	13.481	20.231	12.021

(872) Tobias Burgstahler

1	8:24:12.612	55.347	+9.023	18.541	23.480	13.326
2	8:25:42.195	1:29.583	+43.259	14.521	22.629	52.433
3	8:26:32.937	50.742	+4.418	16.789	21.450	12.503
4	8:27:19.512	46.575	+0.251	13.781	20.453	12.341
5	8:28:06.221	46.709	+0.385	13.692	20.547	12.470
6	8:28:52.545	46.324		13.708	20.379	12.237
7	8:29:39.034	46.489	+0.165	13.734	20.529	12.226
8	8:30:25.717	46.683	+0.359	13.743	20.719	12.221

(811) Karl Schmiederer

1	8:24:42.221	52.884	+7.426	16.818	22.839	13.227
2	8:25:30.036	47.815	+2.357	14.373	20.895	12.547
3	8:26:16.398	46.362	+0.904	13.816	20.416	12.130
4	8:27:03.398	47.000	+1.542	14.102	20.835	12.063
5	8:27:50.875	47.477	+2.019	14.355	20.652	12.470
6	8:28:36.734	45.859	+0.401	13.721	20.143	11.995

Orbits





X30 SENIOR

Free Practice Serie 2

Track length: 1.110 Km

Session Started: 8:35:04

Best Lap by: 895 - Phil Colin Streng - 44.532


Rank	#	Driver	Nat	Sponsor Entrant	Nat	License E-License	Make	laps	Best Lap	Diff	In Lap	Penalty
1	895	Phil Colin Streng	DEU	ADAC Württemberg e.V. Ebert Motorsport	DEU	ITE42785 EL38528	LN/IAME/Komet	10	44.532		9	
2	812	Rocco Curcio	DEU	ADAC Württemberg e.V. AT-Motorsport	DEU	ITE29607 KBF38996	Exprit/IAME/Komet	9	44.724	0.192	9	
3	809	Luis Esser	DEU	RMW Motorsport	DEU	ITE 11661 KBF39010	OTK/IAME/Komet	8	44.798	0.266	5	
4	836	Max Ohsenbrink	DEU	KSL Racing Team	DEU	ITE18670 KBF1304585	Alonso/IAME/Komet	9	44.822	0.290	7	
5	876	Cemil Bayyati	DEU	Dörr Motorsport	DEU	ITG15366 BIF38420	KR/IAME/Komet	11	44.854	0.322	8	
6	904	Tobias Feeser	DEU	Sonja Feeser	DEU	ITE13863 BEK1198789	KR/IAME/Komet	8	44.875	0.343	5	
7	891	Luka Koullen	NLD	PCH Racing	DEU	NKA50483 BIF39956	KR/IAME/Komet	11	44.878	0.346	11	
8	816	Elias Schorneck	DEU	VDB Kart Racing	DEU	ITE40538 KBF10478	Tony Kart/IAME/Komet	11	44.906	0.374	6	
9	887	Torben Gröndahl	DEU	MSC Groß Dölln e.V. im ADAC CV Performance Group	DEU	ITC-C14120 BIF38321	KR/IAME/Komet	11	44.907	0.375	7	
10	919	Zino Fahlke	DEU	Larea GT1 Racing	DEU	ITE 16367 KBF39725	Kosmic/IAME/Komet	11	44.950	0.418	11	
11	898	Hawk Baylaan White	GBR	AT Motorsport	DEU	ITE40903 BIC38996	Exprit/IAME/Komet	11	44.983	0.451	8	
12	884	Davin Singer	DEU	ADAC Südbaden e.V. CV Performance Group	DEU	ITE 23384 BIF38321	KR/IAME/Komet	8	45.041	0.509	5	
13	853	Devin Leon Ucar	DEU	ADAC Pfalz e.V. PCH Racing	DEU	ITF40418 KBF39956	Tony Kart /IAME/Komet	12	45.046	0.514	5	
14	923	Mehmet Efe Aybar	DEU	RMW Motorsport	DEU	NKA41197 BIF39010	OTK/IAME/Komet	11	45.117	0.585	7	
15	821	Manuel Wagner	DEU	RS-Motorsport	DEU	ITE 39259 KBF40372	CRG/IAME/Komet	8	45.137	0.605	5	
16	833	Jannik Remmert	DEU	VDB Kart Racing	DEU	ITE19994 KBF10478	Tony Kart/IAME/Komet	11	45.141	0.609	8	
17	817	Maximilian Engelstädter	DEU	Dörr Motorsport	DEU	NKA40565 BIF38420	KR/IAME/Komet	11	45.148	0.616	10	
18	845	Jan Waibel	DEU	ADAC Mittelrhein e.V. VDB Kart Racing	DEU	NKA12495 KBF10478	Tony Kart/IAME/Komet	11	45.171	0.639	11	
19	855	Matti Klasen	DEU	DSK e.V. Ja zum Motorsport RMW Motorsport	DEU	ITE13782 BIC39010	Tony Kart/IAME/Komet	11	45.196	0.664	11	
20	824	Noel Honguero	DEU	VDB Kart Racing	DEU	NKA39248 KBF10478	Tony Kart/IAME/Komet	10	45.477	0.945	9	
21	921	Janec Mike Gabrich	DEU	ADAC Berlin-Brandenburg e.V. LAREA GT1 RACING	DEU	NKA38939 KBF39725	Kosmic/IAME /Komet	8	45.513	0.981	5	
22	888	Louis Schütze	DEU	RF Racing	DEU	ITE 17941 KBF41358	KR/IAME/Komet	10	45.607	1.075	7	
23	814	Nina Aptsiauri	GEO	CRG Deutschland	DEU	ITF230054 KBF18122	CRG/IAME/Komet	10	46.887	2.355	8	
24	843	Luis Simon	DEU	PCH Racing	DEU	NKA36581 KBF39956	LN/IAME/Komet	0			0	

Timekeeper
M.Riehmers

Race Director
H.Seidel

These results are provisional until the conclusion of any judicial and technical matters!

Printed: 20.07.2024 / 08:45



INT. ADAC Kartrennen Kerpen

X30 SENIOR

Erftlandring Kerpen 1,110 Km

Free Practice Serie 2

20.07.2024 08:35

Practice (10:00 Time) started at 8:35:04

Lap	Time of Day	Lap Tm	Diff	S1 Tm	S2 Tm	S3 Tm
(895) Phil Colin Strenge						
1	8:36:07.235	50.609	+6.077	16.228	21.589	12.792
2	8:39:21.563	3:14.328	+2:29.796	14.244	22.064	2:38.020
3	8:40:14.476	52.913	+8.381	16.736	23.316	12.861
4	8:41:04.313	49.837	+5.305	14.830	21.857	13.150
5	8:41:50.245	45.932	+1.400	13.679	20.280	11.973
6	8:42:35.214	44.969	+0.437	13.382	19.811	11.776
7	8:43:20.137	44.923	+0.391	13.333	19.923	11.667
8	8:44:04.909	44.772	+0.240	13.239	19.834	11.699
9	8:44:49.441	44.532		13.216	19.661	11.655
10	8:45:33.988	44.547	+0.015	13.143	19.777	11.627

Lap	Time of Day	Lap Tm	Diff	S1 Tm	S2 Tm	S3 Tm
(812) Rocco Curcio						
1	8:39:06.182	51.917	+7.193	16.942	22.330	12.645
2	8:39:52.653	46.471	+1.747	14.061	20.394	12.016
3	8:40:38.180	45.527	+0.803	13.635	19.958	11.934
4	8:41:23.201	45.021	+0.297	13.381	19.805	11.835
5	8:42:08.149	44.948	+0.224	13.290	19.851	11.807
6	8:42:52.986	44.837	+0.113	13.341	19.788	11.708
7	8:43:37.809	44.823	+0.099	13.258	19.750	11.815
8	8:44:22.554	44.745	+0.021	13.291	19.755	11.699
9	8:45:07.278	44.724		13.278	19.725	11.721

Lap	Time of Day	Lap Tm	Diff	S1 Tm	S2 Tm	S3 Tm
(809) Luis Esser						
1	8:39:11.193	51.642	+6.844	17.284	21.929	12.429
2	8:39:57.632	46.439	+1.641	14.263	20.282	11.894
3	8:40:42.869	45.237	+0.439	13.438	19.924	11.875
4	8:41:27.734	44.865	+0.067	13.295	19.793	11.777
5	8:42:12.532	44.798		13.241	19.785	11.772
6	8:42:57.404	44.872	+0.074	13.233	19.847	11.792
7	8:43:42.210	44.806	+0.008	13.261	19.761	11.794
8	8:44:27.028	44.818	+0.020	13.307	19.768	11.743

Lap	Time of Day	Lap Tm	Diff	S1 Tm	S2 Tm	S3 Tm
(836) Max Ohsenbrink						
1	8:39:21.046	51.517	+6.695	16.659	22.311	12.547
2	8:40:07.446	46.400	+1.578	13.834	20.464	12.102
3	8:40:52.773	45.327	+0.505	13.544	19.923	11.860
4	8:41:37.858	45.085	+0.263	13.380	19.856	11.849
5	8:42:23.303	45.445	+0.623	13.534	20.060	11.851
6	8:43:08.346	45.043	+0.221	13.354	19.909	11.780
7	8:43:53.168	44.822		13.307	19.717	11.798
8	8:44:38.049	44.881	+0.059	13.270	19.843	11.768
9	8:45:23.069	45.020	+0.198	13.298	19.870	11.852

Lap	Time of Day	Lap Tm	Diff	S1 Tm	S2 Tm	S3 Tm
(876) Cemil Bayyati						
1	8:37:57.489	54.493	+9.639	18.626	22.848	13.019
2	8:38:44.477	46.988	+2.134	14.140	20.643	12.205
3	8:39:29.992	45.515	+0.661	13.556	20.046	11.913
4	8:40:15.298	45.306	+0.452	13.497	19.942	11.867
5	8:41:00.323	45.026	+0.171	13.362	19.828	11.835
6	8:41:45.294	44.971	+0.117	13.351	19.801	11.819
7	8:42:30.196	44.902	+0.048	13.341	19.739	11.822
8	8:43:15.050	44.854		13.306	19.691	11.857
9	8:43:59.955	44.905	+0.051	13.339	19.745	11.821
10	8:44:45.525	45.570	+0.716	13.314	20.367	11.889
11	8:45:30.502	44.977	+0.123	13.327	19.818	11.832

Lap	Time of Day	Lap Tm	Diff	S1 Tm	S2 Tm	S3 Tm
(904) Tobias Feeser						
1	8:40:26.698	54.331	+9.456	17.109	23.881	13.341
2	8:41:13.958	47.260	+2.385	14.186	20.839	12.235
3	8:41:59.629	45.671	+0.796	13.474	20.222	11.975
4	8:42:44.976	45.347	+0.472	13.380	20.094	11.873
5	8:43:29.851	44.875		13.327	19.872	11.766
6	8:44:14.779	44.928	+0.053	13.228	19.895	11.805
7	8:44:59.688	44.909	+0.034	13.180	19.891	11.838
8	8:45:44.619	44.931	+0.056	13.245	19.931	11.765

Lap	Time of Day	Lap Tm	Diff	S1 Tm	S2 Tm	S3 Tm
(891) Luka Koullon						
1	8:37:53.266	49.967	+5.089	15.876	21.376	12.715
2	8:38:39.564	46.298	+1.420	13.862	20.307	12.129
3	8:39:25.346	45.782	+0.904	13.540	20.242	12.000
4	8:40:10.780	45.434	+0.556	13.461	20.048	11.925
5	8:40:56.106	45.326	+0.448	13.395	20.077	11.854

Lap	Time of Day	Lap Tm	Diff	S1 Tm	S2 Tm	S3 Tm
6	8:41:41.268	45.162	+0.284	13.363	19.937	11.862
7	8:42:26.299	45.031	+0.153	13.364	19.829	11.838
8	8:43:11.446	45.147	+0.269	13.258	19.894	11.995
9	8:43:56.614	45.168	+0.290	13.344	19.839	11.985
10	8:44:41.591	44.977	+0.099	13.289	19.885	11.803
11	8:45:26.469	44.878		13.210	19.867	11.801

Lap	Time of Day	Lap Tm	Diff	S1 Tm	S2 Tm	S3 Tm
(816) Elias Schorneck						
1	8:37:33.501	53.541	+8.635	17.142	23.148	13.251
2	8:38:21.782	48.281	+3.375	14.393	21.187	12.701
3	8:39:08.750	46.968	+2.062	14.265	20.527	12.176
4	8:39:54.109	45.359	+0.453	13.467	19.967	11.925
5	8:40:39.418	45.309	+0.403	13.361	20.025	11.923
6	8:41:24.324	44.906		13.298	19.765	11.843
7	8:42:09.331	45.007	+0.101	13.268	19.888	11.851
8	8:42:54.475	45.144	+0.238	13.282	20.032	11.830
9	8:43:39.408	44.933	+0.027	13.254	19.841	11.838
10	8:44:24.349	44.941	+0.035	13.283	19.812	11.846
11	8:45:09.358	45.009	+0.103	13.278	19.873	11.858

Lap	Time of Day	Lap Tm	Diff	S1 Tm	S2 Tm	S3 Tm
(887) Torben Gröndahl						
1	8:38:05.885	52.489	+7.582	17.395	22.193	12.901
2	8:38:52.840	46.955	+2.048	14.183	20.597	12.175
3	8:39:38.544	45.704	+0.797	13.519	20.209	11.976
4	8:40:24.642	46.098	+1.191	13.914	20.199	11.985
5	8:41:10.213	45.571	+0.664	13.552	19.959	12.060
6	8:41:55.415	45.202	+0.295	13.353	19.868	11.981
7	8:42:40.322	44.907		13.267	19.784	11.856
8	8:43:25.308	44.986	+0.079	13.261	19.839	11.886
9	8:44:10.241	44.933	+0.026	13.281	19.752	11.900
10	8:44:55.457	45.216	+0.309	13.291	19.969	11.956
11	8:45:40.479	45.022	+0.115	13.312	19.849	11.861

Lap	Time of Day	Lap Tm	Diff	S1 Tm	S2 Tm	S3 Tm
(919) Zino Fahlke						
1	8:36:07.709	50.531	+5.581	16.028	21.561	12.942
2	8:36:55.864	48.155	+3.205	15.174	20.663	12.318
3	8:38:59.051	2:03.187	+1:18.237	13.712	20.831	1:28.644
4	8:39:48.191	49.140	+4.190	15.628	20.924	12.588
5	8:40:33.699	45.508	+0.558	13.484	20.142	11.882
6	8:41:18.804	45.105	+0.155	13.373	19.883	11.849
7	8:42:03.964	45.160	+0.210	13.330	19.965	11.865
8	8:42:49.037	45.073	+0.123	13.307	19.980	11.786
9	8:43:34.198	45.161	+0.211	13.293	19.802	12.066
10	8:44:21.043	46.845	+1.895	13.704	21.220	11.921
11	8:45:05.993	44.950		13.261	19.895	11.794

Lap	Time of Day	Lap Tm	Diff	S1 Tm	S2 Tm	S3 Tm
(898) Hawk Baylaan White						
1	8:38:13.275	52.787	+7.804	16.883	22.972	12.932
2	8:39:00.172	46.897	+1.914	14.051	20.567	12.279
3	8:39:46.262	46.090	+1.107	13.830	20.183	12.077
4	8:40:31.397	45.135	+0.152	13.369	19.850	11.916
5	8:41:16.802	45.405	+0.422	13.365	20.183	11.857
6	8:42:02.141	45.339	+0.356	13.371	20.028	11.940
7	8:42:47.197	45.056	+0.073	13.328	19.861	11.867
8						

INT. ADAC Kartrennen Kerpen

X30 SENIOR

Erftlandring Kerpen 1,110 Km

Free Practice Serie 2

20.07.2024 08:35

Practice (10:00 Time) started at 8:35:04

Lap	Time of Day	Lap Tm	Diff	S1 Tm	S2 Tm	S3 Tm
5	8:40:16.989	45.046		13.285	19.897	11.864
6	8:41:02.338	45.349	+0.303	13.262	20.243	11.844
7	8:41:47.476	45.138	+0.092	13.328	19.926	11.884
8	8:42:32.526	45.050	+0.004	13.282	19.935	11.833
9	8:43:17.748	45.222	+0.176	13.356	19.995	11.871
10	8:44:02.816	45.068	+0.022	13.249	19.918	11.901
11	8:44:48.121	45.305	+0.259	13.315	20.053	11.937
12	8:45:33.546	45.425	+0.379	13.391	19.931	12.103

Lap	Time of Day	Lap Tm	Diff	S1 Tm	S2 Tm	S3 Tm
3	8:39:37.109	45.745	+0.549	13.556	20.167	12.022
4	8:40:25.084	47.975	+2.779	15.056	20.871	12.048
5	8:41:10.595	45.511	+0.315	13.441	20.016	12.054
6	8:41:56.213	45.618	+0.422	13.603	20.001	12.014
7	8:42:41.688	45.475	+0.279	13.413	20.083	11.979
8	8:43:27.102	45.414	+0.218	13.409	20.053	11.952
9	8:44:13.111	46.009	+0.813	13.373	20.546	12.090
10	8:44:58.375	45.264	+0.068	13.415	19.932	11.917
11	8:45:43.571	45.196		13.307	19.955	11.934

(923) Mehmet Efe Aybar

1	8:37:37.270	52.641	+7.524	17.030	22.500	13.111
2	8:38:24.695	47.425	+2.308	14.333	20.768	12.324
3	8:39:11.315	46.620	+1.503	13.665	20.619	12.336
4	8:39:57.897	46.582	+1.465	14.453	20.128	12.001
5	8:40:44.014	46.117	+1.000	13.389	19.944	12.784
6	8:41:30.350	46.336	+1.219	13.637	20.486	12.213
7	8:42:15.467	45.117		13.300	19.917	11.900
8	8:43:00.800	45.333	+0.216	13.294	20.070	11.969
9	8:43:46.383	45.583	+0.466	13.565	20.043	11.975
10	8:44:31.797	45.414	+0.297	13.425	20.037	11.952
11	8:45:17.158	45.361	+0.244	13.348	20.016	11.997

(824) Noel Hongoero

1	8:38:11.344	53.111	+7.634	17.342	22.651	13.118
2	8:38:58.883	47.539	+2.062	14.283	20.821	12.435
3	8:39:45.152	46.269	+0.792	13.760	20.407	12.102
4	8:40:31.073	45.921	+0.444	13.638	20.224	12.059
5	8:41:17.101	46.028	+0.551	13.581	20.398	12.049
6	8:42:02.769	45.668	+0.191	13.573	20.101	11.994
7	8:42:48.298	45.529	+0.052	13.452	20.076	12.001
8	8:43:33.898	45.600	+0.123	13.465	20.103	12.032
9	8:44:19.375	45.477		13.453	20.084	11.940
10	8:45:04.990	45.615	+0.138	13.466	20.133	12.016

(821) Manuel Wagner

1	8:40:03.666	53.259	+8.132	18.372	22.082	12.815
2	8:40:49.793	46.127	+0.990	13.819	20.351	11.957
3	8:41:35.807	46.014	+0.877	13.566	20.494	11.954
4	8:42:21.050	45.243	+0.106	13.412	19.999	11.832
5	8:43:06.187	45.137		13.358	19.898	11.881
6	8:43:51.398	45.211	+0.074	13.394	19.985	11.832
7	8:44:36.542	45.144	+0.007	13.326	19.923	11.895
8	8:45:21.853	45.311	+0.174	13.376	19.943	11.992

(921) Janec Mike Gabrich

1	8:36:07.029	50.790	+5.277	16.069	22.009	12.712
2	8:36:54.208	47.179	+1.666	14.279	20.634	12.266
3	8:37:40.367	46.159	+0.646	13.772	20.264	12.123
4	8:38:26.425	46.058	+0.545	13.622	20.311	12.125
5	8:39:11.938	45.513		13.569	20.028	11.916
6	8:39:58.238	46.300	+0.787	13.992	20.269	12.039
7	8:40:43.863	45.625	+0.112	13.530	20.089	12.006
8	8:41:29.384	45.521	+0.008	13.460	20.087	11.974

(833) Jannik Remmert

1	8:38:10.244	53.440	+8.299	17.945	22.551	12.944
2	8:38:56.894	46.650	+1.509	14.116	20.414	12.120
3	8:39:42.801	45.907	+0.766	13.648	20.191	12.068
4	8:40:28.476	45.675	+0.534	13.572	20.124	11.979
5	8:41:14.027	45.551	+0.410	13.442	19.937	12.172
6	8:41:59.771	45.744	+0.603	13.551	20.188	12.005
7	8:42:45.138	45.367	+0.226	13.517	19.988	11.862
8	8:43:30.279	45.141		13.430	19.924	11.787
9	8:44:15.465	45.186	+0.045	13.352	19.937	11.897
10	8:45:00.700	45.235	+0.094	13.416	19.950	11.869
11	8:45:45.957	45.257	+0.116	13.390	19.934	11.933

(888) Louis Schütze

1	8:38:10.919	53.381	+7.774	17.430	22.659	13.292
2	8:38:58.287	47.368	+1.761	14.321	20.687	12.360
3	8:39:44.648	46.361	+0.754	13.819	20.439	12.103
4	8:40:30.752	46.104	+0.497	13.687	20.361	12.056
5	8:41:16.648	45.896	+0.289	13.642	20.203	12.051
6	8:42:02.564	45.916	+0.309	13.744	20.252	11.920
7	8:42:48.171	45.607		13.476	20.108	12.023
8	8:43:34.097	45.926	+0.319	13.741	20.110	12.075
9	8:44:19.803	45.706	+0.099	13.562	20.104	12.040
10	8:45:05.543	45.740	+0.133	13.484	20.225	12.031

(817) Maximilian Engelstädter

1	8:38:02.423	55.547	+10.399	17.910	24.272	13.365
2	8:38:50.435	48.012	+2.864	14.533	21.172	12.307
3	8:39:37.037	46.602	+1.454	13.888	20.467	12.247
4	8:40:24.346	47.309	+2.161	14.366	20.752	12.191
5	8:41:10.481	46.135	+0.987	13.497	20.445	12.193
6	8:41:56.579	46.098	+0.950	13.965	20.214	11.919
7	8:42:41.885	45.306	+0.158	13.333	20.087	11.886
8	8:43:27.380	45.495	+0.347	13.473	20.072	11.950
9	8:44:12.893	45.513	+0.365	13.323	20.152	12.038
10	8:44:58.041	45.148		13.350	19.964	11.834
11	8:45:43.216	45.175	+0.027	13.326	19.994	11.855

(814) Nina Aptsiauri

1	8:38:17.926	58.824	+11.937	19.193	24.901	14.730
2	8:39:10.954	53.028	+6.141	15.642	23.309	14.077
3	8:40:01.053	50.099	+3.212	15.393	21.565	13.141
4	8:40:48.990	47.937	+1.050	13.906	21.022	13.009
5	8:41:37.342	48.352	+1.465	14.122	21.609	12.621
6	8:42:24.923	47.581	+0.694	13.965	21.090	12.526
7	8:43:12.043	47.120	+0.233	13.787	20.762	12.571
8	8:43:58.930	46.887		13.749	20.638	12.500
9	8:44:46.223	47.293	+0.406	13.834	20.987	12.472
10	8:45:33.320	47.097	+0.210	13.713	20.891	12.493

(845) Jan Waibel

1	8:37:29.410	52.428	+7.257	16.825	22.446	13.157
2	8:38:17.665	48.255	+3.084	14.196	20.702	13.357
3	8:39:04.096	46.431	+1.260	13.824	20.538	12.069
4	8:39:49.610	45.514	+0.343	13.479	20.010	12.025
5	8:40:34.959	45.349	+0.178	13.376	20.093	11.880
6	8:41:20.355	45.396	+0.225	13.398	20.116	11.882
7	8:42:05.609	45.254	+0.083	13.340	20.024	11.890
8	8:42:50.866	45.257	+0.086	13.353	20.005	11.899
9	8:43:36.258	45.392	+0.221	13.393	20.052	11.947
10	8:44:21.573	45.315	+0.144	13.321	20.089	11.905
11	8:45:06.744	45.171		13.330	20.004	11.837

(855) Matti Klasen

1	8:38:04.012	1:05.136	+19.940	26.674	25.518	12.944
2	8:38:51.364	47.352	+2.156	14.368	20.782	12.202





X30 SENIOR

Qualifying Practice Serie 1

Track length: 1.110 Km
Session Started: 10:37:00
Best Lap by: 822 - Elia Weiss - 44,348

Rank	#	Driver	Nat	Sponsor Entrant	Nat	License E-License	Make	laps	Best Lap	Diff	In Lap	Penalty
1	822	Elia Weiss	DEU	DSK e.V. Ja zum Motorsport SIM-ON	DEU	ITG38504 KBF39246	Kosmic/IAME/Komet	8	44.348		7	
2	823	Jason Bralic	NLD	SIM-ON	DEU	ITG46957 KBF39246	Kosmic/IAME/Komet	8	44.548	0.200	6	
3	877	Niklas Hirsch	DEU	MSC-Langenfeld e. V. im ADAC SIM-ON	DEU	ITF39320 KBF39246	Kosmic/IAME/Komet	8	44.585	0.237	7	
4	830	Max Hezel	DEU	ADAC Hessen-Thüringen e.V. CV Performance Group	DEU	ITF38265 BIF38321	KR/IAME/Komet	8	44.770	0.422	8	
5	810	Daniel Guinchard	GBR	SFR Motorsport	GBR	ITC-C292117 IBL368379	KR/IAME/Komet	7	44.889	0.541	6	
6	829	Lutz Ohsenbrink	DEU	KSL Racing Team	DEU	ITE40759 KBF1304585	Alonso/IAME/Komet	7	44.927	0.579	6	
7	807	Marlon Vatter	DEU	AT Motorsport	DEU	ITF38543 KBF38543	Exprit/IAME/Komet	8	45.022	0.674	6	
8	815	Moritz Wolber	DEU	ADAC Südbaden e.V. NEES RACING	DEU	NKA16641 BIF17863	Maranello/IAME/Komet	8	45.074	0.726	6	
9	854	Daniel Brozovic	DEU	Valier Motorsport	DEU	ITE 42036 KBF39300	Energy/IAME/Komet	8	45.090	0.742	6	
10	881	Jacob Trost	DEU	ADAC Hessen-Thüringen e.V. DUTT MOTORSPORT by FENSTER.COM	LUX	NKA41233 IDCK867	Tony Kart/IAME/Komet	8	45.121	0.773	7	
11	820	Felix Maurer	DEU	DUTT MOTORSPORT by FENSTER.COM	LUX	NKA41244 IBLK867	Tony Kart/IAME/Komet	8	45.124	0.776	8	
12	806	Moritz Fischer	DEU	ADAC Pfalz e.V. DUTT MOTORSP. by FENSTER.COM	LUX	NKA26409 IBLK867	Tony Kart/IAME/Komet	8	45.138	0.790	7	
13	808	Eric Weiss	DEU	Kartshop Ampfing	DEU	ITE44964 KBF25142	Drago Corse/IAME/Komet	8	45.172	0.824	8	
14	835	Jarno Wiese	DEU	VDB Kart Racing	DEU	ITE 40767 KBF10478	OTK/IAME/Komet	8	45.188	0.840	7	
15	920	Donar Munding	LIE	Stern Motorsport	DEU	ITC-C12345 BIC38195	KR/IAME/Komet	3	45.191	0.843	3	
16	922	Jason Maurice Krajewski	DEU	LAREA GT1 RACING	DEU	NKA15778 KBF39725	Kosmic/IAME/Komet	7	45.268	0.920	4	
17	844	Kevin Wagner	DEU	MSC-Langenfeld e. V. im ADAC TB Racing Team	DEU	ITE 11828 KBF38262	KR/IAME/Komet	7	45.381	1.033	5	
18	834	Moritz Schwing	DEU	Team NKS	DEU	ITE 12057 KBF29153	DR/IAME/Komet	8	45.545	1.197	4	
19	899	Luke Neubauer	DEU	AT Motorsport	DEU	ITE45043 KBF38996	OTK/IAME/Komet	8	45.551	1.203	5	
20	818	Matthy Vandebroek	DEU	VDB Kart Racing	DEU	ITE 11491 KBF10478	Tony Kart/IAME/Komet	7	45.610	1.262	7	
21	811	Karl Schmiederer	DEU	RS-Motorsport	DEU	ITE39775 KBF40372	CRG/IAME/Komet	8	45.628	1.280	7	
22	882	Colin Hahn	DEU	Team Hemkemeyer	DEU	NKA25476 KBF42853	Falcon/IAME/Komet	8	45.799	1.451	5	
23	872	Tobias Burgstahler	DEU	ADAC Württemberg e.V. Stern Motorsport	DEU	NKA38364 KBF38195	KR/IAME/Komet	8	45.804	1.456	6	
24	918	Leonard Schutzmann	ARE	CRG Deutschland	DEU	ITFK23 051 KBF18122	CRG/IAME/Komet	8	46.072	1.724	6	

Timekeeper
M.Riehmers

Race Director
H.Seidel

These results are provisional until the conclusion of any judicial and technical matters!

Printed: 20.07.2024 / 11:00



INT. ADAC Kartrennen Kerpen

X30 SENIOR

Erftlandring Kerpen 1,110 Km

Qualifying Practice Serie 1

20.07.2024 10:36

Qualifying (6:00 Time) started at 10:37:00

Lap	Time of Day	Lap Tm	Diff	S1 Tm	S2 Tm	S3 Tm
(822) Elia Weiss						
1	10:37:58.300	48.968	+4.620	15.338	21.365	12.265
2	10:38:44.079	45.779	+1.431	13.695	20.186	11.898
3	10:39:28.961	44.882	+0.534	13.340	19.751	11.791
4	10:40:13.510	44.549	+0.201	13.166	19.722	11.661
5	10:40:58.009	44.499	+0.151	13.123	19.687	11.689
6	10:41:42.521	44.512	+0.164	13.083	19.724	11.705
7	10:42:26.869	44.348		13.038	19.612	11.698
8	10:43:11.404	44.535	+0.187	13.093	19.735	11.707

Lap	Time of Day	Lap Tm	Diff	S1 Tm	S2 Tm	S3 Tm
(823) Jason Bralic						
1	10:37:59.963	49.555	+5.007	15.586	21.577	12.392
2	10:38:46.576	46.623	+2.075	13.604	20.908	12.111
3	10:39:31.487	44.911	+0.363	13.293	19.814	11.804
4	10:40:16.139	44.652	+0.104	13.109	19.766	11.777
5	10:41:00.793	44.654	+0.106	13.175	19.749	11.730
6	10:41:45.341	44.548		13.108	19.748	11.692
7	10:42:29.900	44.569	+0.011	13.069	19.802	11.688
8	10:43:14.535	44.635	+0.087	13.127	19.841	11.667

Lap	Time of Day	Lap Tm	Diff	S1 Tm	S2 Tm	S3 Tm
(877) Niklas Hirsch						
1	10:37:59.329	49.628	+5.043	15.762	21.428	12.438
2	10:38:44.995	45.666	+1.081	13.676	20.144	11.846
3	10:39:30.013	45.018	+0.433	13.387	19.841	11.790
4	10:40:14.711	44.698	+0.113	13.202	19.732	11.764
5	10:40:59.330	44.619	+0.034	13.220	19.714	11.685
6	10:41:44.027	44.697	+0.112	13.215	19.742	11.740
7	10:42:28.612	44.585		13.161	19.673	11.751
8	10:43:13.246	44.634	+0.049	13.214	19.703	11.717

Lap	Time of Day	Lap Tm	Diff	S1 Tm	S2 Tm	S3 Tm
(830) Max Hezel						
1	10:37:59.476	48.720	+3.950	15.372	21.069	12.279
2	10:38:45.210	45.735	+0.965	13.758	20.100	11.877
3	10:39:30.224	45.014	+0.244	13.390	19.802	11.822
4	10:40:15.081	44.857	+0.087	13.334	19.741	11.782
5	10:41:00.013	44.932	+0.162	13.246	19.920	11.766
6	10:41:44.817	44.804	+0.034	13.236	19.789	11.779
7	10:42:29.602	44.785	+0.015	13.213	19.793	11.779
8	10:43:14.372	44.770		13.208	19.724	11.838

Lap	Time of Day	Lap Tm	Diff	S1 Tm	S2 Tm	S3 Tm
(810) Daniel Guinchard						
1	10:38:29.852	49.389	+4.500	15.696	21.401	12.292
2	10:39:15.693	45.841	+0.952	13.531	20.278	12.032
3	10:40:00.762	45.069	+0.180	13.281	19.910	11.878
4	10:40:46.086	45.324	+0.435	13.254	20.019	12.051
5	10:41:31.051	44.965	+0.076	13.190	19.822	11.953
6	10:42:15.940	44.889		13.221	19.840	11.828
7	10:43:01.596	45.656	+0.767	13.291	20.475	11.890

Lap	Time of Day	Lap Tm	Diff	S1 Tm	S2 Tm	S3 Tm
(829) Lutz Ohsenbrink						
1	10:38:28.300	49.222	+4.295	15.848	21.160	12.214
2	10:39:14.442	46.142	+1.215	13.639	20.297	12.206
3	10:39:59.436	44.994	+0.067	13.422	19.802	11.770
4	10:40:44.814	45.378	+0.451	13.316	20.059	12.003
5	10:41:30.486	45.672	+0.745	13.678	20.123	11.871
6	10:42:15.413	44.927		13.257	19.864	11.806
7	10:43:01.021	45.608	+0.681	13.186	20.383	12.039

Lap	Time of Day	Lap Tm	Diff	S1 Tm	S2 Tm	S3 Tm
(807) Marlon Vatter						
1	10:38:02.251	49.228	+4.206	15.176	21.462	12.590
2	10:38:48.889	46.638	+1.616	13.761	20.940	11.937
3	10:39:34.210	45.321	+0.299	13.478	20.024	11.819
4	10:40:20.371	46.161	+1.139	13.340	20.252	12.569
5	10:41:05.472	45.101	+0.079	13.336	20.023	11.742
6	10:41:50.494	45.022		13.270	19.883	11.869
7	10:42:36.243	45.749	+0.727	13.430	20.040	12.279
8	10:43:21.300	45.057	+0.035	13.344	19.891	11.822

Lap	Time of Day	Lap Tm	Diff	S1 Tm	S2 Tm	S3 Tm
(815) Moritz Wolber						
1	10:38:23.635	50.368	+5.294	16.504	21.577	12.287
2	10:39:09.692	46.057	+0.983	13.765	20.318	11.974
3	10:39:55.174	45.482	+0.408	13.482	20.099	11.901
4	10:40:40.580	45.406	+0.332	13.465	20.076	11.865

Lap	Time of Day	Lap Tm	Diff	S1 Tm	S2 Tm	S3 Tm
5	10:41:25.864	45.284	+0.210	13.429	19.995	11.860
6	10:42:10.938	45.074		13.362	19.882	11.830
7	10:42:56.079	45.141	+0.067	13.303	19.983	11.855
8	10:43:41.171	45.092	+0.018	13.345	19.938	11.809

Lap	Time of Day	Lap Tm	Diff	S1 Tm	S2 Tm	S3 Tm
(854) Daniel Brozovic						
1	10:38:01.668	49.397	+4.307	15.319	21.488	12.590
2	10:38:47.850	46.182	+1.092	13.828	20.380	11.974
3	10:39:33.351	45.501	+0.411	13.597	19.983	11.921
4	10:40:18.763	45.412	+0.322	13.453	20.155	11.804
5	10:41:03.995	45.232	+0.142	13.357	19.997	11.878
6	10:41:49.085	45.090		13.288	19.976	11.826
7	10:42:34.240	45.155	+0.065	13.328	20.019	11.808
8	10:43:19.345	45.105	+0.015	13.273	19.942	11.890

Lap	Time of Day	Lap Tm	Diff	S1 Tm	S2 Tm	S3 Tm
(881) Jacob Trost						
1	10:38:01.481	49.648	+4.527	15.401	21.694	12.553
2	10:38:47.595	46.114	+0.993	13.659	20.292	12.163
3	10:39:33.152	45.557	+0.436	13.486	20.100	11.971
4	10:40:19.470	46.318	+1.197	14.155	20.233	11.930
5	10:41:05.088	45.618	+0.497	13.413	20.356	11.849
6	10:41:50.358	45.270	+0.149	13.379	20.015	11.876
7	10:42:35.479	45.121		13.338	20.021	11.762
8	10:43:20.605	45.126	+0.005	13.343	19.972	11.811

Lap	Time of Day	Lap Tm	Diff	S1 Tm	S2 Tm	S3 Tm
(820) Felix Maurer						
1	10:38:18.856	49.161	+4.037	15.368	21.520	12.273
2	10:39:04.442	45.586	+0.462	13.510	20.055	12.021
3	10:39:49.884	45.442	+0.318	13.435	20.044	11.963
4	10:40:35.075	45.191	+0.067	13.255	20.025	11.911
5	10:41:22.538	47.463	+2.339	13.356	21.293	12.814
6	10:42:07.991	45.463	+0.329	13.373	20.090	11.990
7	10:42:53.204	45.213	+0.089	13.292	19.986	11.935
8	10:43:38.328	45.124		13.317	19.964	11.843

Lap	Time of Day	Lap Tm	Diff	S1 Tm	S2 Tm	S3 Tm
(806) Moritz Fischer						
1	10:38:27.288	49.541	+4.403	15.721	21.453	12.367
2	10:39:13.608	46.320	+1.182	13.744	20.551	12.025
3	10:39:58.947	45.339	+0.201	13.432	20.001	11.906
4	10:40:44.665	45.718	+0.580	13.512	20.265	11.941
5	10:41:29.844	45.179	+0.041	13.384	19.961	11.834
6	10:42:15.095	45.251	+0.113	13.366	20.013	11.872
7	10:43:00.233	45.138		13.326	19.940	11.872
8	10:43:45.465	45.232	+0.094	13.361	20.002	11.869

Lap	Time of Day	Lap Tm	Diff	S1 Tm	S2 Tm	S3 Tm
(808) Eric Wess						
1	10:38:01.890	49.257	+4.085	15.130	21.469	12.658
2	10:38:48.098	46.208	+1.036	13.741	20.350	12.117
3	10:39:33.519	45.421	+0.249	13.516	20.045	11.860
4	10:40:18.955	45.436	+0.264	13.478	20.096	11.862
5	10:41:04.241	45.286	+0.114	13.323	19.982	11.981
6	10:41:49.530	45.289	+0.117	13.278	20.028	11.983
7	10:42:34.728	45.198	+0.026	13.306	19.939	11.953
8	10:43:19.900	45.172		13.309	19.959	11.904

INT. ADAC Kartrennen Kerpen

X30 SENIOR

Erftlandring Kerpen 1,110 Km

Qualifying Practice Serie 1

20.07.2024 10:36

Qualifying (6:00 Time) started at 10:37:00

Lap	Time of Day	Lap Tm	Diff	S1 Tm	S2 Tm	S3 Tm
4	10:40:45.451	45.268		13.923	20.044	11.901
5	10:41:31.174	45.723	+0.455	13.403	20.049	12.271
6	10:42:16.748	45.574	+0.306	13.481	20.134	11.959
7	10:43:02.269	45.521	+0.253	13.338	20.070	12.113

[844] Kevin Wagner

1	10:38:26.842	50.917	+5.536	16.949	21.545	12.423
2	10:39:13.107	46.265	+0.884	13.810	20.355	12.100
3	10:39:58.767	45.660	+0.279	13.517	20.180	11.963
4	10:40:44.286	45.519	+0.138	13.513	20.114	11.892
5	10:41:29.667	45.381		13.422	20.090	11.869
6	10:42:15.663	45.996	+0.615	13.685	20.345	11.966
7	10:43:02.075	46.412	+1.031	13.379	20.861	12.172

[834] Moritz Schwing

1	10:38:06.191	50.407	+4.862	15.679	21.999	12.729
2	10:38:53.024	46.893	+1.288	14.009	20.651	12.173
3	10:39:38.886	45.862	+0.317	13.622	20.229	12.011
4	10:40:24.431	45.545		13.493	20.041	12.011
5	10:41:10.299	45.868	+0.323	13.534	20.200	12.134
6	10:41:56.026	45.727	+0.182	13.472	20.194	12.061
7	10:42:41.867	45.841	+0.296	13.535	20.260	12.046
8	10:43:27.846	45.979	+0.434	13.598	20.274	12.107

[899] Luke Neubauer

1	10:38:09.763	49.951	+4.400	16.056	21.565	12.330
2	10:38:56.130	46.367	+0.816	13.820	20.415	12.132
3	10:39:41.927	45.797	+0.246	13.539	20.178	12.080
4	10:40:27.870	45.943	+0.392	13.820	20.120	12.003
5	10:41:13.421	45.551		13.446	20.163	11.942
6	10:41:58.982	45.551	+0.010	13.463	20.139	11.959
7	10:42:44.729	45.747	+0.196	13.447	20.227	12.073
8	10:43:30.302	45.573	+0.022	13.416	20.112	12.045

[818] Matthy Vandebroek

1	10:38:31.709	50.531	+4.921	15.792	22.003	12.736
2	10:39:18.666	46.957	+1.347	14.049	20.656	12.252
3	10:40:05.151	46.485	+0.875	14.023	20.355	12.107
4	10:40:51.522	46.371	+0.761	13.670	20.637	12.064
5	10:41:37.683	46.161	+0.551	13.693	20.407	12.061
6	10:42:23.597	45.914	+0.304	13.587	20.268	12.059
7	10:43:09.207	45.610		13.622	20.092	11.996

[811] Karl Schmiederer

1	10:38:11.058	50.452	+4.824	15.948	21.624	12.880
2	10:38:57.437	46.379	+0.751	13.933	20.167	12.279
3	10:39:43.375	45.938	+0.310	13.759	20.140	12.039
4	10:40:29.564	46.189	+0.561	13.622	20.252	12.315
5	10:41:16.776	47.212	+1.584	14.083	21.031	12.098
6	10:42:02.418	45.642	+0.014	13.544	20.138	11.960
7	10:42:48.046	45.628		13.570	20.083	11.975
8	10:43:34.057	46.011	+0.383	13.629	20.175	12.307

[882] Colin Hahn

1	10:38:06.441	51.372	+5.573	16.321	22.296	12.755
2	10:38:53.416	46.975	+1.176	14.050	20.498	12.427
3	10:39:39.528	46.112	+0.313	13.729	20.303	12.080
4	10:40:25.420	45.892	+0.093	13.661	20.260	11.971
5	10:41:11.219	45.799		13.579	20.207	12.013
6	10:41:57.074	45.855	+0.056	13.590	20.223	12.042
7	10:42:43.121	46.047	+0.248	13.578	20.302	12.167
8	10:43:29.425	46.304	+0.505	13.593	20.425	12.286

[872] Tobias Burgstahler

1	10:38:09.505	50.200	+4.396	15.745	21.803	12.652
2	10:38:56.835	47.330	+1.526	13.803	20.944	12.583
3	10:39:43.132	46.297	+0.493	13.754	20.326	12.217
4	10:40:29.344	46.212	+0.408	13.694	20.323	12.195
5	10:41:15.552	46.208	+0.404	13.940	20.181	12.087
6	10:42:01.356	45.804		13.504	20.255	12.045
7	10:42:47.513	46.157	+0.353	13.457	20.300	12.400
8	10:43:33.807	46.294	+0.490	13.516	20.471	12.307

[918] Leonard Schutzmann

[918] Leonard Schutzmann						
--------------------------	--	--	--	--	--	--

Lap	Time of Day	Lap Tm	Diff	S1 Tm	S2 Tm	S3 Tm
1	10:38:08.822	50.100	+4.028	15.757	21.790	12.553
2	10:38:55.707	46.885	+0.813	14.035	20.489	12.361
3	10:39:41.836	46.129	+0.057	13.694	20.310	12.125
4	10:40:28.428	46.592	+0.520	14.148	20.386	12.058
5	10:41:14.847	46.419	+0.347	13.725	20.448	12.246
6	10:42:00.919	46.072		13.630	20.318	12.124
7	10:42:47.571	46.652	+0.580	13.652	20.471	12.529
8	10:43:33.974	46.403	+0.331	13.750	20.245	12.408



X30 SENIOR

Qualifying Practice Serie 1 Rev 2

Track length: 1.110 Km
Session Started: 10:37:00
Best Lap by: 822 - Elia Weiss - 44,348

Rank	#	Driver	Nat	Sponsor Entrant	Nat	License E-License	Make	laps	Best Lap	Diff	In Lap	Penalty
1	822	Elia Weiss	DEU	DSK e.V. Ja zum Motorsport SIM-ON	DEU	ITG38504 KBF39246	Kosmic/IAME/Komet	8	44.348		7	
2	823	Jason Bralic	NLD	SIM-ON	DEU	ITG46957 KBF39246	Kosmic/IAME/Komet	8	44.548	0.200	6	
3	877	Niklas Hirsch	DEU	MSC-Langefeld e. V. im ADAC SIM-ON	DEU	ITF39320 KBF39246	Kosmic/IAME/Komet	8	44.585	0.237	7	
4	830	Max Hezel	DEU	ADAC Hessen-Thüringen e.V. CV Performance Group	DEU	ITF38265 BIF38321	KR/IAME/Komet	8	44.770	0.422	8	
5	810	Daniel Guinchard	GBR	SFR Motorsport	GBR	ITC-C292117 IBL368379	KR/IAME/Komet	7	44.889	0.541	6	
6	829	Lutz Ohsenbrink	DEU	KSL Racing Team	DEU	ITE40759 KBF1304585	Alonso/IAME/Komet	7	44.927	0.579	6	
7	807	Marlon Vatter	DEU	AT Motorsport	DEU	ITF38543 KBF38543	Exprit/IAME/Komet	8	45.022	0.674	6	
8	815	Moritz Wolber	DEU	ADAC Südbaden e.V. NEES RACING	DEU	NKA16641 BIF17863	Maranello/IAME/Komet	8	45.074	0.726	6	
9	854	Daniel Brozovic	DEU	Valier Motorsport	DEU	ITE 42036 KBF39300	Energy/IAME/Komet	8	45.090	0.742	6	
10	881	Jacob Trost	DEU	ADAC Hessen-Thüringen e.V. DUTT MOTORSPORT by FENSTER.COM	LUX	NKA41233 IDCK867	Tony Kart/IAME/Komet	8	45.121	0.773	7	
11	820	Felix Maurer	DEU	DUTT MOTORSPORT by FENSTER.COM	LUX	NKA41244 IBLK867	Tony Kart/IAME/Komet	8	45.124	0.776	8	
12	806	Moritz Fischer	DEU	ADAC Pfalz e.V. DUTT MOTORSP. by FENSTER.COM	LUX	NKA26409 IBLK867	Tony Kart/IAME/Komet	8	45.138	0.790	7	
13	808	Eric Wess	DEU	Kartshop Ampfing	DEU	ITE44964 KBF25142	Drago Corse/IAME/Komet	8	45.172	0.824	8	
14	835	Jarno Wiese	DEU	VDB Kart Racing	DEU	ITE 40767 KBF10478	OTK/IAME/Komet	8	45.188	0.840	7	
15	920	Donar Munding	LIE	Stern Motorsport	DEU	ITC-C12345 BIC38195	KR/IAME/Komet	3	45.191	0.843	3	
16	922	Jason Maurice Krajewski	DEU	LAREA GT1 RACING	DEU	NKA15778 KBF39725	Kosmic/IAME/Komet	7	45.268	0.920	4	
17	844	Kevin Wagner	DEU	MSC-Langefeld e. V. im ADAC TB Racing Team	DEU	ITE 11828 KBF38262	KR/IAME/Komet	7	45.381	1.033	5	
18	834	Moritz Schwing	DEU	Team NKS	DEU	ITE 12057 KBF29153	DR/IAME/Komet	8	45.545	1.197	4	
19	899	Luke Neubauer	DEU	AT Motorsport	DEU	ITE45043 KBF38996	OTK/IAME/Komet	8	45.551	1.203	5	
20	818	Matthy Vandebroek	DEU	VDB Kart Racing	DEU	ITE 11491 KBF10478	Tony Kart/IAME/Komet	7	45.610	1.262	7	
21	811	Karl Schmiederer	DEU	RS-Motorsport	DEU	ITE39775 KBF40372	CRG/IAME/Komet	8	45.628	1.280	7	
22	882	Colin Hahn	DEU	Team Hemkemeyer	DEU	NKA25476 KBF42853	Falcon/IAME/Komet	8	45.799	1.451	5	
23	872	Tobias Burgstahler	DEU	ADAC Württemberg e.V. Stern Motorsport	DEU	NKA38364 KBF38195	KR/IAME/Komet	8	45.804	1.456	6	
24	918	Leonard Schutzmann	ARE	CRG Deutschland	DEU	ITFK23 051 KBF18122	CRG/IAME/Komet	8	46.072	1.724	6	

Timekeeper
M.Riehmers

Race Director
H.Seidel





X30 SENIOR

Qualifying Practice Serie 2

Track length: 1.110 Km
Session Started: 10:47:59
Best Lap by: 895 - Phil Colin Streng - 44.598


Rank	#	Driver	Nat	Sponsor Entrant	Nat	License E-License	Make	laps	Best Lap	Diff	In Lap	Penalty
1	895	Phil Colin Streng	DEU	ADAC Württemberg e.V. Ebert Motorsport	DEU	ITE42785 EL38528	LN/IAME/Komet	8	44.598		7	
2	812	Rocco Curcio	DEU	ADAC Württemberg e.V. AT-Motorsport	DEU	ITE29607 KBF38996	Exprit/IAME/Komet	8	44.794	0.196	7	
3	891	Luka Koullan	NLD	PCH Racing	DEU	NKA50483 BIF39956	KR/IAME/Komet	6	44.809	0.211	5	
4	887	Torben Gröndahl	DEU	MSC Groß Döln e.V. im ADAC CV Performance Group	DEU	ITC-C14120 BIF38321	KR/IAME/Komet	8	44.822	0.224	8	
5	876	Cemil Bayyati	DEU	Dörr Motorsport	DEU	ITG15366 BIF38420	KR/IAME/Komet	7	44.833	0.235	7	
6	816	Elias Schorneck	DEU	VDB Kart Racing	DEU	ITE40538 KBF10478	Tony Kart/IAME/Komet	8	44.915	0.317	6	
7	884	Davin Singer	DEU	ADAC Südbaden e.V. CV Performance Group	DEU	ITE 23384 BIF38321	KR/IAME/Komet	8	44.923	0.325	4	
8	809	Luis Esser	DEU	RMW Motorsport	DEU	ITE 11661 KBF39010	OTK/IAME/Komet	8	44.943	0.345	4	
9	904	Tobias Feeser	DEU	Sonja Feeser	DEU	ITE13863 BEK1198789	KR/IAME/Komet	8	44.999	0.401	7	
10	853	Devin Leon Ucar	DEU	ADAC Pfalz e.V. PCH Racing	DEU	ITF40418 KBF39956	Tony Kart /IAME/Komet	8	45.056	0.458	6	
11	919	Zino Fahlke	DEU	Larea GT1 Racing	DEU	ITE 16367 KBF39725	Kosmic/IAME/Komet	7	45.077	0.479	6	
12	836	Max Ohsenbrink	DEU	KSL Racing Team	DEU	ITE18670 KBF1304585	Alonso/IAME/Komet	7	45.083	0.485	6	
13	923	Mehmet Efe Aybar	DEU	RMW Motorsport	DEU	NKA41197 BIF39010	OTK/IAME/Komet	8	45.084	0.486	7	
14	821	Manuel Wagner	DEU	RS-Motorsport	DEU	ITE 39259 KBF40372	CRG/IAME/Komet	8	45.117	0.519	5	
15	845	Jan Waibel	DEU	ADAC Mittelrhein e.V. VDB Kart Racing	DEU	NKA12495 KBF10478	Tony Kart/IAME/Komet	8	45.128	0.530	6	
16	817	Maximilian Engelstädter	DEU	Dörr Motorsport	DEU	NKA40565 BIF38420	KR/IAME/Komet	8	45.132	0.534	6	
17	833	Jannik Remmert	DEU	VDB Kart Racing	DEU	ITE19994 KBF10478	Tony Kart/IAME/Komet	8	45.137	0.539	7	
18	898	Hawk Baylaan White	GBR	AT Motorsport	DEU	ITE40903 BIC38996	Exprit/IAME/Komet	8	45.148	0.550	5	
19	855	Matti Klases	DEU	DSK e.V. Ja zum Motorsport RMW Motorsport	DEU	ITE13782 BIC39010	Tony Kart/IAME/Komet	8	45.251	0.653	4	
20	921	Janec Mike Gabrich	DEU	ADAC Berlin-Brandenburg e.V. LAREA GT1 RACING	DEU	NKA38939 KBF39725	Kosmic/IAME /Komet	8	45.342	0.744	8	
21	888	Louis Schütze	DEU	RF Racing	DEU	ITE 17941 KBF41358	KR/IAME/Komet	8	45.384	0.786	5	
22	824	Noel Honguero	DEU	VDB Kart Racing	DEU	NKA39248 KBF10478	Tony Kart/IAME/Komet	8	45.485	0.887	7	
23	843	Luis Simon	DEU	PCH Racing	DEU	NKA36581 KBF39956	LN/IAME/Komet	8	45.623	1.025	8	
24	814	Nina Aptsiauri	GEO	CRG Deutschland	DEU	ITF230054 KBF18122	CRG/IAME/Komet	7	46.567	1.969	5	+ 5 pos

Announcements

814 + 5 pos. front fairing

Timekeeper
M.Riehmers

Race Director
H.Seidel



INT. ADAC Kartrennen Kerpen

X30 SENIOR

Erftlandring Kerpen 1,110 Km

Qualifying Practice Serie 2

20.07.2024 10:47

Qualifying (6:00 Time) started at 10:47:59

Lap	Time of Day	Lap Tm	Diff	S1 Tm	S2 Tm	S3 Tm
(895) Phil Colin Strenge						
1	10:48:57.672	49.721	+5.123	15.681	21.468	12.572
2	10:49:43.849	46.177	+1.579	13.805	20.395	11.977
3	10:50:28.913	45.064	+0.466	13.343	19.945	11.776
4	10:51:13.774	44.861	+0.263	13.243	19.836	11.782
5	10:51:58.815	45.041	+0.443	13.232	19.849	11.960
6	10:52:43.514	44.699	+0.101	13.189	19.813	11.697
7	10:53:28.112	44.598		13.266	19.655	11.677
8	10:54:12.714	44.602	+0.004	13.153	19.747	11.702
(812) Rocco Curcio						
1	10:48:57.899	49.594	+4.800	15.586	21.405	12.603
2	10:49:44.048	46.149	+1.355	13.776	20.320	12.053
3	10:50:29.397	45.349	+0.555	13.460	20.090	11.799
4	10:51:14.356	44.959	+0.165	13.317	19.833	11.809
5	10:51:59.421	45.065	+0.271	13.307	19.834	11.924
6	10:52:44.549	45.128	+0.334	13.450	19.822	11.856
7	10:53:29.343	44.794		13.269	19.778	11.747
8	10:54:14.146	44.803	+0.009	13.223	19.818	11.762
(891) Luka Koullon						
1	10:48:59.472	49.292	+4.483	15.611	21.433	12.248
2	10:49:45.147	45.675	+0.866	13.606	20.132	11.937
3	10:50:30.343	45.196	+0.387	13.398	19.951	11.847
4	10:51:15.431	45.088	+0.279	13.374	19.884	11.830
5	10:52:00.240	44.809		13.230	19.813	11.766
6	10:52:46.167	45.927	+1.118	13.237	20.331	12.359
(887) Torben Gröndahl						
1	10:48:58.773	48.819	+3.997	15.411	21.106	12.302
2	10:49:44.652	45.879	+1.067	13.707	20.088	12.084
3	10:50:30.017	45.365	+0.543	13.562	19.916	11.887
4	10:51:15.039	45.022	+0.200	13.308	19.827	11.887
5	10:51:59.977	44.938	+0.116	13.306	19.794	11.838
6	10:52:45.980	46.003	+1.181	13.275	20.444	12.284
7	10:53:30.980	45.000	+0.178	13.292	19.816	11.892
8	10:54:15.802	44.822		13.184	19.789	11.849
(876) Cemil Bayyati						
1	10:49:39.078	49.496	+4.663	15.719	21.509	12.268
2	10:50:25.096	46.018	+1.185	13.585	20.049	12.384
3	10:51:10.216	45.120	+0.287	13.356	19.837	11.927
4	10:51:55.087	44.871	+0.038	13.323	19.728	11.820
5	10:52:39.943	44.856	+0.023	13.267	19.795	11.804
6	10:53:24.830	44.887	+0.054	13.288	19.796	11.803
7	10:54:09.663	44.833		13.274	19.786	11.773
(816) Elias Schorneck						
1	10:49:12.343	55.710	+10.795	20.198	22.561	12.951
2	10:49:58.829	46.486	+1.571	13.939	20.533	12.014
3	10:50:44.342	45.513	+0.598	13.510	20.056	11.947
4	10:51:29.383	45.041	+0.126	13.284	19.908	11.849
5	10:52:14.525	45.142	+0.227	13.233	19.902	12.007
6	10:52:59.440	44.915		13.232	19.836	11.847
7	10:53:44.609	45.169	+0.254	13.306	19.975	11.888
8	10:54:29.748	45.139	+0.224	13.284	19.965	11.890
(884) Davin Singer						
1	10:49:00.914	49.644	+4.721	15.369	21.445	12.830
2	10:49:47.144	46.230	+1.307	13.789	20.404	12.037
3	10:50:32.500	45.356	+0.433	13.426	19.966	11.964
4	10:51:17.423	44.923		13.269	19.799	11.855
5	10:52:02.440	45.017	+0.094	13.280	19.871	11.866
6	10:52:47.494	45.054	+0.131	13.347	19.869	11.838
7	10:53:33.734	46.240	+1.317	13.537	20.741	11.962
8	10:54:19.055	45.321	+0.398	13.365	20.067	11.889
(809) Luis Esser						
1	10:49:19.756	51.192	+6.249	15.670	23.188	12.334
2	10:50:06.582	46.826	+1.883	14.660	20.299	11.867
3	10:50:51.748	45.166	+0.223	13.347	19.966	11.853
4	10:51:36.691	44.943		13.249	19.875	11.819
5	10:52:21.806	45.115	+0.172	13.352	19.986	11.777

Lap	Time of Day	Lap Tm	Diff	S1 Tm	S2 Tm	S3 Tm
6	10:53:07.013	45.207	+0.264	13.328	20.029	11.850
7	10:53:52.112	45.099	+0.156	13.306	19.956	11.837
8	10:54:37.222	45.110	+0.167	13.374	19.909	11.827
(904) Tobias Feeser						
1	10:49:17.251	53.322	+8.323	17.753	22.640	12.929
2	10:50:03.714	46.463	+1.464	13.819	20.483	12.161
3	10:50:49.061	45.347	+0.348	13.348	20.065	11.934
4	10:51:34.138	45.077	+0.078	13.283	19.928	11.866
5	10:52:19.170	45.032	+0.033	13.249	19.966	11.817
6	10:53:04.222	45.052	+0.053	13.235	19.956	11.861
7	10:53:49.221	44.999		13.229	19.937	11.833
8	10:54:34.264	45.043	+0.044	13.233	19.983	11.827
(853) Devin Leon Ucar						
1	10:49:01.398	49.152	+4.096	15.267	21.631	12.254
2	10:49:47.305	45.907	+0.851	13.676	20.250	11.981
3	10:50:32.771	45.466	+0.410	13.520	20.052	11.894
4	10:51:17.965	45.194	+0.138	13.331	19.939	11.924
5	10:52:03.029	45.064	+0.008	13.270	19.904	11.890
6	10:52:48.085	45.056		13.255	19.902	11.899
7	10:53:33.894	45.809	+0.753	13.261	20.499	12.049
8	10:54:19.290	45.396	+0.340	13.382	20.027	11.987
(919) Zino Fahlke						
1	10:49:09.940	49.562	+4.485	15.825	21.437	12.300
2	10:49:55.689	45.749	+0.672	13.635	20.164	11.950
3	10:50:41.235	45.546	+0.469	13.447	20.128	11.971
4	10:51:27.091	45.856	+0.779	13.357	20.577	11.922
5	10:52:12.182	45.091	+0.014	13.273	19.962	11.856
6	10:52:57.259	45.077		13.236	19.971	11.870
7	10:53:42.552	45.293	+0.216	13.398	20.003	11.892
(836) Max Ohsenbrink						
1	10:49:02.143	49.359	+4.276	15.371	21.635	12.353
2	10:49:48.330	46.187	+1.104	13.641	20.531	12.015
3	10:50:33.758	45.428	+0.345	13.475	20.011	11.942
4	10:51:19.196	45.438	+0.355	13.333	20.203	11.902
5	10:52:04.305	45.109	+0.026	13.309	19.952	11.848
6	10:52:49.388	45.083		13.295	19.944	11.844
7	10:53:34.550	45.162	+0.079	13.281	20.004	11.877
(923) Mehmet Efe Aybar						
1	10:49:00.680	51.387	+6.303	16.399	22.257	12.731
2	10:49:47.985	47.305	+2.221	14.185	20.854	12.266
3	10:50:33.535	45.550	+0.466	13.528	20.049	11.973
4	10:51:20.360	46.825	+1.741	13.323	21.019	12.483
5	10:52:06.225	45.865	+0.781	13.286	20.491	12.088
6	10:52:51.370	45.145	+0.061	13.291	19.913	11.941
7	10:53:36.454	45.084		13.152	19.933	11.999
8	10:54:21.874	45.420	+0.336	13.323	19.958	12.139
(821) Manuel Wagner						
1	10:49:00.052	49.325	+4.208	15.402	21.430	12.493
2	10:49:45.979	45.927	+0.810	13.695	20.322	11.910
3	10:50:31.322	45.343	+0.226	13.484	20.014	11.845
4	10:51:16.521	45.199	+0.082	13.408	19.949	11.842
5	10:52:01.638	45.117		13.331	19.931	11.855
6	10:52:46.768	45.130	+0.013	13.334	19.914	11.882
7	10:53:34.420	47.652	+2.535	13.949	21.311	12.392
8	10:54:21.150	46.730	+1.613	13.440	20.761	12.529
(845) Jan Waibel						
1	10:49:02.527	49.345	+4.217	15.570	21.466	12.309
2	10:49:49.488	46.961	+1.833	13.650	21.259	12.052
3	10:50:35.131	45.643	+0.515	13.561	20.169	11.913
4	10:51:20.523	45.392	+0.264	13.445	20.011	11.936
5	10:52:05.824	45.301	+0.173	13.333	20.101	11.867
6	10:52:50.952	45.123		13.307	19.977	11.844
7	10:53:36.292	45.340	+0.212	13.308	20.082	11.950
8	10:54:21.803	45.511	+0.383	13.284	20.055	12.172
(817) Maximilian Engelstädter						
1	10:49:18.612	52.726	+7.594	16.398	23.282	13.046

INT. ADAC Kartrennen Kerpen

X30 SENIOR

Erftlandring Kerpen 1,110 Km

Qualifying Practice Serie 2

20.07.2024 10:47

Qualifying (6:00 Time) started at 10:47:59

Lap	Time of Day	Lap Tm	Diff	S1 Tm	S2 Tm	S3 Tm	Lap	Time of Day	Lap Tm	Diff	S1 Tm	S2 Tm	S3 Tm
2	10:50:05.795	47.183	+2.051	14.098	20.996	12.089	6	10:52:57.124	45.789	+0.166	13.475	20.295	12.019
3	10:50:51.162	46.367	+0.235	13.367	20.112	11.888	7	10:53:43.096	45.972	+0.349	13.642	20.242	12.088
4	10:51:36.431	46.269	+0.137	13.407	19.860	12.002	8	10:54:28.719	45.623		13.404	20.103	12.116
5	10:52:22.993	46.562	+1.430	13.432	21.155	11.975	(814) Nina Aptsiauri						
6	10:53:08.125	45.132		13.290	20.028	11.814	1	10:49:36.462	52.607	+6.040	16.525	22.745	13.337
7	10:53:53.813	46.688	+0.556	13.466	20.302	11.920	2	10:50:25.358	48.896	+2.329	14.568	21.323	13.005
8	10:54:38.994	45.181	+0.049	13.362	19.936	11.883	3	10:51:12.606	47.248	+0.681	13.955	20.886	12.407
(833) Jannik Remmert							4	10:51:59.315	46.709	+0.142	13.688	20.598	12.423
1	10:49:02.702	48.965	+3.828	15.381	21.204	12.380	5	10:52:45.882	46.567		13.777	20.521	12.269
2	10:49:49.097	46.395	+1.258	13.651	20.803	11.941	6	10:53:34.401	48.519	+1.952	14.747	21.313	12.459
3	10:50:34.505	45.408	+0.271	13.452	20.055	11.901	7	10:54:21.168	46.767	+0.200	13.869	20.676	12.222
4	10:51:19.765	45.260	+0.123	13.411	20.010	11.839							
5	10:52:05.400	45.635	+0.498	13.305	20.050	12.280							
6	10:52:50.630	45.230	+0.093	13.284	20.006	11.940							
7	10:53:35.767	45.137		13.277	20.001	11.859							
8	10:54:21.558	45.791	+0.654	13.359	20.070	12.362							
(898) Hawk Baylaan White													
1	10:48:58.226	49.413	+4.265	15.624	21.489	12.300							
2	10:49:44.407	46.181	+1.033	13.747	20.327	12.107							
3	10:50:29.887	45.480	+0.332	13.477	20.131	11.872							
4	10:51:16.040	46.153	+1.005	14.022	20.168	11.963							
5	10:52:01.188	45.148		13.268	19.941	11.939							
6	10:52:46.540	45.352	+0.204	13.282	19.929	12.141							
7	10:53:32.160	45.620	+0.472	13.586	20.093	11.941							
8	10:54:17.360	45.200	+0.052	13.306	19.950	11.944							
(855) Matti Klasen													
1	10:49:01.870	50.252	+5.001	15.615	22.208	12.429							
2	10:49:48.748	46.878	+1.627	13.666	21.066	12.146							
3	10:50:34.256	45.508	+0.257	13.485	20.087	11.936							
4	10:51:19.507	45.251		13.298	20.012	11.941							
5	10:52:04.793	45.286	+0.035	13.365	19.947	11.974							
6	10:52:50.120	45.327	+0.076	13.276	20.038	12.013							
7	10:53:35.553	45.433	+0.182	13.369	20.029	12.035							
8	10:54:21.326	45.773	+0.522	13.378	20.119	12.276							
(921) Janec Mike Gabrich													
1	10:49:09.135	50.075	+4.733	15.996	21.763	12.316							
2	10:49:55.324	46.189	+0.847	13.878	20.196	12.115							
3	10:50:42.549	47.225	+1.883	13.601	21.058	12.566							
4	10:51:28.241	45.692	+0.350	13.534	20.157	12.001							
5	10:52:13.943	45.702	+0.360	13.365	20.304	12.033							
6	10:52:59.347	45.404	+0.062	13.434	20.019	11.951							
7	10:53:44.912	45.565	+0.223	13.562	20.065	11.938							
8	10:54:30.254	45.342		13.444	19.942	11.956							
(888) Louis Schütze													
1	10:49:18.023	51.253	+5.869	16.021	22.361	12.871							
2	10:50:04.858	46.835	+1.451	14.105	20.557	12.173							
3	10:50:50.733	45.875	+0.491	13.565	20.302	12.008							
4	10:51:36.200	45.467	+0.083	13.415	20.095	11.957							
5	10:52:21.584	45.384		13.362	20.048	11.974							
6	10:53:07.599	46.015	+0.631	13.368	20.633	12.014							
7	10:53:53.203	45.604	+0.220	13.452	20.103	12.049							
8	10:54:38.654	45.451	+0.067	13.459	20.028	11.964							
(824) Noel Hanguero													
1	10:49:03.631	49.316	+3.831	15.466	21.397	12.453							
2	10:49:49.969	46.338	+0.853	13.695	20.448	12.195							
3	10:50:35.858	45.889	+0.404	13.595	20.230	12.064							
4	10:51:21.572	45.714	+0.229	13.500	20.230	11.984							
5	10:52:07.235	45.663	+0.178	13.445	20.163	12.055							
6	10:52:52.824	45.589	+0.104	13.462	20.092	12.035							
7	10:53:38.309	45.435		13.391	20.090	12.004							
8	10:54:23.959	45.650	+0.165	13.448	20.156	12.046							
(843) Luis Simon													
1	10:49:06.837	51.705	+6.082	16.285	22.359	13.061							
2	10:49:53.857	47.020	+1.397	14.111	20.688	12.221							
3	10:50:39.856	45.999	+0.376	13.666	20.172	12.161							
4	10:51:25.529	45.673	+0.050	13.528	20.083	12.062							
5	10:52:11.335	45.806	+0.183	13.468	20.201	12.137							

DKM Round 4

X30 Senioren


Kerpen

Total Result Qualifying Fast Group / Slow Group

Pos.	No.	Firstname	Lastname	NAT	Entrant	NAT	Make	Sponsor	Best Time	Pos	
										Gr.	Heat Gr.
1	822	Elia	Weiss	DEU	SIM-ON	DEU	Kosmic/IAME/Komet	DSK e.V. Ja zum Motorsport	44,348	1	A
2	895	Phil Colin	Streng	DEU	Ebert Motorsport	DEU	LN/IAME/Komet	ADAC Württemberg e.V.	44,598	1	B
3	823	Jason	Bralic	NLD	SIM-ON	DEU	Kosmic/IAME/Komet		44,548	2	C
4	812	Rocco	Curcio	DEU	AT-Motorsport	DEU	Exprit/IAME/Komet	ADAC Württemberg e.V.	44,794	2	A
5	877	Niklas	Hirsch	DEU	SIM-ON	DEU	Kosmic/IAME/Komet	MSC-Langenfeld e. V. im ADA	44,585	3	B
6	891	Luka	Koullen	NLD	PCH Racing	DEU	KR/IAME/Komet		44,809	3	C
7	830	Max	Hezel	DEU	CV Performance Group	DEU	KR/IAME/Komet	ADAC Hessen-Thüringen e.V.	44,770	4	A
8	887	Torben	Gröndahl	DEU	CV Performance Group	DEU	KR/IAME/Komet	MSC Groß Döln e.V. im ADAC	44,822	4	B
9	810	Daniel	Guinchard	GBR	SFR Motorsport	GBR	KR/IAME/Komet		44,889	5	C
10	876	Cemil	Bayyati	DEU	Dörr Motorsport	DEU	KR/IAME/Komet		44,833	5	A
11	829	Lutz	Ohnsenbrink	DEU	KSL Racing Team	DEU	Alonso/IAME/Komet		44,927	6	B
12	816	Elias	Schorneck	DEU	VDB Kart Racing	DEU	Tony Kart/IAME/Komet		44,915	6	C
13	807	Marlon	Vatter	DEU	AT Motorsport	DEU	Exprit/IAME/Komet		45,022	7	A
14	884	Davin	Singer	DEU	CV Performance Group	DEU	KR/IAME/Komet	ADAC Südbaden e.V.	44,923	7	B
15	815	Moritz	Wolber	DEU	NEES RACING	DEU	Maranello/IAME/Komet	ADAC Südbaden e.V.	45,074	8	C
16	809	Luis	Esser	DEU	RMW Motorsport	DEU	OTK/IAME/Komet		44,943	8	A
17	854	Daniel	Brozovic	DEU	Valier Motorsport	DEU	Energy/IAME/Komet		45,090	9	B
18	904	Tobias	Feeser	DEU	Sonja Feeser	DEU	KR/IAME/Komet		44,999	9	C
19	881	Jacob	Trost	DEU	DUTT MOTORSPORT by FENSTER.COM	LUX	Tony Kart/IAME/Komet	ADAC Hessen-Thüringen e.V.	45,121	10	A
20	853	Devin Leon	Ucar	DEU	PCH Racing	DEU	Tony Kart /IAME/Komet	ADAC Pfalz e.V.	45,056	10	B
21	820	Felix	Maurer	DEU	DUTT MOTORSPORT by FENSTER.com	LUX	Tony Kart/IAME/Komet		45,124	11	C
22	919	Zino	Fahlke	DEU	Larea GT1 Racing	DEU	Kosmic/IAME/Komet		45,077	11	A
23	806	Moritz	Fischer	DEU	DUTT MOTORSP. by FENSTER.COM	LUX	Tony Kart/IAME/Komet	ADAC Pfalz e.V.	45,138	12	B
24	836	Max	Ohnsenbrink	DEU	KSL Racing Team	DEU	Alonso/IAME/Komet		45,083	12	C
25	808	Eric	Wess	DEU	Kartshop Ampfing	DEU	Drago Corse/IAME/Komet		45,172	13	A
26	923	Mehmet Efe	Aybar	DEU	RMW Motorsport	DEU	OTK/IAME/Komet		45,084	13	B
27	835	Jarno	Wiese	DEU	VDB Kart Racing	DEU	OTK/IAME/Komet		45,188	14	C
28	821	Manuel	Wagner	DEU	RS-Motorsport	DEU	CRG/IAME/Komet		45,117	14	A
29	920	Donar	Munding	LIE	Stern Motorsport	DEU	KR/IAME/Komet		45,191	15	B
30	845	Jan	Waibel	DEU	VDB Kart Racing	DEU	Tony Kart/IAME/Komet	ADAC Mittelrhein e.V.	45,128	15	C
31	922	Jason Maurice	Krajewski	DEU	LAREA GT1 RACING	DEU	Kosmic/IAME/Komet		45,268	16	A
32	817	Maximilian	Engelstädter	DEU	Dörr Motorsport	DEU	KR/IAME/Komet		45,132	16	B
33	844	Kevin	Wagner	DEU	TB Racing Team	DEU	KR/IAME/Komet	MSC-Langenfeld e. V. im ADA	45,381	17	C
34	833	Jannik	Remmert	DEU	VDB Kart Racing	DEU	Tony Kart/IAME/Komet		45,137	17	A
35	834	Moritz	Schwing	DEU	Team NKS	DEU	DR/IAME/Komet		45,545	18	B
36	898	Hawk Baylaan	White	GBR	AT Motorsport	DEU	Exprit/IAME/Komet		45,148	18	C
37	899	Luke	Neubauer	DEU	AT Motorsport	DEU	OTK/IAME/Komet		45,551	19	A
38	855	Matti	Klasen	DEU	RMW Motorsport	DEU	Tony Kart/IAME/Komet	DSK e.V. Ja zum Motorsport	45,251	19	B
39	818	Matthy	Vandebroek	DEU	VDB Kart Racing	DEU	Tony Kart/IAME/Komet		45,610	20	C
40	921	Janec Mike	Gabrich	DEU	LAREA GT1 RACING	DEU	Kosmic/IAME /Komet	ADAC Berlin-Brandenburg e.V	45,342	20	A
41	811	Karl	Schmiederer	DEU	RS-Motorsport	DEU	CRG/IAME/Komet		45,628	21	B
42	888	Louis	Schütze	DEU	RF Racing	DEU	KR/IAME/Komet		45,384	21	C
43	882	Colin	Hahn	DEU	Team Hemkemeyer	DEU	Falcon/IAME/Komet		45,799	22	A
44	824	Noel	Honguero	DEU	VDB Kart Racing	DEU	Tony Kart/IAME/Komet		45,485	22	B
45	872	Tobias	Burgstahler	DEU	Stern Motorsport	DEU	KR/IAME/Komet	ADAC Württemberg e.V.	45,804	23	C

Announcements: These results are provisional until the conclusion of any judicial and technical matters

Race Director Horst Seidel:



Timekeeping M. Riehmers:



Printed: 20.07.2024 11:28

Posted at: h





DKM Round 4

X30 Senioren

Kerpen

Total Result Qualifying Fast Group / Slow Group

Pos. No.	Firstname	Lastname	Driv.		Entr.		Sponsor	Pos		
			NAT	Entrant	NAT	Make		Best Time	Quali Gr.	Heat Gr.
46	843 Luis	Simon	DEU	PCH Racing	DEU	LN/IAME/Komet		45,623	23	A
47	918 Leonard	Schutzmann	ARE	CRG Deutschland	DEU	CRG/IAME/Komet		46,072	24	B
48	814 Nina	Aptsiauri	GEO	CRG Deutschland	DEU	CRG/IAME/Komet		46,567	24	C

Announcements: These results are provisional until the conclusion of any judicial and technical matters

Race Director Horst Seidel:



Timekeeping M. Riehmers:



Printed: 20.07.2024 11:28

Posted at: h



Heat organization
DKM Round 4
Kerpen
X30 Senioren Group A

Group	Pos	No.	Firstname	Lastname	Class	Overall BestTm
Group A	1	822	Elia	Weiss	X30 Senioren	44,348
Group A	4	812	Rocco	Curcio	X30 Senioren	44,794
Group A	7	830	Max	Hezel	X30 Senioren	44,770
Group A	10	876	Cemil	Bayyati	X30 Senioren	44,833
Group A	13	807	Marlon	Vatter	X30 Senioren	45,022
Group A	16	809	Luis	Esser	X30 Senioren	44,943
Group A	19	881	Jacob	Trost	X30 Senioren	45,121
Group A	22	919	Zino	Fahlke	X30 Senioren	45,077
Group A	25	808	Eric	Wess	X30 Senioren	45,172
Group A	28	821	Manuel	Wagner	X30 Senioren	45,117
Group A	31	922	Jason Maurice	Krajewski	X30 Senioren	45,268
Group A	34	833	Jannik	Remmert	X30 Senioren	45,137
Group A	37	899	Luke	Neubauer	X30 Senioren	45,551
Group A	40	921	Janec Mike	Gabrich	X30 Senioren	45,342
Group A	43	882	Colin	Hahn	X30 Senioren	45,799
Group A	46	843	Luis	Simon	X30 Senioren	45,623

Race Director Horst Seidel:

Timekeeping M. Riehmers:

Printed: 20.07.2024 11:22

Posted at: h



**Heat organization
DKM Round 4
Kerpen
X30 Senioren Group B**

Group	Pos	No.	Firstname	Lastname	Class	Overall BestTm
Group B	2	895	Phil Colin	Streng	X30 Senioren	44,598
Group B	5	877	Niklas	Hirsch	X30 Senioren	44,585
Group B	8	887	Torben	Gröndahl	X30 Senioren	44,822
Group B	11	829	Lutz	Ohlsenbrink	X30 Senioren	44,927
Group B	14	884	Davin	Singer	X30 Senioren	44,923
Group B	17	854	Daniel	Brozovic	X30 Senioren	45,090
Group B	20	853	Devin Leon	Ucar	X30 Senioren	45,056
Group B	23	806	Moritz	Fischer	X30 Senioren	45,138
Group B	26	923	Mehmet Efe	Aybar	X30 Senioren	45,084
Group B	29	920	Donar	Munding	X30 Senioren	45,191
Group B	32	817	Maximilian	Engelstädter	X30 Senioren	45,132
Group B	35	834	Moritz	Schwing	X30 Senioren	45,545
Group B	38	855	Matti	Klasen	X30 Senioren	45,251
Group B	41	811	Karl	Schmiederer	X30 Senioren	45,628
Group B	44	824	Noel	Honguero	X30 Senioren	45,485
Group B	47	918	Leonard	Schutzmann	X30 Senioren	46,072

Race Director Horst Seidel:

Timekeeping M. Riehmers:

Printed: 20.07.2024 11:22

Posted at: h






**Heat organization
DKM Round 4
Kerpen
X30 Senioren Group C**

Group	Pos	No.	Firstname	Lastname	Class	Overall BestTm
Group C	3	823	Jason	Bralic	X30 Senioren	44,548
Group C	6	891	Luka	Koullen	X30 Senioren	44,809
Group C	9	810	Daniel	Guinchar	X30 Senioren	44,889
Group C	12	816	Elias	Schorneck	X30 Senioren	44,915
Group C	15	815	Moritz	Wolber	X30 Senioren	45,074
Group C	18	904	Tobias	Feeser	X30 Senioren	44,999
Group C	21	820	Felix	Maurer	X30 Senioren	45,124
Group C	24	836	Max	Ohsenbrink	X30 Senioren	45,083
Group C	27	835	Jarno	Wiese	X30 Senioren	45,188
Group C	30	845	Jan	Waibel	X30 Senioren	45,128
Group C	33	844	Kevin	Wagner	X30 Senioren	45,381
Group C	36	898	Hawk Baylaan	White	X30 Senioren	45,148
Group C	39	818	Matthy	Vandebroek	X30 Senioren	45,610
Group C	42	888	Louis	Schütze	X30 Senioren	45,384
Group C	45	872	Tobias	Burgstahler	X30 Senioren	45,804
Group C	48	814	Nina	Aptsiauri	X30 Senioren	46,567

Race Director Horst Seidel:



Timekeeping M. Riehmers:



Printed: 20.07.2024 11:22

posted at: h





DKM Round 4

Class: X30 Senioren

Date/Time: 20.07.2024 13:15

Track:

Heat:

Laps:

Kerpen

Heat 1 B-C

11 lap

Edition 1

	35		18		36
	33		17		34
Leonard Schutzmann	918	CRG/IAME/Komet	16	Nina Aptsiauri	814
	31				32
Noel Honguero	824	Tony Kart/IAME/Komet	15	Tobias Burgstahler	872
	29				30
Karl Schmiederer	811	CRG/IAME/Komet	14	Louis Schütze	888
	27				28
Matti Klasen	855	Tony Kart/IAME/Komet	13	Matthy Vandebroek	818
	25				26
Moritz Schwing	834	DR/IAME/Komet	12	Hawk Baylaan White	898
	23				24
Maximilian Engelstädter	817	KR/IAME/Komet	11	Kevin Wagner	844
	21				22
Donar Munding	920	KR/IAME/Komet	10	Jan Waibel	845
	19				20
Mehmet Efe Aybar	923	OTK/IAME/Komet	9	Jarno Wiese	835
	17				18
Moritz Fischer	806	Tony Kart/IAME/Komet	8	Max Ohsenbrink	836
	15				16
Devin Leon Ucar	853	Tony Kart/IAME/Komet	7	Felix Maurer	820
	13				14
Daniel Brozovic	854	Energy/IAME/Komet	6	Tobias Feeser	904
	11				12
Davin Singer	884	KR/IAME/Komet	5	Moritz Wolber	815
	9				10
Lutz Ohsenbrink	829	Alonso/IAME/Komet	4	Elias Schorneck	816
	7				8
Torben Gröndahl	887	KR/IAME/Komet	3	Daniel Guinchard	810
	5				6
Niklas Hirsch	877	Kosmic/IAME/Komet	2	Luka Koullen	891
	3				4
Phil Colin Streng	895	LN/IAME/Komet	1	Jason Bralic	823
	1				2

Pole Position

Row

printed 20.07.2024 11:22





DKM Round 4

Class: X30 Senioren

Date/Time: 20.07.2024 15:20

Track:

Heat:

Laps:

Kerpen

Heat 2 A-C


11 lap

Edition 1

	35		18		36
	33		17		34
Luis Simon	843	LN/IAME/Komet	16	Nina Aptsiauri	814
	31				32
Colin Hahn	882	Falcon/IAME/Komet	15	Tobias Burgstahler	872
	29				30
Janec Mike Gabrich	921	Kosmic/IAME/Komet	14	Louis Schütze	888
	27				28
Luke Neubauer	899	OTK/IAME/Komet	13	Matthy Vandebroek	818
	25				26
Jannik Remmert	833	Tony Kart/IAME/Komet	12	Hawk Baylaan White	898
	23				24
Jason Maurice Krajewski	922	Kosmic/IAME/Komet	11	Kevin Wagner	844
	21				22
Manuel Wagner	821	CRG/IAME/Komet	10	Jan Waibel	845
	19				20
Eric Wess	808	Drago Corse/IAME/Komet	9	Jarno Wiese	835
	17				18
Zino Fahlke	919	Kosmic/IAME/Komet	8	Max Ohsenbrink	836
	15				16
Jacob Trost	881	Tony Kart/IAME/Komet	7	Felix Maurer	820
	13				14
Luis Esser	809	OTK/IAME/Komet	6	Tobias Feeser	904
	11				12
Marlon Vatter	807	Exprit/IAME/Komet	5	Moritz Wolber	815
	9				10
Cemil Bayyati	876	KR/IAME/Komet	4	Elias Schorneck	816
	7				8
Max Hezel	830	KR/IAME/Komet	3	Daniel Guinchard	810
	5				6
Rocco Curcio	812	Exprit/IAME/Komet	2	Luka Koullen	891
	3				4
Elia Weiss	822	Kosmic/IAME/Komet	1	Jason Bralic	823
	1				2

Pole Position

printed 20.07.2024 11:22





DKM Round 4 Track: Kerpen Edition 1
 Class: X30 Senioren Heat: Heat 3 A-B
 Date/Time: 20.07.2024 18:00 Laps: 11 lap

	35	18		36
	33	17		34
Luis Simon	843	16	Leonard Schutzmann	918
	31			32
Colin Hahn	882	15	Noel Honguero	824
	29			30
Janec Mike Gabrich	921	14	Karl Schmiederer	811
	27			28
Luke Neubauer	899	13	Matti Klasen	855
	25			26
Jannik Remmert	833	12	Moritz Schwing	834
	23			24
Jason Maurice Krajewski	922	11	Maximilian Engelstädter	817
	21			22
Manuel Wagner	821	10	Donar Munding	920
	19			20
Eric Wess	808	9	Mehmet Efe Aybar	923
	17			18
Zino Fahlke	919	8	Moritz Fischer	806
	15			16
Jacob Trost	881	7	Devin Leon Ucar	853
	13			14
Luis Esser	809	6	Daniel Brozovic	854
	11			12
Marlon Vatter	807	5	Davin Singer	884
	9			10
Cemil Bayyati	876	4	Lutz Ohsenbrink	829
	7			8
Max Hezel	830	3	Torben Gründahl	887
	5			6
Rocco Curcio	812	2	Niklas Hirsch	877
	3			4
Elia Weiss	822	1	Phil Colin Streng	895
	1	Row		2

Pole Position

printed 20.07.2024 11:22





X30 SENIOR

Qualifying Heat B/C

Track length: 1.110 Km
Race Started: 13:19:05
Best Lap by: 823 - Jason Bralic - 45.156

Rank	#	Driver	Nat	Sponsor Entrant	Nat	License E-License	Make	laps	T. Time Diff	Best Lap	Penalty	Points
1	895	Phil Colin Streng	DEU	ADAC Württemberg e.V. Ebert Motorsport	DEU	ITE42785 EL38528	LN/IAME/Komet	11	8:24.914	45.314		50
2	823	Jason Bralic	NLD	SIM-ON	DEU	ITG46957 KBF39246	Kosmic/IAME/Komet	11	8:25.982 1.068	45.156		44
3	891	Luka Koullen	NLD	PCH Racing	DEU	NKA50483 BIF39956	KR/IAME/Komet	11	8:28.461 3.547	45.483		41
4	887	Torben Gröndahl	DEU	MSC Groß Dölln e.V. im ADAC CV Performance Group	DEU	ITC-C14120 BIF38321	KR/IAME/Komet	11	8:29.423 4.509	45.342		38
5	884	Davin Singer	DEU	ADAC Südbaden e.V. CV Performance Group	DEU	ITE 23384 BIF38321	KR/IAME/Komet	11	8:30.776 5.862	45.554		36
6	829	Lutz Ohsenbrink	DEU	KSL Racing Team	DEU	ITE40759 KBF1304585	Alonso/IAME/Komet	11	8:30.923 6.009	45.428		34
7	854	Daniel Brozovic	DEU	Valier Motorsport	DEU	ITE 42036 KBF39300	Energy/IAME/Komet	11	8:31.111 6.197	45.480		32
8	920	Donar Munding	LIE	Stern Motorsport	DEU	ITC-C12345 BIC38195	KR/IAME/Komet	11	8:34.755 9.841	45.385		30
9	877	Niklas Hirsch	DEU	MSC-Langenfeld e.V. im ADAC SIM-ON	DEU	ITF39320 KBF39246	Kosmic/IAME/Komet	11	8:35.554 10.640	45.386	+ 5 sec	28
10	835	Jarno Wiese	DEU	VDB Kart Racing	DEU	ITE 40767 KBF10478	OTK/IAME/Komet	11	8:37.755 12.841	45.536		27
11	836	Max Ohsenbrink	DEU	KSL Racing Team	DEU	ITE18670 KBF1304585	Alonso/IAME/Komet	11	8:39.191 14.277	45.717		26
12	855	Matti Klasen	DEU	DSK e.V. Ja zum Motorsport RMW Motorsport	DEU	ITE13782 BIC39010	Tony Kart/IAME/Komet	11	8:39.415 14.501	45.751		25
13	923	Mehmet Efe Aybar	DEU	RMW Motorsport	DEU	NKA41197 BIF39010	OTK/IAME/Komet	11	8:39.514 14.600	45.922		24
14	820	Felix Maurer	DEU	DUTT MOTORSPORT by FENSTER.com	LUX	NKA41244 IBLK867	Tony Kart/IAME/Komet	11	8:40.628 15.714	45.663	+ 5 sec	21
15	818	Matthij Vandebroek	DEU	VDB Kart Racing	DEU	ITE 11491 KBF10478	Tony Kart/IAME/Komet	11	8:43.671 18.757	46.081		20
16	817	Maximilian Engelstädter	DEU	Dörr Motorsport	DEU	NKA40565 BIF38420	KR/IAME/Komet	11	8:44.769 19.855	45.629	+ 5 sec	23
17	811	Karl Schmiederer	DEU	RS-Motorsport	DEU	ITE39775 KBF40372	CRG/IAME/Komet	11	8:44.770 19.856	46.148		19
18	853	Devin Leon Ucar	DEU	ADAC Pfalz e.V. PCH Racing	DEU	ITF40418 KBF39956	Tony Kart /IAME/Komet	11	8:44.901 19.987	45.993	+ 5 sec	22
19	898	Hawk Baylaan White	GBR	AT Motorsport	DEU	ITE40903 BIC38996	Exprit/IAME/Komet	11	8:45.135 20.221	45.815	+ 5 sec	18
20	888	Louis Schütze	DEU	RF Racing	DEU	ITE 17941 KBF41358	KR/IAME/Komet	11	8:45.378 20.464	45.705	+ 5 sec	17
21	872	Tobias Burgstahler	DEU	ADAC Württemberg e.V. Stern Motorsport	DEU	NKA38364 KBF38195	KR/IAME/Komet	11	8:46.949 22.035	46.455		16
22	815	Moritz Wolber	DEU	ADAC Südbaden e.V. NEES RACING	DEU	NKA16641 BIF17863	Maranello/IAME/Komet	11	8:47.117 22.203	46.367	+ 5 sec	15
23	918	Leonard Schutzmann	ARE	CRG Deutschland	DEU	ITFK23 051 KBF18122	CRG/IAME/Komet	11	8:47.309 22.395	46.563		14
24	806	Moritz Fischer	DEU	ADAC Pfalz e.V. DUTT MOTORSP. by FENSTER.COM	LUX	NKA26409 IBLK867	Tony Kart/IAME/Komet	11	8:47.319 22.405	45.780	+ 10 sec	13
25	814	Nina Aptsiauri	GEO	CRG Deutschland	DEU	ITF230054 KBF18122	CRG/IAME/Komet	11	8:48.110 23.196	46.605		12
26	904	Tobias Feeser	DEU	Sonja Feeser	DEU	ITE13863 BEK1198789	KR/IAME/Komet	11	8:48.367 23.453	46.027	+ 5 sec	11
27	845	Jan Waibel	DEU	ADAC Mittelrhein e.V. VDB Kart Racing	DEU	NKA12495 KBF10478	Tony Kart/IAME/Komet	11	8:48.941 24.027	45.768	+ 5 sec	10
28	810	Daniel Guinhard	GBR	SFR Motorsport	GBR	ITC-C292117 IBL368379	KR/IAME/Komet	8	6:17.672 3 Laps	46.384		9
29	816	Elias Schorneck	DEU	VDB Kart Racing	DEU	ITE40538 KBF10478	Tony Kart/IAME/Komet	8	9:06.953 3 Laps	47.936		8
30	834	Moritz Schwing	DEU	Team NKS	DEU	ITE 12057 KBF29153	DR/IAME/Komet	4	3:17.680 7 Laps	46.760		7
31	844	Kevin Wagner	DEU	MSC-Langenfeld e.V. im ADAC TB Racing Team	DEU	ITE 11828 KBF38262	KR/IAME/Komet	0				6
32	824	Noel Honguero	DEU	VDB Kart Racing	DEU	NKA39248 KBF10478	Tony Kart/IAME/Komet	0				5

Announcements

820,806 + 5 sec wrong starting position

806,845,898,877,888,815,904,853,817 + 5 sec front fairing



INT. ADAC Kartrennen Kerpen

X30 SENIOR

Erftlandring Kerpen 1,110 Km

Qualifying Heat B/C

20.07.2024 13:15

Race (11 Laps) started at 13:19:05

Lap	Time of Day	Lap Tm	Diff	S1 Tm	S2 Tm	S3 Tm
(895) Phil Colin Strenge						
1	13:19:53.371	47.579	+2.265	14.450	20.820	12.309
2	13:20:39.943	46.572	+1.258	13.746	20.619	12.207
3	13:21:26.229	46.286	+0.972	13.645	20.411	12.230
4	13:22:12.326	46.097	+0.783	13.631	20.419	12.047
5	13:22:58.063	45.737	+0.423	13.546	20.156	12.035
6	13:23:43.696	45.633	+0.319	13.513	20.094	12.026
7	13:24:29.130	45.434	+0.120	13.441	20.141	11.852
8	13:25:14.444	45.314		13.397	20.045	11.872
9	13:25:59.783	45.339	+0.025	13.455	20.025	11.859
10	13:26:45.238	45.455	+0.141	13.397	20.098	11.960
11	13:27:30.706	45.468	+0.154	13.386	20.110	11.972

(823) Jason Bralic						
1	13:19:54.520	48.451	+3.295	14.956	21.016	12.479
2	13:20:41.836	47.316	+2.160	13.992	20.875	12.449
3	13:21:28.138	46.302	+1.146	13.600	20.421	12.281
4	13:22:14.147	46.009	+0.853	13.640	20.250	12.119
5	13:22:59.835	45.688	+0.532	13.491	20.240	11.957
6	13:23:45.435	45.600	+0.444	13.467	20.070	12.063
7	13:24:30.832	45.397	+0.241	13.469	20.036	11.892
8	13:25:15.988	45.156		13.324	19.963	11.869
9	13:26:01.282	45.294	+0.138	13.358	20.050	11.886
10	13:26:46.498	45.216	+0.060	13.314	20.032	11.870
11	13:27:31.774	45.276	+0.120	13.344	20.022	11.910

(891) Luka Koullen						
1	13:19:54.772	48.605	+3.122	14.967	21.160	12.478
2	13:20:42.137	47.365	+1.882	14.209	20.871	12.285
3	13:21:28.487	46.350	+0.867	13.717	20.404	12.229
4	13:22:14.753	46.266	+0.783	13.789	20.348	12.129
5	13:23:00.919	46.166	+0.683	13.552	20.438	12.176
6	13:23:46.513	45.594	+0.111	13.449	20.034	12.111
7	13:24:32.046	45.533	+0.050	13.450	20.081	12.002
8	13:25:17.529	45.483		13.449	20.069	11.965
9	13:26:03.032	45.503	+0.020	13.403	20.041	12.059
10	13:26:48.665	45.633	+0.150	13.424	20.160	12.049
11	13:27:34.253	45.588	+0.105	13.463	20.094	12.031

(887) Torben Gröndahl						
1	13:19:54.119	47.978	+2.636	14.622	20.902	12.454
2	13:20:43.184	49.065	+3.723	15.240	21.477	12.348
3	13:21:30.176	46.992	+1.650	13.803	21.028	12.161
4	13:22:16.434	46.258	+0.916	13.549	20.523	12.186
5	13:23:02.251	45.817	+0.475	13.623	20.158	12.036
6	13:23:47.743	45.492	+0.150	13.416	20.064	12.012
7	13:24:33.365	45.622	+0.280	13.572	20.062	11.988
8	13:25:18.928	45.563	+0.221	13.425	20.160	11.978
9	13:26:04.408	45.480	+0.138	13.376	20.196	11.908
10	13:26:49.873	45.465	+0.123	13.460	19.999	12.006
11	13:27:35.215	45.342		13.374	20.032	11.936

(884) Davin Singer						
1	13:19:55.388	49.049	+3.495	15.330	21.139	12.580
2	13:20:42.548	47.160	+1.606	13.900	20.815	12.445
3	13:21:29.576	47.028	+1.474	13.715	20.975	12.338
4	13:22:15.747	46.171	+0.617	13.610	20.399	12.162
5	13:23:01.628	45.881	+0.327	13.503	20.251	12.127
6	13:23:47.469	45.841	+0.287	13.482	20.271	12.088
7	13:24:33.126	45.657	+0.103	13.529	20.094	12.034
8	13:25:18.680	45.554		13.497	20.080	11.977
9	13:26:04.281	45.601	+0.047	13.396	20.112	12.093
10	13:26:50.281	46.000	+0.446	13.802	20.184	12.014
11	13:27:36.568	46.287	+0.733	13.463	20.706	12.118

(829) Lutz Ohsenbrink						
1	13:19:54.897	48.657	+3.229	15.028	21.120	12.509
2	13:20:42.367	47.470	+2.042	14.189	20.839	12.442
3	13:21:29.437	47.070	+1.642	13.799	20.958	12.313
4	13:22:16.092	46.655	+1.227	13.942	20.479	12.234
5	13:23:01.909	45.817	+0.389	13.532	20.195	12.090
6	13:23:47.598	45.689	+0.261	13.476	20.187	12.026
7	13:24:33.673	46.075	+0.647	13.798	20.259	12.018

Lap	Time of Day	Lap Tm	Diff	S1 Tm	S2 Tm	S3 Tm
8	13:25:19.101	45.428		13.436	20.022	11.970
9	13:26:05.262	46.161	+0.733	13.786	20.466	11.909
10	13:26:50.871	45.609	+0.181	13.534	20.128	11.947
11	13:27:36.715	45.844	+0.416	13.378	20.374	12.092

(854) Daniel Brozovic						
1	13:19:55.777	49.073	+3.593	15.270	21.260	12.543
2	13:20:42.985	47.208	+1.728	13.954	20.891	12.363
3	13:21:30.515	47.530	+2.050	13.891	21.374	12.265
4	13:22:16.628	46.113	+0.633	13.590	20.424	12.099
5	13:23:02.948	46.320	+0.840	13.755	20.516	12.049
6	13:23:48.768	45.820	+0.340	13.529	20.238	12.053
7	13:24:34.374	45.606	+0.126	13.503	20.161	11.942
8	13:25:19.854	45.490		13.404	20.133	11.943
9	13:26:05.497	45.643	+0.163	13.501	20.201	11.941
10	13:26:51.162	45.665	+0.185	13.449	20.229	11.987
11	13:27:36.903	45.741	+0.261	13.471	20.154	12.116

(920) Donar Munding						
1	13:19:57.779	50.269	+4.884	15.402	22.060	12.807
2	13:20:45.117	47.338	+1.953	13.840	21.137	12.361
3	13:21:32.038	46.921	+1.536	13.660	20.948	12.313
4	13:22:17.885	45.847	+0.462	13.515	20.295	12.037
5	13:23:04.151	46.266	+0.881	13.758	20.298	12.210
6	13:23:50.445	46.294	+0.909	13.829	20.286	12.179
7	13:24:37.047	46.602	+1.217	14.020	20.413	12.169
8	13:25:23.573	46.526	+1.141	13.685	20.880	11.961
9	13:26:09.723	46.150	+0.765	13.878	20.213	12.059
10	13:26:55.162	45.439	+0.054	13.473	20.019	11.947
11	13:27:40.547	45.385		13.387	20.058	11.940

(877) Niklas Hirsch						
1	13:19:53.926	48.040	+2.654	14.600	20.930	12.510
2	13:20:41.998	48.072	+2.686	14.564	21.059	12.449
3	13:21:29.747	47.749	+2.363	14.037	21.460	12.252
4	13:22:16.285	46.538	+1.152	13.775	20.585	12.178
5	13:23:02.679	46.394	+1.008	14.012	20.397	11.985
6	13:23:48.364	45.685	+0.299	13.557	20.175	11.953
7	13:24:33.859	45.495	+0.109	13.426	20.139	11.930
8	13:25:19.245	45.386		13.440	20.066	11.880
9	13:26:05.127	45.882	+0.496	13.762	20.188	11.932
10	13:26:50.606	45.479	+0.093	13.519	20.045	11.915
11	13:27:36.346	45.740	+0.354	13.384	20.393	11.963

(835) Jarno Wiese						
1	13:19:58.340	51.045	+5.509	16.038	21.934	13.073
2	13:20:46.417	48.077	+2.541	14.079	21.187	12.811
3	13:21:33.154	46.737	+1.201	13.837	20.600	12.300
4	13:22:19.376	46.222	+0.686	13.729	20.350	12.143
5	13:23:06.992	47.616	+2.080	13.640	21.594	12.382
6	13:23:52.948	45.956	+0.420	13.591	20.233	12.132
7	13:24:38.695	45.747	+0.211	13.536	20.163	12.048
8	13:25:24.869	46.174	+0.638	13.481	20.499	12.194
9	13:26:12.333	47.464	+1.928	13.552	21.656	12.256
10	13:26:58.011	45.678	+0.142	13.541	20.088	12.049
11	13:27:43.547	45.536		13.399	20.086	12.051

(836) Max Ohsenbrink						
1	13:19:57.402	50.362	+4.645	15.798	21.923	12.641
2	13:20:44.869	47.467	+1.750	13.940	21.215	12.312
3	13:21:34.172	49.303	+3.586	13.627	20.596	15.080
4	13:22:21.852	47.680	+1.963	14.790	20.	

INT. ADAC Kartrennen Kerpen

X30 SENIOR

Erftlandring Kerpen 1,110 Km

Qualifying Heat B/C

20.07.2024 13:15

Race (11 Laps) started at 13:19:05

Lap	Time of Day	Lap Tm	Diff	S1 Tm	S2 Tm	S3 Tm
4	13:22:19.781	46.287	+0.536	13.646	20.397	12.244
5	13:23:06.854	47.073	+1.322	13.663	21.066	12.344
6	13:23:52.769	45.915	+0.164	13.552	20.238	12.125
7	13:24:38.520	45.751		13.467	20.233	12.051
8	13:25:24.708	46.188	+0.437	13.450	20.625	12.113
9	13:26:12.512	47.804	+2.053	13.495	21.953	12.356
10	13:26:58.506	45.994	+0.243	13.596	20.280	12.118
11	13:27:45.207	46.701	+0.950	13.427	21.056	12.218

(923) Mehmet Efe Aybar

1	13:19:58.809	51.523	+5.601	16.075	22.194	13.254
2	13:20:46.785	47.976	+2.054	13.953	21.244	12.779
3	13:21:33.805	47.020	+1.098	13.925	20.687	12.408
4	13:22:20.253	46.448	+0.526	13.704	20.577	12.167
5	13:23:07.247	46.994	+1.072	13.482	20.999	12.513
6	13:23:53.441	46.194	+0.272	13.731	20.357	12.106
7	13:24:39.442	46.001	+0.079	13.520	20.427	12.054
8	13:25:25.364	45.922		13.362	20.386	12.174
9	13:26:13.274	47.910	+1.988	13.448	22.000	12.462
10	13:26:59.253	45.979	+0.057	13.622	20.341	12.016
11	13:27:45.306	46.053	+0.131	13.368	20.472	12.213

(820) Felix Maurer

1	13:19:56.688	49.684	+4.021	15.477	21.717	12.490
2	13:20:44.983	48.295	+2.632	14.778	21.166	12.351
3	13:21:32.675	47.692	+2.029	13.715	21.394	12.583
4	13:22:18.657	45.982	+0.319	13.547	20.270	12.165
5	13:23:04.735	46.078	+0.415	13.615	20.395	12.068
6	13:23:50.866	46.131	+0.468	13.787	20.328	12.016
7	13:24:37.259	46.393	+0.730	13.723	20.480	12.190
8	13:25:23.773	46.514	+0.851	13.611	20.869	12.034
9	13:26:09.654	45.881	+0.218	13.506	20.285	12.090
10	13:26:55.757	46.103	+0.440	13.823	20.196	12.084
11	13:27:41.420	45.663		13.434	20.213	12.016

(818) Matthy Vandebroek

1	13:19:59.856	50.455	+4.374	15.265	22.174	13.016
2	13:20:48.217	48.361	+2.280	14.408	21.386	12.567
3	13:21:35.916	47.699	+1.618	14.522	20.891	12.286
4	13:22:23.077	47.161	+1.080	13.873	20.848	12.440
5	13:23:10.187	47.110	+1.029	13.937	20.639	12.534
6	13:23:57.572	47.385	+1.304	13.873	21.225	12.287
7	13:24:43.952	46.380	+0.299	13.840	20.389	12.151
8	13:25:30.033	46.081		13.653	20.322	12.106
9	13:26:16.374	46.341	+0.260	13.644	20.388	12.309
10	13:27:02.934	46.560	+0.479	13.848	20.428	12.284
11	13:27:49.463	46.529	+0.448	14.007	20.363	12.159

(817) Maximilian Engelstädter

1	13:19:59.126	51.516	+5.887	16.064	22.129	13.333
2	13:20:47.570	48.444	+2.815	14.576	21.236	12.632
3	13:21:34.302	46.732	+1.103	13.674	20.746	12.312
4	13:22:20.492	46.190	+0.561	13.613	20.361	12.216
5	13:23:07.453	46.961	+1.332	13.493	20.891	12.577
6	13:23:54.347	46.894	+1.265	13.643	21.148	12.103
7	13:24:39.976	45.629		13.370	20.223	12.036
8	13:25:25.742	45.766	+0.137	13.460	20.305	12.001
9	13:26:13.713	47.971	+2.342	13.568	21.839	12.564
10	13:26:59.497	45.784	+0.155	13.507	20.271	12.006
11	13:27:45.561	46.064	+0.435	13.315	20.411	12.338

(811) Karl Schmiederer

1	13:19:59.413	51.371	+5.223	16.493	21.990	12.888
2	13:20:47.116	47.703	+1.555	14.036	21.098	12.569
3	13:21:34.124	47.008	+0.860	13.834	20.789	12.385
4	13:22:21.376	47.252	+1.104	14.288	20.682	12.282
5	13:23:08.548	47.172	+1.024	13.759	20.986	12.427
6	13:23:58.048	49.500	+3.352	14.294	22.542	12.664
7	13:24:45.461	47.413	+1.265	14.378	20.743	12.292
8	13:25:31.766	46.305	+0.157	13.737	20.342	12.226
9	13:26:17.934	46.168	+0.020	13.629	20.334	12.205
10	13:27:04.414	46.480	+0.332	13.604	20.548	12.328
11	13:27:50.562	46.148		13.680	20.305	12.163

(853) Devin Leon Ucar

1	13:19:56.616	49.691	+3.698	15.343	21.779	12.569
2	13:20:43.874	47.258	+1.265	14.163	20.811	12.284
3	13:21:30.948	47.074	+1.081	13.618	21.005	12.451
4	13:22:17.568	46.620	+0.627	13.858	20.505	12.257
5	13:23:04.370	46.802	+0.809	13.898	20.758	12.146
6	13:23:51.160	46.790	+0.797	14.028	20.721	12.041
7	13:24:37.380	46.220	+0.227	13.616	20.531	12.073
8	13:25:23.996	46.616	+0.623	13.715	20.829	12.072
9	13:26:13.402	49.406	+3.413	13.848	23.027	12.531
10	13:26:59.700	46.298	+0.305	13.664	20.608	12.026
11	13:27:45.693	45.993		13.488	20.457	12.048

(898) Hawk Baylaan White

1	13:19:59.300	50.476	+4.661	15.100	22.176	13.200
2	13:20:47.757	48.457	+2.642	14.626	21.098	12.733
3	13:21:34.754	46.997	+1.182	13.716	20.863	12.418
4	13:22:21.956	47.202	+1.387	13.752	21.287	12.163
5	13:23:08.619	46.663	+0.848	13.624	20.748	12.291
6	13:23:56.089	47.470	+1.655	14.351	21.027	12.092
7	13:24:42.069	45.980	+0.165	13.573	20.322	12.085
8	13:25:27.986	45.917	+0.102	13.473	20.296	12.148
9	13:26:14.131	46.145	+0.330	13.437	20.541	12.167
10	13:27:00.112	45.981	+0.166	13.704	20.239	12.038
11	13:27:45.927	45.815		13.385	20.254	12.176

(888) Louis Schütze

1	13:20:00.093	50.485	+4.780	15.172	22.158	13.155
2	13:20:48.330	48.237	+2.532	14.292	21.370	12.575
3	13:21:35.394	47.064	+1.359	14.148	20.537	12.379
4	13:22:22.207	46.813	+1.108	14.113	20.393	12.307
5	13:23:08.845	46.638	+0.933	13.584	20.626	12.428
6	13:23:55.923	47.078	+1.373	14.321	20.666	12.091
7	13:24:42.287	46.364	+0.659	13.610	20.664	12.090
8	13:25:28.252	45.965	+0.260	13.597	20.258	12.110
9	13:26:14.416	46.164	+0.459	13.538	20.426	12.200
10	13:27:00.465	46.049	+0.344	13.727	20.233	12.089
11	13:27:46.170	45.705		13.429	20.145	12.131

(872) Tobias Burgstahler

1	13:20:00.315	50.051	+3.596	14.683	22.176	13.192
2	13:20:48.582	48.267	+1.812	14.169	21.487	12.611
3	13:21:36.534	47.952	+1.497	14.302	21.095	12.555
4	13:22:23.201	46.667	+0.212	13.788	20.659	12.220
5	13:23:10.782	47.581	+1.126	13.974	20.807	12.800
6	13:23:58.755	47.973	+1.518	13.818	21.025	13.130
7	13:24:46.193	47.438	+0.983	13.902	21.115	12.421
8	13:25:32.857	46.664	+0.209	13.918	20.462	12.284
9	13:26:19.312	46.455		13.607	20.585	12.263
10	13:27:05.931	46.619	+0.164	13.617	20.627	12.375
11	13:27:52.741	46.810	+0.355	13.649	20.749	12.412


(815) Moritz Wolber

1	13:19:56.411	49.822	+3.455	15.496	21.840	12.486
2	13:20:43.583	47.172	+0.805	14.210	20.672	12.290
3	13:21:30.782	47.199	+0.832	13.656	21.184	12.359
4	13:22:17.383	46.601	+0.234	13.859	20.584	12.158
5	13:23:04.078	46.695	+0.328	13.937	20.542	12.216
6	13:23:50.541	46.463	+0.096	14.086	20.290	12.087
7	13:24:36.908	46.367		13.776	20.446	12.145
8	13:25:24.249	47.341	+0.974	14.511	20.742	12.088
9	13:26:13.875	49.626	+3.259	13.668	22.220	13.738
10	13:27:01.391	47.516	+1.149	14.194	20.771	12.551
11	13:27:47.909	46.518	+0.151	13.699	20.455	12.364

(918) Leonard Schuttmann

1	13:19:59.521	51.077	+4.514	15.640	22.618	12.819
2	13:20:48.075	48.654	+1.991	14.576	21.412	12.566
3	13:21:35.324	47.249	+0.686	13.919	20.877	12.453
4	13:22:22.929	47.605	+1.042	14.054	20.993	12.558
5	13:23:10.980	48.051	+1.488	14.592	20.741	12.718
6	13:23:58.519	47.539	+0.976	13.811	21.015	12.713
7	13:24:46.469	47.950	+1.387	14.029	21.662	12.259
8	13:25:33.277	46.808	+0.245	14.024	20.572	12.212

Orbits



INT. ADAC Kartrennen Kerpen

X30 SENIOR

Erftlandring Kerpen 1,110 Km

Qualifying Heat B/C

20.07.2024 13:15

Race (11 Laps) started at 13:19:05

Lap	Time of Day	Lap Tm	Diff	S1 Tm	S2 Tm	S3 Tm
9	13:26:19.859	46.582	+0.019	13.692	20.624	12.266
10	13:27:06.538	46.679	+0.116	13.642	20.598	12.439
11	13:27:53.101	46.563		13.756	20.597	12.210

(806) Moritz Fischer

1	13:19:57.959	50.771	+4.991	15.580	22.329	12.862
2	13:20:45.486	47.527	+1.747	14.085	21.079	12.363
3	13:21:32.323	46.837	+1.057	13.622	20.728	12.487
4	13:22:18.467	46.144	+0.364	13.622	20.361	12.161
5	13:23:06.632	48.165	+2.385	13.673	22.272	12.220
6	13:23:52.416	45.784	+0.004	13.543	20.236	12.005
7	13:24:38.196	45.780		13.514	20.242	12.024
8	13:25:24.450	46.254	+0.474	13.585	20.589	12.080
9	13:26:11.393	46.943	+1.163	13.568	21.287	12.088
10	13:26:57.250	45.857	+0.077	13.515	20.276	12.066
11	13:27:43.111	45.861	+0.081	13.514	20.240	12.107

(814) Nina Aptsiauri

1	13:20:01.052	50.324	+3.719	15.328	21.883	13.113
2	13:20:49.308	48.256	+1.651	14.154	21.297	12.805
3	13:21:37.520	48.212	+1.607	14.311	21.243	12.658
4	13:22:24.889	47.369	+0.764	13.964	20.866	12.539
5	13:23:12.376	47.487	+0.882	13.892	20.692	12.903
6	13:23:59.168	46.792	+0.187	13.803	20.643	12.346
7	13:24:46.859	47.691	+1.086	14.073	21.225	12.393
8	13:25:33.916	47.057	+0.452	13.872	20.840	12.345
9	13:26:20.673	46.757	+0.152	13.665	20.626	12.466
10	13:27:07.278	46.605		13.692	20.587	12.326
11	13:27:53.902	46.624	+0.019	13.607	20.593	12.424

(904) Tobias Feeser

1	13:19:57.221	50.524	+4.497	15.985	21.974	12.565
2	13:20:46.047	48.826	+2.799	13.977	22.061	12.788
3	13:21:32.863	46.816	+0.789	13.602	20.543	12.671
4	13:22:18.890	46.027		13.655	20.340	12.032
5	13:23:10.648	51.758	+5.731	13.499	25.326	12.933
6	13:23:58.225	47.577	+1.550	13.760	21.140	12.677
7	13:24:44.589	46.364	+0.337	13.916	20.341	12.107
8	13:25:30.652	46.063	+0.036	13.686	20.349	12.028
9	13:26:16.745	46.093	+0.066	13.571	20.346	12.176
10	13:27:03.087	46.342	+0.315	13.822	20.366	12.154
11	13:27:49.159	46.072	+0.045	13.624	20.415	12.033

(845) Jan Waibel

1	13:19:58.256	50.720	+4.952	15.573	22.061	13.086
2	13:20:46.217	47.961	+2.193	14.022	21.210	12.729
3	13:21:33.002	46.785	+1.017	13.707	20.752	12.326
4	13:22:19.183	46.181	+0.413	13.678	20.404	12.099
5	13:23:12.882	53.699	+7.931	13.539	26.689	13.471
6	13:23:59.296	46.414	+0.646	13.623	20.446	12.345
7	13:24:46.373	47.077	+1.309	13.550	21.185	12.342
8	13:25:32.291	45.918	+0.150	13.571	20.319	12.028
9	13:26:18.138	45.847	+0.079	13.393	20.476	11.978
10	13:27:03.965	45.827	+0.059	13.531	20.265	12.031
11	13:27:49.733	45.768		13.460	20.279	12.029

(810) Daniel Guinchart

1	13:19:55.325	49.007	+2.623	15.269	21.139	12.599
2	13:20:42.789	47.464	+1.080	14.158	20.933	12.373
3	13:21:30.684	47.895	+1.511	14.304	21.251	12.340
4	13:22:17.304	46.620	+0.236	13.793	20.627	12.200
5	13:23:03.979	46.675	+0.291	13.883	20.589	12.203
6	13:23:50.363	46.384		13.758	20.446	12.180
7	13:24:36.837	46.474	+0.090	13.794	20.531	12.149
8	13:25:23.464	46.627	+0.243	13.765	20.677	12.185

(816) Elias Schorneck

1	13:19:57.578	51.173	+3.237	15.437	22.886	12.850
2	13:20:45.856	48.278	+0.342	14.254	21.113	12.911
3	13:24:00.307	3:14.451	+2:26.515	22.836	21.704	2:29.911
4	13:24:53.901	53.594	+5.658	17.330	22.383	13.881
5	13:25:45.008	51.107	+3.171	15.571	21.978	13.558
6	13:26:35.126	50.118	+2.182	15.043	21.510	13.565
7	13:27:24.809	49.683	+1.747	15.122	21.573	12.988

Lap	Time of Day	Lap Tm	Diff	S1 Tm	S2 Tm	S3 Tm
8	13:28:12.745	47.936		14.495	20.734	12.707

(834) Moritz Schwing

1	13:20:00.594	52.772	+6.012	16.584	22.857	13.331
2	13:20:49.545	48.951	+2.191	14.051	21.699	13.201
3	13:21:36.712	47.167	+0.407	13.859	20.812	12.496
4	13:22:23.472	46.760		13.805	20.720	12.235

INT. ADAC Kartrennen Kerpen

Lapchart

X30 SENIOR

Erftlandring Kerpen 1,110 Km

Qualifying Heat B/C

20.07.2024 13:15

Race (11 Laps) started at 13:19:05

Competitors	Laps											
	0	1	2	3	4	5	6	7	8	9	10	11
Phil Colin Streng (895)	1	895	895	895	895	895	895	895	895	895	895	895
Niklas Hirsch (877)	2	877	877	823	823	823	823	823	823	823	823	823
Jason Bralic (823)	3	823	887	877	891	891	891	891	891	891	891	891
Torben Gröndahl (887)	4	887	823	891	829	884	884	884	884	884	887	887
Luka Koullen (891)	5	891	891	829	884	829	829	829	887	887	887	884
Lutz Ohsenbrink (829)	6	829	829	884	877	877	887	887	829	829	877	877
Daniel Guinchar (810)	7	810	810	810	887	887	877	877	877	877	829	829
Davin Singer (884)	8	884	884	854	854	854	854	854	854	854	854	854
Elias Schorneck (816)	9	816	854	887	810	810	810	810	810	810	820	920
Moritz Wolber (815)	10	815	815	815	815	815	920	815	920	920	820	820
Tobias Feeser (904)	11	904	853	853	853	853	920	815	920	820	806	806
Daniel Brozovic (854)	12	854	820	836	920	920	853	820	820	853	835	835
Devin Leon Ucar (853)	13	853	904	820	806	806	820	853	853	815	855	855
Felix Maurer (820)	14	820	836	920	820	820	806	806	806	806	836	836
Max Ohsenbrink (836)	15	836	816	806	904	904	855	855	855	855	923	923
Moritz Fischer (806)	16	806	920	816	845	845	835	835	835	835	853	817
Mehmet Efe Aybar (923)	17	923	806	904	835	835	923	923	923	923	817	853
Jarno Wiese (835)	18	835	845	845	855	855	817	836	836	836	815	898
Donar Munding (920)	19	920	835	835	923	923	836	817	817	817	898	888
Jan Waibel (845)	20	845	855	855	811	817	811	888	898	898	888	815
Maximilian Engelstädter (817)	21	817	923	923	836	811	898	898	888	888	818	818
Moritz Schwing (834)	22	834	817	811	817	836	888	818	818	818	904	904
Matti Klasen (855)	23	855	898	817	898	898	818	811	904	904	811	845
Karl Schmiederer (811)	24	811	811	898	918	888	904	904	811	811	845	811
Leonard Schutzmann (918)	25	918	918	918	888	918	872	918	872	845	872	872
Hawk Baylaan White (898)	26	898	818	818	818	818	918	872	845	872	918	918
Matthy Vandebroek (818)	27	818	888	888	872	872	814	814	918	918	814	814
Louis Schütze (888)	28	888	872	872	834	834	845	845	814	814		
Tobias Burgstahler (872)	29	872	834	814	814	814	816	816	816	816		
Nina Aptsiauri (814)	30	814	814	834	816	816						
-	31											
-	32											





X30 SENIOR

Qualifying Heat B/C Rev 2

Track length: 1.110 Km

Race Started: 13:19:05

Best Lap by: 823 - Jason Bralic - 45.156

Rank	#	Driver	Nat	Sponsor Entrant	Nat	License E-License	Make	laps	T. Time Diff	Best Lap	Penalty	Points
1	0	895 Phil Colin Streng	DEU	ADAC Württemberg e.V. Ebert Motorsport	DEU	ITE42785 EL38528	LN/IAME/Komet	11	8:24.914	45.314		50
2	0	823 Jason Bralic	NLD	SIM-ON	DEU	ITG46957 KBF39246	Kosmic/IAME/Komet	11	8:25.982 1.068	45.156		44
3	2	887 Torben Gröndahl	DEU	MSC Groß Dölln e.V. im ADAC CV Performance Group	DEU	ITC-C14120 BIF38321	KR/IAME/Komet	11	8:29.423 4.509	45.342		41
4	5	884 Davin Singer	DEU	ADAC Südbaden e.V. CV Performance Group	DEU	ITE 23384 BIF38321	KR/IAME/Komet	11	8:30.776 5.862	45.554		38
5	2	829 Lutz Ohsenbrink	DEU	KSL Racing Team	DEU	ITE40759 KBF1304585	Alonso/IAME/Komet	11	8:30.923 6.009	45.428		36
6	5	854 Daniel Brozovic	DEU	Valier Motorsport	DEU	ITE 42036 KBF39300	Energy/IAME/Komet	11	8:31.111 6.197	45.480		34
7	12	920 Donar Munding	LIE	Stern Motorsport	DEU	ITC-C12345 BIC38195	KR/IAME/Komet	11	8:34.755 9.841	45.385		32
8	-5	877 Niklas Hirsch	DEU	MSC-Langenfeld e. V. im ADAC SIM-ON	DEU	ITF39320 KBF39246	Kosmic/IAME/Komet	11	8:35.554 10.640	45.386	+ 5 sec	30
9	9	835 Jarno Wiese	DEU	VDB Kart Racing	DEU	ITE 40767 KBF10478	OTK/IAME/Komet	11	8:37.755 12.841	45.536		28
10	6	836 Max Ohsenbrink	DEU	KSL Racing Team	DEU	ITE18670 KBF1304585	Alonso/IAME/Komet	11	8:39.191 14.277	45.717		27
11	14	855 Matti Klasen	DEU	DSK e.V. Ja zum Motorsport RMW Motorsport	DEU	ITE13782 BIC39010	Tony Kart/IAME/Komet	11	8:39.415 14.501	45.751		26
12	5	923 Mehmet Efe Aybar	DEU	RMW Motorsport	DEU	NKA41197 BIF39010	OTK/IAME/Komet	11	8:39.514 14.600	45.922		25
13	1	820 Felix Maurer	DEU	DUTT MOTORSPORT by FENSTER.com	LUX	NKA41244 IBLK867	Tony Kart/IAME/Komet	11	8:40.628 15.714	45.663	+ 5 sec	24
14	12	818 Matthy Vandebroek	DEU	VDB Kart Racing	DEU	ITE 11491 KBF10478	Tony Kart/IAME/Komet	11	8:43.671 18.757	46.081		23
15	12	811 Karl Schmiederer	DEU	RS-Motorsport	DEU	ITE39775 KBF40372	CRG/IAME/Komet	11	8:44.770 19.856	46.148		22
16	-3	853 Devin Leon Ucar	DEU	ADAC Pfalz e.V. PCH Racing	DEU	ITF40418 KBF39956	Tony Kart /IAME/Komet	11	8:44.901 19.987	45.993	+ 5 sec	21
17	7	898 Hawk Baylaan White	GBR	AT Motorsport	DEU	ITE40903 BIC38996	Exprit/IAME/Komet	11	8:45.135 20.221	45.815	+ 5 sec	20
18	10	888 Louis Schütze	DEU	RF Racing	DEU	ITE 17941 KBF41358	KR/IAME/Komet	11	8:45.378 20.464	45.705	+ 5 sec	19
19	11	872 Tobias Burgstahler	DEU	ADAC Württemberg e.V. Stern Motorsport	DEU	NKA38364 KBF38195	KR/IAME/Komet	11	8:46.949 22.035	46.455		18
20	-10	815 Moritz Wolber	DEU	ADAC Südbaden e.V. NEES RACING	DEU	NKA16641 BIF17863	Maranello/IAME/Komet	11	8:47.117 22.203	46.367	+ 5 sec	17
21	10	918 Leonard Schutzmann	ARE	CRG Deutschland	DEU	ITF23 051 KBF18122	CRG/IAME/Komet	11	8:47.309 22.395	46.563		16
22	-7	806 Moritz Fischer	DEU	ADAC Pfalz e.V. DUTT MOTORSP. by FENSTER.COM	LUX	NKA26409 IBLK867	Tony Kart/IAME/Komet	11	8:47.319 22.405	45.780	+ 10 sec	15
23	9	814 Nina Aptsiauri	GEO	CRG Deutschland	DEU	ITF230054 KBF18122	CRG/IAME/Komet	11	8:48.110 23.196	46.605		14
24	-12	904 Tobias Feeser	DEU	Sonja Feeser	DEU	ITE13863 BEK1198789	KR/IAME/Komet	11	8:48.367 23.453	46.027	+ 5 sec	13
25	-5	845 Jan Waibel	DEU	ADAC Mittelrhein e.V. VDB Kart Racing	DEU	NKA12495 KBF10478	Tony Kart/IAME/Komet	11	8:48.941 24.027	45.768	+ 5 sec	12
26	-20	810 Daniel Guinhard	GBR	SFR Motorsport	GBR	ITC-C292117 IBL368379	KR/IAME/Komet	8	6:17.672 3 Laps	46.384		11
27	-19	816 Elias Schorneck	DEU	VDB Kart Racing	DEU	ITE40538 KBF10478	Tony Kart/IAME/Komet	8	9:06.953 3 Laps	47.936		10
28	-5	834 Moritz Schwing	DEU	Team NKS	DEU	ITE 12057 KBF29153	DR/IAME/Komet	4	3:17.680 7 Laps	46.760		9
29	-7	844 Kevin Wagner	DEU	MSC-Langenfeld e. V. im ADAC TB Racing Team	DEU	ITE 11828 KBF38262	KR/IAME/Komet	0				8
30	-1	824 Noel Honguero	DEU	VDB Kart Racing	DEU	NKA39248 KBF10478	Tony Kart/IAME/Komet	0				7

Not classified

DSQ	891	Luka Koullen	NLD	PCH Racing	DEU	NKA50483 BIF39956	KR/IAME/Komet	11	DSQ	45.483		1
DSQ	817	Maximilian Engelstädter	DEU	Dörr Motorsport	DEU	NKA40565 BIF38420	KR/IAME/Komet	11	DSQ	45.629	+ 5 sec	0

Announcements

- # 820,806 + 5 sec wrong starting position
- # 806,845,898,877,888,815,904,853,817 + 5 sec front fairing
- # 891,817 DQ Steward decision





X30 SENIOR

Qualifying Heat A/C

Track length: 1.110 Km
Race Started: 15:22:19
Best Lap by: 822 - Elia Weiss - 44.811

Rank	#	Driver	Nat	Sponsor Entrant	Nat	License E-License	Make	laps	T. Time Diff	Best Lap	Penalty	Points
1	0	822 Elia Weiss	DEU	DSK e.V. Ja zum Motorsport SIM-ON	DEU	ITG38504 KBF39246	Kosmic/IAME/Komet	11	8:18.897	44.811		50
2	1	812 Rocco Curcio	DEU	ADAC Württemberg e.V. AT-Motorsport	DEU	ITE29607 KBF38996	Exprit/IAME/Komet	11	8:21.435 2.538	45.002		44
3	1	891 Luka Koullen	NLD	PCH Racing	DEU	NKA50483 BIF39956	KR/IAME/Komet	11	8:22.182 3.285	45.074		41
4	3	876 Cemil Bayyati	DEU	Dörr Motorsport	DEU	ITG15366 BIF38420	KR/IAME/Komet	11	8:22.390 3.493	44.939		38
5	-3	823 Jason Bralic	NLD	SIM-ON	DEU	ITG46957 KBF39246	Kosmic/IAME/Komet	11	8:23.730 4.833	44.944		36
6	-1	830 Max Hezel	DEU	ADAC Hessen-Thüringen e.V. CV Performance Group	DEU	ITF38265 BIF38321	KR/IAME/Komet	11	8:25.314 6.417	45.140		34
7	4	809 Luis Esser	DEU	RMW Motorsport	DEU	ITE 11661 KBF39010	OTK/IAME/Komet	11	8:25.497 6.600	45.247		32
8	-2	810 Daniel Guinhard	GBR	SFR Motorsport	GBR	ITC-C292117 IBL368379	KR/IAME/Komet	11	8:26.706 7.809	45.416		30
9	7	836 Max Ohsenbrink	DEU	KSL Racing Team	DEU	ITE18670 KBF1304585	Alonso/IAME/Komet	11	8:26.901 8.004	45.227		28
10	-1	807 Marlon Vatter	DEU	AT Motorsport	DEU	ITF38543 KBF38543	Exprit/IAME/Komet	11	8:28.947 10.050	45.234		27
11	3	820 Felix Maurer	DEU	DUTT MOTORSPORT by FENSTER.com	LUX	NKA41244 IBLK867	Tony Kart/IAME/Komet	11	8:29.997 11.100	45.133		26
12	-4	816 Elias Schorneck	DEU	VDB Kart Racing	DEU	ITE40538 KBF10478	Tony Kart/IAME/Komet	11	8:30.716 11.819	45.169	+ 5 sec	25
13	5	835 Jarno Wiese	DEU	VDB Kart Racing	DEU	ITE 40767 KBF10478	OTK/IAME/Komet	11	8:32.165 13.268	45.311	+ 5 sec	24
14	1	919 Zino Fahlke	DEU	Larea GT1 Racing	DEU	ITE 16367 KBF39725	Kosmic/IAME/Komet	11	8:32.821 13.924	45.321	+ 3 sec	23
15	-5	815 Moritz Wolber	DEU	ADAC Südbaden e.V. NEES RACING	DEU	NKA16641 BIF17863	Maranello/IAME/Komet	11	8:33.685 14.788	45.335		22
16	-4	904 Tobias Feeser	DEU	Sonja Feeser	DEU	ITE13863 BEK1198789	KR/IAME/Komet	11	8:34.583 15.686	45.422	+ 5 sec	21
17	11	888 Louis Schütze	DEU	RF Racing	DEU	ITE 17941 KBF41358	KR/IAME/Komet	11	8:35.182 16.285	45.760		20
18	2	845 Jan Waibel	DEU	ADAC Mittelrhein e.V. VDB Kart Racing	DEU	NKA12495 KBF10478	Tony Kart/IAME/Komet	11	8:35.746 16.849	45.385	+ 5 sec	19
19	3	844 Kevin Wagner	DEU	MSC-Langenberg e.V. im ADAC TB Racing Team	DEU	ITE 11828 KBF38262	KR/IAME/Komet	11	8:36.534 17.637	45.419		18
20	7	921 Janec Mike Gabrich	DEU	ADAC Berlin-Brandenburg e.V. LAREA GT1 RACING	DEU	NKA38939 KBF39725	Kosmic/IAME /Komet	11	8:36.954 18.057	45.659		17
21	4	899 Luke Neubauer	DEU	AT Motorsport	DEU	ITE45043 KBF38996	OTK/IAME/Komet	11	8:38.227 19.330	45.913		16
22	9	843 Luis Simon	DEU	PCH Racing	DEU	NKA36581 KBF39956	LN/IAME/Komet	11	8:39.005 20.108	45.686		15
23	-4	821 Manuel Wagner	DEU	RS-Motorsport	DEU	ITE 39259 KBF40372	CRG/IAME/Komet	11	8:39.951 21.054	45.498		14
24	-7	808 Eric Wess	DEU	Kartshop Ampfing	DEU	ITE44964 KBF25142	Drago Corse/IAME/Komet	11	8:42.145 23.248	45.415	+ 5 sec	13
25	-12	881 Jacob Trost	DEU	ADAC Hessen-Thüringen e.V. DUTT MOTORSPORT by FENSTER.COM	LUX	NKA41233 IDCK867	Tony Kart/IAME/Komet	11	8:43.044 24.147	45.575	+ 8 sec	12
26	-2	898 Hawk Baylaan White	GBR	AT Motorsport	DEU	ITE40903 BIC38996	Exprit/IAME/Komet	11	8:45.190 26.293	45.365		11
27	2	882 Colin Hahn	DEU	Team Hemkemeyer	DEU	NKA25476 KBF42853	Falcon/IAME/Komet	11	8:46.870 27.973	46.196	+ 5 sec	10
28	2	872 Tobias Burgstahler	DEU	ADAC Württemberg e.V. Stern Motorsport	DEU	NKA38364 KBF38195	KR/IAME/Komet	11	8:49.520 30.623	46.072	+ 5 sec	9
29	3	814 Nina Aptsiauri	GEO	CRG Deutschland	DEU	ITF230054 KBF18122	CRG/IAME/Komet	11	8:50.042 31.145	46.346	+ 5 sec	8
30	-4	818 Matthy Vandebroek	DEU	VDB Kart Racing	DEU	ITE 11491 KBF10478	Tony Kart/IAME/Komet	8	6:27.585 3 Laps	46.860		7
31	-10	922 Jason Maurice Krajewski	DEU	LAREA GT1 RACING	DEU	NKA15778 KBF39725	Kosmic/IAME/Komet	0				6
32	-9	833 Jannik Remmert	DEU	VDB Kart Racing	DEU	ITE19994 KBF10478	Tony Kart/IAME/Komet	0				5

Announcements

- # 881,919 + 3 sec corridor
- # 835,845,872,882,816,904,808,814 + 5 sec front fairing
- # 881 + 5 sec causing a collision



INT. ADAC Kartrennen Kerpen

X30 SENIOR

Erftlandring Kerpen 1,110 Km

Qualifying Heat A/C

20.07.2024 15:20

Race (11 Laps) started at 15:22:19

Lap	Time of Day	Lap Tm	Diff	S1 Tm	S2 Tm	S3 Tm
(822) Elia Weiss						
1	15:23:07.178	47.480	+2.669	14.756	20.556	12.168
2	15:23:52.919	45.741	+0.930	13.550	20.255	11.936
3	15:24:38.371	45.452	+0.641	13.406	20.114	11.932
4	15:25:23.982	45.611	+0.800	13.430	20.341	11.840
5	15:26:09.088	45.106	+0.295	13.359	19.955	11.792
6	15:26:54.148	45.060	+0.249	13.260	19.959	11.841
7	15:27:39.107	44.959	+0.148	13.218	19.925	11.816
8	15:28:23.921	44.814	+0.003	13.201	19.848	11.765
9	15:29:08.847	44.926	+0.115	13.181	19.974	11.771
10	15:29:53.658	44.811		13.196	19.867	11.748
11	15:30:38.595	44.937	+0.126	13.198	19.858	11.881

Lap	Time of Day	Lap Tm	Diff	S1 Tm	S2 Tm	S3 Tm
(812) Rocco Curcio						
1	15:23:07.717	47.928	+2.926	15.194	20.603	12.131
2	15:23:54.085	46.368	+1.366	13.547	20.743	12.078
3	15:24:39.707	45.622	+0.620	13.508	20.091	12.023
4	15:25:25.286	45.579	+0.577	13.517	20.130	11.932
5	15:26:10.525	45.239	+0.237	13.348	19.935	11.956
6	15:26:55.760	45.235	+0.233	13.424	19.904	11.907
7	15:27:40.921	45.161	+0.159	13.334	19.970	11.857
8	15:28:25.961	45.040	+0.038	13.295	19.920	11.825
9	15:29:11.036	45.075	+0.073	13.335	19.880	11.860
10	15:29:56.038	45.002		13.285	19.878	11.839
11	15:30:41.133	45.095	+0.093	13.281	19.921	11.893

Lap	Time of Day	Lap Tm	Diff	S1 Tm	S2 Tm	S3 Tm
(891) Luka Koullon						
1	15:23:07.893	47.913	+2.839	15.260	20.523	12.130
2	15:23:53.704	45.811	+0.737	13.520	20.248	12.043
3	15:24:39.524	45.820	+0.746	13.606	20.152	12.062
4	15:25:25.108	45.584	+0.510	13.532	20.106	11.946
5	15:26:10.348	45.240	+0.166	13.359	19.962	11.919
6	15:26:55.991	45.643	+0.569	13.751	19.939	11.953
7	15:27:41.244	45.253	+0.179	13.426	19.946	11.881
8	15:28:26.447	45.203	+0.129	13.304	19.972	11.927
9	15:29:11.609	45.162	+0.088	13.367	19.886	11.909
10	15:29:56.806	45.197	+0.123	13.334	19.916	11.947
11	15:30:41.880	45.074		13.310	19.921	11.843

Lap	Time of Day	Lap Tm	Diff	S1 Tm	S2 Tm	S3 Tm
(876) Cemil Bayyati						
1	15:23:09.074	48.869	+3.930	15.519	21.139	12.211
2	15:23:55.090	46.016	+1.077	13.745	20.275	11.996
3	15:24:40.586	45.496	+0.557	13.419	20.139	11.938
4	15:25:25.964	45.378	+0.439	13.480	20.014	11.884
5	15:26:11.372	45.408	+0.469	13.397	20.129	11.882
6	15:26:56.493	45.121	+0.182	13.320	19.962	11.839
7	15:27:41.756	45.263	+0.324	13.392	20.061	11.810
8	15:28:26.883	45.127	+0.188	13.277	20.044	11.806
9	15:29:11.822	44.939		13.303	19.852	11.784
10	15:29:57.028	45.206	+0.267	13.361	19.983	11.862
11	15:30:42.088	45.060	+0.121	13.330	19.879	11.851

Lap	Time of Day	Lap Tm	Diff	S1 Tm	S2 Tm	S3 Tm
(823) Jason Bralic						
1	15:23:08.599	48.734	+3.790	15.574	20.931	12.229
2	15:23:55.303	46.704	+1.760	14.427	20.280	11.997
3	15:24:41.046	45.743	+0.799	13.494	20.275	11.974
4	15:25:26.952	45.906	+0.962	13.537	20.298	12.071
5	15:26:12.195	45.243	+0.299	13.382	20.041	11.820
6	15:26:57.210	45.015	+0.071	13.302	19.857	11.856
7	15:27:42.154	44.944		13.311	19.851	11.782
8	15:28:27.303	45.149	+0.205	13.338	19.954	11.857
9	15:29:12.541	45.238	+0.294	13.396	19.995	11.847
10	15:29:58.351	45.810	+0.866	13.502	20.419	11.889
11	15:30:43.428	45.077	+0.133	13.279	19.904	11.894

Lap	Time of Day	Lap Tm	Diff	S1 Tm	S2 Tm	S3 Tm
(830) Max Hezel						
1	15:23:07.437	47.533	+2.393	14.655	20.597	12.281
2	15:23:53.567	46.130	+0.990	13.581	20.328	12.221
3	15:24:40.104	46.537	+1.397	14.204	20.212	12.121
4	15:25:25.721	45.617	+0.477	13.426	20.269	11.922
5	15:26:11.197	45.476	+0.336	13.354	20.238	11.884
6	15:26:56.337	45.140		13.330	19.895	11.915
7	15:27:41.551	45.214	+0.074	13.374	19.956	11.884

Lap	Time of Day	Lap Tm	Diff	S1 Tm	S2 Tm	S3 Tm
8	15:28:27.170	45.619	+0.479	13.343	20.338	11.938
9	15:29:12.450	45.280	+0.140	13.411	19.920	11.949
10	15:29:59.627	47.177	+2.037	13.478	21.286	12.413
11	15:30:45.012	45.385	+0.245	13.350	20.070	11.965

Lap	Time of Day	Lap Tm	Diff	S1 Tm	S2 Tm	S3 Tm
(809) Luis Esser						
1	15:23:08.812	48.385	+3.138	15.175	21.032	12.178
2	15:23:54.841	46.029	+0.782	13.523	20.356	12.150
3	15:24:40.869	46.028	+0.781	13.534	20.505	11.989
4	15:25:27.498	46.629	+1.382	13.568	21.040	12.021
5	15:26:12.837	45.339	+0.092	13.378	20.039	11.922
6	15:26:58.223	45.386	+0.139	13.384	20.022	11.980
7	15:27:43.840	45.617	+0.370	13.614	20.089	11.914
8	15:28:29.126	45.286	+0.039	13.343	20.020	11.923
9	15:29:14.373	45.247		13.364	19.991	11.892
10	15:29:59.898	45.525	+0.278	13.465	19.995	12.065
11	15:30:45.195	45.297	+0.050	13.338	20.048	11.911

Lap	Time of Day	Lap Tm	Diff	S1 Tm	S2 Tm	S3 Tm
(816) Elias Schorneck						
1	15:23:09.385	49.081	+3.912	15.557	21.191	12.333
2	15:23:55.832	46.447	+1.278	14.063	20.317	12.067
3	15:24:41.920	46.088	+0.919	13.601	20.456	12.031
4	15:25:27.623	45.703	+0.534	13.449	20.268	11.986
5	15:26:13.212	45.589	+0.420	13.534	20.048	12.007
6	15:26:58.514	45.302	+0.133	13.317	19.981	12.004
7	15:27:44.304	45.790	+0.621	13.627	20.269	11.894
8	15:28:29.541	45.237	+0.068	13.341	20.008	11.888
9	15:29:14.710	45.169		13.330	19.958	11.881
10	15:30:00.092	45.382	+0.213	13.437	19.972	11.973
11	15:30:45.414	45.322	+0.163	13.309	20.080	11.933

Lap	Time of Day	Lap Tm	Diff	S1 Tm	S2 Tm	S3 Tm
(810) Daniel Guinchard						
1	15:23:08.421	48.311	+2.895	15.271	20.791	12.249
2	15:23:54.696	46.275	+0.859	13.734	20.411	12.130
3	15:24:40.517	45.821	+0.405	13.498	20.283	12.040
4	15:25:26.844	46.327	+0.911	13.835	20.457	12.035
5	15:26:12.641	45.797	+0.381	13.701	20.124	11.972
6	15:26:58.058	45.417	+0.001	13.379	20.074	11.964
7	15:27:44.632	46.574	+1.158	13.972	20.570	12.032
8	15:28:30.110	45.478	+0.062	13.379	20.112	11.987
9	15:29:15.537	45.427	+0.011	13.359	20.141	11.927
10	15:30:00.953	45.416		13.368	20.048	12.000
11	15:30:46.404	45.451	+0.035	13.351	20.104	11.996

Lap	Time of Day	Lap Tm	Diff	S1 Tm	S2 Tm	S3 Tm
(836) Max Ohnsenbrink						
1	15:23:10.063	49.301	+4.074	15.551	21.498	12.252
2	15:23:56.184	46.121	+0.894	13.711	20.345	12.065
3	15:24:42.828	46.644	+1.417	13.559	21.002	12.083
4	15:25:28.575	45.747	+0.520	13.525	20.277	11.945
5	15:26:14.094	45.519	+0.292	13.458	20.096	11.965
6	15:26:59.640	45.546	+0.319	13.499	20.136	11.911
7	15:27:45.099	45.459	+0.232	13.457	20.059	11.943
8	15:28:30.326	45.227		13.359	19.966	11.902
9	15:29:15.729	45.403	+0.176	13.441	20.0	



INT. ADAC Kartrennen Kerpen

X30 SENIOR

Erftlandring Kerpen 1,110 Km

Qualifying Heat A/C

20.07.2024 15:20

Race (11 Laps) started at 15:22:19

Lap	Time of Day	Lap Tm	Diff	S1 Tm	S2 Tm	S3 Tm
4	15:25:29.598	45.513	+0.279	13.483	20.131	11.899
5	15:26:16.218	46.620	+1.386	14.256	20.527	11.837
6	15:27:01.755	45.537	+0.303	13.394	20.240	11.903
7	15:27:47.293	45.538	+0.304	13.601	19.994	11.943
8	15:28:32.644	45.351	+0.117	13.356	20.001	11.994
9	15:29:17.966	45.322	+0.088	13.343	19.962	12.017
10	15:30:03.411	45.445	+0.211	13.433	20.064	11.948
11	15:30:48.645	45.234		13.383	19.946	11.905

(904) Tobias Feeser

1	15:23:11.244	50.681	+5.259	16.270	21.746	12.665
2	15:23:57.427	46.183	+0.761	13.738	20.375	12.070
3	15:24:43.731	46.304	+0.882	13.425	20.481	12.398
4	15:25:29.583	45.852	+0.430	13.406	20.220	12.226
5	15:26:15.734	46.151	+0.729	14.003	20.148	12.000
6	15:27:01.551	45.817	+0.395	13.698	20.206	11.913
7	15:27:46.995	45.444	+0.022	13.435	20.080	11.929
8	15:28:32.421	45.426	+0.004	13.424	20.061	11.941
9	15:29:17.843	45.422		13.362	20.100	11.960
10	15:30:03.754	45.911	+0.489	13.758	20.177	11.976
11	15:30:49.281	45.527	+0.105	13.440	20.175	11.912

(820) Felix Maurer

1	15:23:11.631	50.949	+5.816	16.558	21.655	12.736
2	15:23:59.363	47.732	+2.599	13.754	20.274	13.704
3	15:24:46.372	47.009	+1.876	14.694	20.274	12.041
4	15:25:32.041	45.669	+0.536	13.442	20.213	12.014
5	15:26:17.511	45.470	+0.337	13.525	19.991	11.954
6	15:27:02.878	45.367	+0.234	13.436	20.036	11.895
7	15:27:48.823	45.945	+0.812	13.675	20.217	12.053
8	15:28:33.986	45.163	+0.030	13.301	19.911	11.951
9	15:29:19.119	45.133		13.328	19.909	11.896
10	15:30:04.372	45.253	+0.120	13.331	19.986	11.936
11	15:30:49.695	45.323	+0.190	13.381	19.997	11.945

(845) Jan Waibel

1	15:23:12.191	51.129	+5.744	16.421	21.760	12.948
2	15:23:58.875	46.684	+1.299	13.776	20.730	12.178
3	15:24:44.819	45.944	+0.559	13.498	20.422	12.024
4	15:25:30.616	45.797	+0.412	13.427	20.390	11.980
5	15:26:16.797	46.181	+0.796	13.622	20.565	11.994
6	15:27:02.387	45.590	+0.205	13.454	20.184	11.952
7	15:27:47.938	45.551	+0.166	13.393	20.187	11.971
8	15:28:33.498	45.560	+0.175	13.424	20.193	11.943
9	15:29:18.886	45.388	+0.003	13.426	20.059	11.903
10	15:30:04.271	45.385		13.336	20.060	11.989
11	15:30:50.444	46.173	+0.788	13.942	20.236	11.995

(919) Zino Fahlke

1	15:23:11.565	50.239	+4.918	15.743	21.698	12.798
2	15:23:58.597	47.032	+1.711	14.243	20.530	12.259
3	15:24:44.400	45.803	+0.482	13.614	20.109	12.080
4	15:25:30.132	45.732	+0.411	13.514	20.242	11.976
5	15:26:16.469	46.337	+1.016	13.803	20.545	11.989
6	15:27:02.130	45.661	+0.340	13.412	20.049	12.200
7	15:27:47.650	45.520	+0.199	13.460	20.103	11.957
8	15:28:32.971	45.321		13.402	19.977	11.942
9	15:29:18.346	45.375	+0.054	13.398	19.989	11.988
10	15:30:03.954	45.608	+0.287	13.428	20.093	12.087
11	15:30:49.519	45.565	+0.244	13.432	20.077	12.056

(815) Moritz Wolber

1	15:23:12.411	51.977	+6.642	15.800	22.022	14.155
2	15:23:59.978	47.567	+2.232	14.625	20.737	12.205
3	15:24:46.191	46.213	+0.878	13.901	20.262	12.050
4	15:25:32.420	46.229	+0.894	13.840	20.461	11.928
5	15:26:18.269	45.849	+0.514	13.793	20.185	11.871
6	15:27:03.604	45.335		13.426	20.045	11.864
7	15:27:49.698	46.094	+0.759	13.391	20.613	12.090
8	15:28:35.639	45.941	+0.606	13.583	20.099	12.259
9	15:29:22.172	46.533	+1.198	14.146	20.412	11.975
10	15:30:08.022	45.850	+0.515	13.509	20.194	12.147
11	15:30:53.383	45.361	+0.026	13.463	19.989	11.909

(888) Louis Schütze

1	15:23:12.434	50.728	+4.968	15.900	21.721	13.107
2	15:23:59.142	46.708	+0.948	14.078	20.404	12.226
3	15:24:45.034	45.892	+0.132	13.582	20.292	12.018
4	15:25:30.906	45.872	+0.112	13.496	20.338	12.038
5	15:26:17.006	46.100	+0.340	13.465	20.545	12.090
6	15:27:02.807	45.801	+0.041	13.457	20.226	12.118
7	15:27:49.613	46.806	+1.046	13.644	21.089	12.073
8	15:28:35.668	46.055	+0.295	13.834	20.144	12.077
9	15:29:22.582	46.914	+1.154	14.196	20.616	12.102
10	15:30:09.120	46.538	+0.778	14.051	20.346	12.141
11	15:30:54.880	45.760		13.578	20.168	12.014

(844) Kevin Wagner

1	15:23:11.864	50.725	+5.306	15.960	21.913	12.852
2	15:23:58.376	46.512	+1.093	13.780	20.503	12.229
3	15:24:44.152	45.776	+0.357	13.466	20.262	12.048
4	15:25:29.931	45.779	+0.360	13.571	20.221	11.987
5	15:26:22.955	53.024	+7.605	13.764	26.181	13.079
6	15:27:08.711	45.756	+0.337	13.668	20.151	11.937
7	15:27:54.130	45.419		13.425	20.104	11.890
8	15:28:39.595	45.465	+0.046	13.372	20.166	11.927
9	15:29:25.086	45.491	+0.072	13.460	20.109	11.922
10	15:30:10.749	45.663	+0.244	13.489	20.189	11.985
11	15:30:56.232	45.483	+0.064	13.410	20.122	11.951

(921) Janec Mike Gabrich

1	15:23:13.861	50.053	+4.394	15.744	21.345	12.964
2	15:24:01.590	47.729	+2.070	14.698	20.754	12.277
3	15:24:48.475	46.885	+1.226	14.074	20.490	12.321
4	15:25:34.914	46.439	+0.780	13.989	20.357	12.093
5	15:26:21.314	46.400	+0.741	14.056	20.303	12.041
6	15:27:07.130	45.816	+0.157	13.626	20.233	11.957
7	15:27:53.158	46.028	+0.369	13.668	20.291	12.069
8	15:28:39.085	45.927	+0.268	13.586	20.240	12.101
9	15:29:24.917	45.832	+0.173	13.619	20.179	12.034
10	15:30:10.993	46.076	+0.417	13.890	20.210	11.976
11	15:30:56.652	45.659		13.510	20.164	11.985

(808) Eric Wess

1	15:23:14.089	50.747	+5.332	17.246	21.054	12.447
2	15:24:01.013	46.924	+1.509	14.103	20.326	12.495
3	15:24:49.305	48.292	+2.877			11.982
4	15:25:35.499	46.194	+0.779	13.888	20.262	12.044
5	15:26:23.100	47.601	+2.186	13.942	20.724	12.935
6	15:27:08.956	45.856	+0.441	13.739	20.061	12.056
7	15:27:54.430	45.474	+0.059	13.433	20.135	11.906
8	15:28:39.845	45.415		13.368	20.072	11.975
9	15:29:25.535	45.690	+0.275	13.492	20.277	11.921
10	15:30:11.226	45.691	+0.276	13.523	20.164	12.004
11	15:30:56.843	45.617	+0.202	13.439	20.095	12.083

(881) Jacob Trost

1	15:23:12.502	50.595	+5.020	15.875	21.668	13.052
2	15:23:59.655	47.153	+1.578	14.211	20.705	12.237
3	15:24:46.039	46.384	+0.809	13.802	20.450	12.132
4	15:25:31.938	45.899	+0.324	13.526	20.313	12.060
5	15:26:18.759	46.821	+1.246	14.148	20.580	12.093
6	15:27:04.334	45.575		13.484	20.189	11.902
7	15:27:50.041	45.707	+0.132	13.500	20.174	12.033
8	15:28:35.811	45.770	+0.195	13.595	20.151	12.024
9	15:29:22.055	46.244	+0.669	13.866	20.382	11.996
10	15:30:08.938	46.883	+1.308	14.465	20.261	12.157
11	15:30:54.742	45.804	+0.229	13.587	20.256	11.961

(899) Luke Neubauer

1	15:23:13.717	50.554	+4.641	16.025	21.474	13.055
2	15:24:00.852	47.135	+1.222	13.988	20.693	12.454
3	15:24:47.645	46.793	+0.880	14.186	20.555	12.052
4	15:25:34.750	47.105	+1.192	13.711	21.246	12.148
5	15:26:20.897	46.147	+0.234	13.670	20.390	12.087
6	15:27:06.997	46.100	+0.187	13.555	20.553	11.992
7	15:27:53.297	46.300	+0.387	13.971	20.287	12.042
8	15:28:39.432	46.135	+0.222	13.554	20.600	11.981

Orbits



INT. ADAC Kartrennen Kerpen

X30 SENIOR

Erftlandring Kerpen 1,110 Km

Qualifying Heat A/C

20.07.2024 15:20

Race (11 Laps) started at 15:22:19

Lap	Time of Day	Lap Tm	Diff	S1 Tm	S2 Tm	S3 Tm
9	15:29:25.345	45.913		13.497	20.459	11.957
10	15:30:11.797	46.452	+0.539	13.619	20.735	12.098
11	15:30:57.925	46.128	+0.215	13.486	20.580	12.062

(843) Luis Simon

1	15:23:14.414	50.012	+4.326	16.358	21.289	12.365
2	15:24:02.240	47.826	+2.140	14.418	21.025	12.383
3	15:24:48.751	46.511	+0.825	13.658	20.709	12.144
4	15:25:36.123	47.372	+1.686	14.683	20.642	12.047
5	15:26:23.284	47.161	+1.475	13.594	20.833	12.734
6	15:27:09.369	46.085	+0.399	13.676	20.244	12.165
7	15:27:55.082	45.713	+0.027	13.490	20.182	12.041
8	15:28:40.768	45.636		13.496	20.187	12.003
9	15:29:26.519	45.751	+0.065	13.560	20.216	11.975
10	15:30:12.749	46.230	+0.544	13.545	20.596	12.089
11	15:30:58.703	45.954	+0.268	13.538	20.345	12.071

(821) Manuel Wagner

1	15:23:14.547	51.025	+5.527	17.353	21.244	12.428
2	15:24:01.950	47.403	+1.905	14.206	21.001	12.196
3	15:24:48.595	46.645	+1.147	13.843	20.500	12.302
4	15:25:35.046	46.451	+0.953	14.241	20.150	12.060
5	15:26:25.651	50.605	+5.107	14.228	23.157	13.220
6	15:27:11.367	45.716	+0.218	13.556	20.147	12.013
7	15:27:57.273	45.906	+0.408	13.507	20.005	12.394
8	15:28:42.771	45.498		13.625	19.971	11.902
9	15:29:28.344	45.573	+0.075	13.532	20.137	11.904
10	15:30:13.980	45.636	+0.138	13.539	20.060	12.037
11	15:30:59.649	45.669	+0.171	13.550	20.176	11.943

(882) Colin Hahn

1	15:23:13.739	50.393	+4.197	15.544	21.514	13.335
2	15:24:02.880	49.141	+2.945	15.181	21.731	12.229
3	15:24:49.879	46.999	+0.803	13.731	21.034	12.234
4	15:25:37.018	47.139	+0.943	14.029	20.794	12.316
5	15:26:23.649	46.631	+0.435	13.783	20.618	12.230
6	15:27:09.966	46.317	+0.121	13.701	20.412	12.204
7	15:27:56.162	46.196		13.628	20.488	12.080
8	15:28:42.460	46.298	+0.102	13.653	20.509	12.136
9	15:29:29.063	46.603	+0.407	13.731	20.800	12.072
10	15:30:15.271	46.208	+0.012	13.713	20.370	12.125
11	15:31:01.568	46.297	+0.101	13.760	20.452	12.085

(872) Tobias Burgstahler

1	15:23:12.779	50.607	+4.535	15.830	21.985	12.792
2	15:24:00.412	47.633	+1.561	14.354	20.902	12.377
3	15:24:47.360	46.948	+0.876	13.864	20.726	12.358
4	15:25:34.679	47.319	+1.247	13.821	21.209	12.289
5	15:26:25.479	50.800	+4.728	14.438	23.055	13.307
6	15:27:12.002	46.523	+0.451	13.898	20.399	12.226
7	15:27:58.488	46.486	+0.414	13.597	20.590	12.299
8	15:28:44.825	46.337	+0.265	13.597	20.478	12.262
9	15:29:30.897	46.072		13.483	20.411	12.178
10	15:30:17.693	46.796	+0.724	13.731	20.797	12.268
11	15:31:04.218	46.525	+0.453	13.606	20.623	12.296

(814) Nina Aptsiauri

1	15:23:13.622	51.610	+5.264	16.163	22.202	13.245
2	15:24:03.194	49.572	+3.226	15.046	22.118	12.408
3	15:24:50.649	47.455	+1.109	14.044	20.984	12.427
4	15:25:37.253	46.604	+0.258	13.839	20.521	12.244
5	15:26:24.308	47.055	+0.709	13.980	20.727	12.348
6	15:27:10.654	46.346		13.591	20.471	12.284
7	15:27:57.202	46.548	+0.202	13.536	20.481	12.531
8	15:28:43.955	46.753	+0.407	13.869	20.525	12.359
9	15:29:30.556	46.601	+0.255	13.736	20.575	12.290
10	15:30:17.329	46.773	+0.427	13.858	20.643	12.272
11	15:31:04.740	47.411	+1.065	13.850	21.246	12.315

(898) Hawk Baylaan White

1	15:23:10.948	49.708	+4.343	15.394	21.654	12.660
2	15:23:57.198	46.250	+0.885	13.696	20.384	12.170
3	15:24:43.487	46.289	+0.924	13.444	20.612	12.233
4	15:25:29.522	46.035	+0.670	13.481	20.226	12.328

Lap	Time of Day	Lap Tm	Diff	S1 Tm	S2 Tm	S3 Tm
5	15:26:15.617	46.095	+0.730	13.861	20.248	11.986
6	15:27:16.585	1:00.968	+15.603	13.705	35.082	12.181
7	15:28:02.129	45.544	+0.179	13.447	20.122	11.975
8	15:28:47.494	45.365		13.365	20.130	11.870
9	15:29:33.821	46.327	+0.962	14.224	20.194	11.909
10	15:30:19.253	45.432	+0.067	13.319	20.114	11.999
11	15:31:04.888	45.635	+0.270	13.361	20.105	12.169

(818) Matthy Vandebroek

1	15:23:12.672	51.060	+4.200	16.302	21.998	12.760
2	15:24:00.663	47.991	+1.131	14.616	21.000	12.375
3	15:24:48.284	47.621	+0.761	14.662	20.697	12.262
4	15:25:36.715	48.431	+1.571	15.486	20.763	12.182
5	15:26:24.104	47.389	+0.529	14.327	20.731	12.331
6	15:27:10.964	46.860		14.075	20.514	12.271
7	15:27:59.300	48.336	+1.476	14.204	20.759	13.373
8	15:28:47.283	47.983	+1.123	14.585	20.923	12.475

INT. ADAC Kartrennen Kerpen

Lapchart

X30 SENIOR

Erftlandring Kerpen 1,110 Km

Qualifying Heat A/C

20.07.2024 15:20

Race (11 Laps) started at 15:22:19

Competitors	Laps											
	0	1	2	3	4	5	6	7	8	9	10	11
Elia Weiss (822)	1	822	822	822	822	822	822	822	822	822	822	822
Rocco Curcio (812)	2	812	830	830	891	891	891	812	812	812	812	812
Jason Bralic (823)	3	823	812	891	812	812	891	891	891	891	891	891
Max Hezel (830)	4	830	891	812	830	830	830	830	876	876	876	876
Luka Koullen (891)	5	891	810	810	810	876	876	876	876	830	830	823
Daniel Guinhard (810)	6	810	823	809	876	810	823	823	823	823	830	830
Cemil Bayyati (876)	7	876	809	876	809	823	810	810	809	809	809	809
Elias Schorneck (816)	8	816	876	823	823	809	809	809	816	816	816	816
Marlon Vatter (807)	9	807	816	807	816	816	816	810	810	810	810	810
Luis Esser (809)	10	809	807	816	836	836	836	836	836	836	836	836
Moritz Wolber (815)	11	815	836	836	835	835	835	835	835	835	835	835
Tobias Feeser (904)	12	904	835	835	898	898	898	904	904	904	904	807
Felix Maurer (820)	13	820	898	898	904	904	904	807	807	807	807	904
Max Ohsenbrink (836)	14	836	904	904	807	807	807	919	919	919	919	919
Jarno Wiese (835)	15	835	919	844	844	844	919	845	845	845	845	820
Jan Waibel (845)	16	845	820	919	919	919	845	888	820	820	820	845
Kevin Wagner (844)	17	844	844	845	845	845	888	820	888	815	881	815
Hawk Baylaan White (898)	18	898	845	888	888	888	820	815	815	888	815	881
Zino Fahlke (919)	19	919	815	820	881	881	815	881	881	881	888	888
Matthy Vandebroek (818)	20	818	888	881	815	820	881	899	921	921	921	844
Louis Schütze (888)	21	888	881	815	820	815	899	921	899	899	844	921
Jacob Trost (881)	22	881	818	872	872	872	921	844	844	844	899	808
Nina Aptsiauri (814)	23	814	872	818	899	899	844	808	808	808	808	899
Tobias Burgstahler (872)	24	872	814	899	818	921	808	843	843	843	843	843
Luke Neubauer (899)	25	899	899	808	921	821	843	882	882	882	821	821
Eric Wess (808)	26	808	882	921	821	808	882	814	814	821	882	882
Colin Hahn (882)	27	882	921	821	843	843	818	818	821	814	814	872
Manuel Wagner (821)	28	821	808	843	808	818	814	821	872	872	872	814
Janec Mike Gabrich (921)	29	921	843	882	882	882	872	872	818	818	898	898
Luis Simon (843)	30	843	821	814	814	814	821	898	898	898		
-	31											
-	32											





X30 SENIOR

Qualifying Heat A/C Rev 2

Track length: 1.110 Km
Race Started: 15:22:19
Best Lap by: 822 - Elia Weiss - 44.811

Rank	#	Driver	Nat	Sponsor Entrant	Nat	License E-License	Make	laps	T. Time Diff	Best Lap	Penalty	Points
1	0	822 Elia Weiss	DEU	DSK e.V. Ja zum Motorsport SIM-ON	DEU	ITG38504 KBF39246	Kosmic/IAME/Komet	11	8:18.897	44.811		50
2	1	812 Rocco Curcio	DEU	ADAC Württemberg e.V. AT-Motorsport	DEU	ITE29607 KBF38996	Exprit/IAME/Komet	11	8:21.435 2.538	45.002		44
3	1	891 Luka Koullen	NLD	PCH Racing	DEU	NKA50483 BIF39956	KR/IAME/Komet	11	8:22.182 3.285	45.074		41
4	3	876 Cemil Bayyati	DEU	Dörr Motorsport	DEU	ITG15366 BIF38420	KR/IAME/Komet	11	8:22.390 3.493	44.939		38
5	-3	823 Jason Bralic	NLD	SIM-ON	DEU	ITG46957 KBF39246	Kosmic/IAME/Komet	11	8:23.730 4.833	44.944		36
6	-1	830 Max Hezel	DEU	ADAC Hessen-Thüringen e.V. CV Performance Group	DEU	ITF38265 BIF38321	KR/IAME/Komet	11	8:25.314 6.417	45.140		34
7	4	809 Luis Esser	DEU	RMW Motorsport	DEU	ITE 11661 KBF39010	OTK/IAME/Komet	11	8:25.497 6.600	45.247		32
8	-2	810 Daniel Guinhard	GBR	SFR Motorsport	GBR	ITC-C292117 IBL368379	KR/IAME/Komet	11	8:26.706 7.809	45.416		30
9	7	836 Max Ohsenbrink	DEU	KSL Racing Team	DEU	ITE18670 KBF1304585	Alonso/IAME/Komet	11	8:26.901 8.004	45.227		28
10	4	820 Felix Maurer	DEU	DUTT MOTORSPORT by FENSTER.com	LUX	NKA41244 IBLK867	Tony Kart/IAME/Komet	11	8:29.997 11.100	45.133		27
11	-3	816 Elias Schorneck	DEU	VDB Kart Racing	DEU	ITE40538 KBF10478	Tony Kart/IAME/Komet	11	8:30.716 11.819	45.169	+ 5 sec	26
12	6	835 Jarno Wiese	DEU	VDB Kart Racing	DEU	ITE 40767 KBF10478	OTK/IAME/Komet	11	8:32.165 13.268	45.311	+ 5 sec	25
13	2	919 Zino Fahike	DEU	Larea GT1 Racing	DEU	ITE 16367 KBF39725	Kosmic/IAME/Komet	11	8:32.821 13.924	45.321	+ 3 sec	24
14	-4	815 Moritz Wolber	DEU	ADAC Südbaden e.V. NEES RACING	DEU	NKA16641 BIF17863	Maranello/IAME/Komet	11	8:33.685 14.788	45.335		23
15	-6	807 Marlon Vatter	DEU	AT Motorsport	DEU	ITF38543 KBF38543	Exprit/IAME/Komet	11	8:33.947 15.050	45.234	+ 5 sec	22
16	-4	904 Tobias Feeser	DEU	Sonja Feeser	DEU	ITE13863 BEK1198789	KR/IAME/Komet	11	8:34.583 15.686	45.422	+ 5 sec	21
17	11	888 Louis Schütze	DEU	RF Racing	DEU	ITE 17941 KBF41358	KR/IAME/Komet	11	8:35.182 16.285	45.760		20
18	2	845 Jan Waibel	DEU	ADAC Mittelrhein e.V. VDB Kart Racing	DEU	NKA12495 KBF10478	Tony Kart/IAME/Komet	11	8:35.746 16.849	45.385	+ 5 sec	19
19	3	844 Kevin Wagner	DEU	MSC-Langensfeld e. V. im ADAC TB Racing Team	DEU	ITE 11828 KBF38262	KR/IAME/Komet	11	8:36.534 17.637	45.419		18
20	7	921 Janec Mike Gabrich	DEU	ADAC Berlin-Brandenburg e.V. LAREA GT1 RACING	DEU	NKA38939 KBF39725	Kosmic/IAME /Komet	11	8:36.954 18.057	45.659		17
21	4	899 Luke Neubauer	DEU	AT Motorsport	DEU	ITE45043 KBF38996	OTK/IAME/Komet	11	8:38.227 19.330	45.913		16
22	9	843 Luis Simon	DEU	PCH Racing	DEU	NKA36581 KBF39956	LN/IAME/Komet	11	8:39.005 20.108	45.686		15
23	-4	821 Manuel Wagner	DEU	RS-Motorsport	DEU	ITE 39259 KBF40372	CRG/IAME/Komet	11	8:39.951 21.054	45.498		14
24	-7	808 Eric Wess	DEU	Kartshop Ampfing	DEU	ITE44964 KBF25142	Drago Corse/IAME/Komet	11	8:42.145 23.248	45.415	+ 5 sec	13
25	-12	881 Jacob Trost	DEU	ADAC Hessen-Thüringen e.V. DUTT MOTORSPORT by FENSTER.COM	LUX	NKA41233 IDCK867	Tony Kart/IAME/Komet	11	8:43.044 24.147	45.575	+ 8 sec	12
26	-2	898 Hawk Baylaan White	GBR	AT Motorsport	DEU	ITE40903 BIC38996	Exprit/IAME/Komet	11	8:45.190 26.293	45.365		11
27	2	882 Colin Hahn	DEU	Team Hemkemeyer	DEU	NKA25476 KBF42853	Falcon/IAME/Komet	11	8:46.870 27.973	46.196	+ 5 sec	10
28	2	872 Tobias Burgstahler	DEU	ADAC Württemberg e.V. Stern Motorsport	DEU	NKA38364 KBF38195	KR/IAME/Komet	11	8:49.520 30.623	46.072	+ 5 sec	9
29	3	814 Nina Aptsiauri	GEO	CRG Deutschland	DEU	ITF230054 KBF18122	CRG/IAME/Komet	11	8:50.042 31.145	46.346	+ 5 sec	8
30	-4	818 Matthy Vandebroek	DEU	VDB Kart Racing	DEU	ITE 11491 KBF10478	Tony Kart/IAME/Komet	8	6:27.585 3 Laps	46.860		7
31	-10	922 Jason Maurice Krajewski	DEU	LAREA GT1 RACING	DEU	NKA15778 KBF39725	Kosmic/IAME/Komet	0				6
32	-9	833 Jannik Remmert	DEU	VDB Kart Racing	DEU	ITE19994 KBF10478	Tony Kart/IAME/Komet	0				5

Announcements

- # 881,919 + 3 sec corridor
- # 835,845,872,882,816,904,808,814 + 5 sec front fairing
- # 881 + 5 sec causing a collision
- # 807 + 5 sec push





X30 SENIOR

Qualifying Heat A/B

Track length: 1.110 Km

Race Started: 17:56:50

Best Lap by: 895 - Phil Colin Streng - 44.499

Rank	#	Driver	Nat	Sponsor Entrant	Nat	License E-License	Make	laps	T. Time Diff	Best Lap	Penalty	Points
1	0	822 Elia Weiss	DEU	DSK e.V. Ja zum Motorsport SIM-ON	DEU	ITG38504 KBF39246	Kosmic/IAME/Komet	11	8:16.009	44.610		50
2	3	830 Max Hezel	DEU	ADAC Hessen-Thüringen e.V. CV Performance Group	DEU	ITF38265 BIF38321	KR/IAME/Komet	11	8:18.964 2.955	44.948		44
3	1	877 Niklas Hirsch	DEU	MSC-Langenberg e.V. im ADAC SIM-ON	DEU	ITF39320 KBF39246	Kosmic/IAME/Komet	11	8:20.429 4.420	44.897		41
4	4	829 Lutz Ohsenbrink	DEU	KSL Racing Team	DEU	ITE40759 KBF1304585	Alonso/IAME/Komet	11	8:20.675 4.666	44.737		38
5	1	887 Torben Gröndahl	DEU	MSC Groß Dölln e.V. im ADAC CV Performance Group	DEU	ITC-C14120 BIF38321	KR/IAME/Komet	11	8:20.960 4.951	44.755		36
6	-3	812 Rocco Curcio	DEU	ADAC Württemberg e.V. AT-Motorsport	DEU	ITE29607 KBF38996	Exprit/IAME/Komet	11	8:21.298 5.289	44.778		34
7	0	876 Cemil Bayyati	DEU	Dörr Motorsport	DEU	ITG15366 BIF38420	KR/IAME/Komet	11	8:21.519 5.510	44.723		32
8	3	809 Luis Esser	DEU	RMW Motorsport	DEU	ITE 11661 KBF39010	OTK/IAME/Komet	11	8:22.538 6.529	44.974		30
9	-7	895 Phil Colin Streng	DEU	ADAC Württemberg e.V. Ebert Motorsport	DEU	ITE42785 EL38528	LN/IAME/Komet	11	8:22.985 6.976	44.499		28
10	0	884 Davin Singer	DEU	ADAC Südbaden e.V. CV Performance Group	DEU	ITE 23384 BIF38321	KR/IAME/Komet	11	8:25.277 9.268	44.927		27
11	3	853 Devin Leon Ucar	DEU	ADAC Pfalz e.V. PCH Racing	DEU	ITF40418 KBF39956	Tony Kart /IAME/Komet	11	8:26.621 10.612	45.126		26
12	3	919 Zino Fahlke	DEU	Larea GT1 Racing	DEU	ITE 16367 KBF39725	Kosmic/IAME/Komet	11	8:26.713 10.704	45.033		25
13	6	821 Manuel Wagner	DEU	RS-Motorsport	DEU	ITE 39259 KBF40372	CRG/IAME/Komet	11	8:28.561 12.552	45.273		24
14	3	808 Eric Wess	DEU	Kartshop Ampfing	DEU	ITE44964 KBF25142	Drago Corse/IAME/Komet	11	8:28.706 12.697	45.228		23
15	-2	881 Jacob Trost	DEU	ADAC Hessen-Thüringen e.V. DUTT MOTORSPORT by FENSTER.COM	LUX	NKA41233 IDCK867	Tony Kart/IAME/Komet	11	8:29.406 13.397	45.419		22
16	-4	854 Daniel Brozovic	DEU	Valier Motorsport	DEU	ITE 42036 KBF39300	Energy/IAME/Komet	11	8:30.995 14.986	44.959	+ 5 sec	21
17	9	855 Matti Klasen	DEU	DSK e.V. Ja zum Motorsport RMW Motorsport	DEU	ITE13782 BIC39010	Tony Kart/IAME/Komet	11	8:31.572 15.563	45.609		20
18	-2	806 Moritz Fischer	DEU	ADAC Pfalz e.V. DUTT MOTORSP. by FENSTER.COM	LUX	NKA26409 IBLK867	Tony Kart/IAME/Komet	11	8:33.924 17.915	45.165	+ 5 sec	19
19	9	811 Karl Schmiederer	DEU	RS-Motorsport	DEU	ITE39775 KBF40372	CRG/IAME/Komet	11	8:36.429 20.420	45.906		18
20	-2	923 Mehmet Efe Aybar	DEU	RMW Motorsport	DEU	NKA41197 BIF39010	OTK/IAME/Komet	11	8:36.967 20.958	45.390		17
21	9	824 Noel Honguero	DEU	VDB Kart Racing	DEU	NKA39248 KBF10478	Tony Kart/IAME/Komet	11	8:37.419 21.410	45.810		16
22	3	899 Luke Neubauer	DEU	AT Motorsport	DEU	ITE45043 KBF38996	OTK/IAME/Komet	11	8:37.573 21.564	45.766		15
23	9	918 Leonard Schuttmann	ARE	CRG Deutschland	DEU	ITFK23 051 KBF18122	CRG/IAME/Komet	11	8:40.267 24.258	46.335		14
24	0	834 Moritz Schwing	DEU	Team NKS	DEU	ITE 12057 KBF29153	DR/IAME/Komet	11	8:43.140 27.131	45.819	+ 5 sec	13
25	4	882 Colin Hahn	DEU	Team Hemkemeyer	DEU	NKA25476 KBF42853	Falcon/IAME/Komet	11	8:43.905 27.896	45.786	+ 5 sec	12
26	-3	833 Jannik Remmert	DEU	VDB Kart Racing	DEU	ITE19994 KBF10478	Tony Kart/IAME/Komet	11	8:52.640 36.631	45.262		11
27	-5	817 Maximilian Engelstädter	DEU	Dörr Motorsport	DEU	NKA40565 BIF38420	KR/IAME/Komet	8	6:18.601 3 Laps	45.495		10
28	-19	807 Marlon Vatter	DEU	AT Motorsport	DEU	ITF38543 KBF38543	Exprit/IAME/Komet	7	5:28.925 4 Laps	45.453		9
29	2	843 Luis Simon	DEU	PCH Racing	DEU	NKA36581 KBF39956	LN/IAME/Komet	5	3:58.336 6 Laps	46.277		8
30	-10	920 Donar Munding	LIE	Stern Motorsport	DEU	ITC-C12345 BIC38195	KR/IAME/Komet	0	1.001 11 Laps			7
31	-4	921 Janec Mike Gabrich	DEU	ADAC Berlin-Brandenburg e.V. LAREA GT1 RACING	DEU	NKA38939 KBF39725	Kosmic/IAME /Komet	0				6

Not classified

DNS	922	Jason Maurice Krajewski	DEU	LAREA GT1 RACING	DEU	NKA15778 KBF39725	Kosmic/IAME/Komet	0	DNS			4
-----	-----	-------------------------	-----	------------------	-----	----------------------	-------------------	---	-----	--	--	---


Announcements

806,882,834 + 5 sec front fairing

854 + 5 sec push

Timekeeper
M.Riehmers

Race Director
H.Seidel



INT. ADAC Kartrennen Kerpen

X30 SENIOR

Erftlandring Kerpen 1,110 Km

Qualifying Heat A/B

20.07.2024 18:00

Race (11 Laps) started at 17:56:50

Lap	Time of Day	Lap Tm	Diff	S1 Tm	S2 Tm	S3 Tm
(822) Elia Weiss						
1	17:57:37.170	46.655	+2.045	14.392	20.236	12.027
2	17:58:22.650	45.480	+0.870	13.417	20.194	11.869
3	17:59:07.647	44.997	+0.387	13.246	19.950	11.801
4	17:59:52.494	44.847	+0.237	13.229	19.787	11.831
5	18:00:37.104	44.610		13.178	19.759	11.673
6	18:01:21.949	44.845	+0.235	13.209	19.878	11.758
7	18:02:06.730	44.781	+0.171	13.166	19.855	11.760
8	18:02:51.441	44.711	+0.101	13.181	19.798	11.732
9	18:03:36.256	44.815	+0.205	13.209	19.794	11.812
10	18:04:21.241	44.985	+0.375	13.237	19.905	11.843
11	18:05:06.524	45.283	+0.673	13.312	20.043	11.928

(830) Max Hezel						
1	17:57:37.537	46.768	+1.820	14.446	20.284	12.038
2	17:58:23.068	45.531	+0.583	13.431	20.132	11.968
3	17:59:08.633	45.565	+0.617	13.307	20.156	12.102
4	17:59:53.679	45.046	+0.098	13.329	19.856	11.861
5	18:00:38.730	45.051	+0.103	13.273	19.969	11.809
6	18:01:23.803	45.073	+0.125	13.239	19.948	11.886
7	18:02:08.981	45.178	+0.230	13.264	20.028	11.886
8	18:02:54.101	45.120	+0.172	13.265	19.974	11.881
9	18:03:39.049	44.948		13.236	19.854	11.858
10	18:04:24.280	45.231	+0.283	13.287	19.963	11.981
11	18:05:09.479	45.199	+0.251	13.322	19.919	11.958

(877) Niklas Hirsch						
1	17:57:38.247	47.447	+2.550	14.723	20.585	12.139
2	17:58:24.324	46.077	+1.180	13.444	20.599	12.034
3	17:59:10.283	45.959	+1.062	13.957	20.114	11.888
4	17:59:55.726	45.443	+0.546	13.467	20.088	11.888
5	18:00:41.139	45.413	+0.516	13.322	20.301	11.790
6	18:01:26.073	44.934	+0.037	13.247	19.865	11.822
7	18:02:11.086	45.013	+0.116	13.320	19.875	11.818
8	18:02:56.082	44.996	+0.099	13.295	19.875	11.826
9	18:03:40.979	44.897		13.284	19.802	11.811
10	18:04:25.996	45.017	+0.120	13.370	19.877	11.770
11	18:05:10.944	44.948	+0.051	13.270	19.875	11.803

(829) Lutz Ohsenbrink						
1	17:57:39.362	48.375	+3.638	15.384	20.856	12.135
2	17:58:25.301	45.939	+1.202	13.484	20.144	12.311
3	17:59:11.301	46.000	+1.263	13.590	20.512	11.898
4	17:59:56.494	45.193	+0.456	13.463	19.953	11.777
5	18:00:41.653	45.159	+0.422	13.280	19.998	11.881
6	18:01:26.996	45.343	+0.606	13.369	20.090	11.884
7	18:02:11.886	44.890	+0.153	13.232	19.905	11.753
8	18:02:56.793	44.907	+0.170	13.285	19.880	11.742
9	18:03:41.654	44.861	+0.124	13.276	19.809	11.776
10	18:04:26.453	44.799	+0.062	13.201	19.824	11.774
11	18:05:11.190	44.737		13.198	19.794	11.745

(887) Torben Gröndahl						
1	17:57:38.441	47.544	+2.789	14.832	20.537	12.175
2	17:58:24.484	46.043	+1.288	13.462	20.514	12.067
3	17:59:10.153	45.669	+0.914	13.659	20.052	11.958
4	17:59:55.905	45.752	+0.997	13.478	20.398	11.876
5	18:00:41.526	45.621	+0.866	13.605	20.069	11.947
6	18:01:26.567	45.041	+0.286	13.318	19.896	11.827
7	18:02:11.725	45.158	+0.403	13.333	19.997	11.828
8	18:02:56.678	44.953	+0.198	13.337	19.834	11.782
9	18:03:41.853	45.175	+0.420	13.624	19.720	11.831
10	18:04:26.720	44.867	+0.112	13.293	19.743	11.831
11	18:05:11.475	44.755		13.236	19.686	11.833

(812) Rocco Curcio						
1	17:57:38.079	47.441	+2.663	14.736	20.568	12.137
2	17:58:25.172	47.093	+2.315	13.420	21.247	12.426
3	17:59:11.211	46.039	+1.261	13.613	20.467	11.959
4	17:59:56.922	45.711	+0.933	13.786	20.058	11.867
5	18:00:42.264	45.342	+0.564	13.566	19.908	11.868
6	18:01:27.352	45.088	+0.310	13.354	19.928	11.806
7	18:02:12.325	44.973	+0.195	13.252	19.925	11.796

8	18:02:57.285	44.960	+0.182	13.245	19.816	11.899
9	18:03:42.230	44.945	+0.167	13.358	19.867	11.720
10	18:04:27.008	44.778		13.155	19.826	11.797
11	18:05:11.813	44.805	+0.027	13.212	19.836	11.757

(876) Cemil Bayyati						
1	17:57:38.940	47.968	+3.245	15.190	20.766	12.012
2	17:58:24.652	45.712	+0.989	13.379	20.196	12.137
3	17:59:10.546	45.894	+1.171	13.742	20.200	11.952
4	17:59:56.014	45.468	+0.745	13.441	20.235	11.792
5	18:00:41.361	45.347	+0.624	13.321	20.144	11.882
6	18:01:26.866	45.505	+0.782	13.326	20.355	11.824
7	18:02:12.116	45.250	+0.527	13.486	19.963	11.801
8	18:02:57.081	44.965	+0.242	13.268	19.939	11.758
9	18:03:42.513	45.432	+0.709	13.666	20.014	11.752
10	18:04:27.311	44.798	+0.075	13.224	19.823	11.751
11	18:05:12.034	44.723		13.151	19.819	11.753

(809) Luis Esser						
1	17:57:39.782	48.634	+3.660	15.456	21.055	12.123
2	17:58:25.611	45.829	+0.855	13.478	20.122	12.229
3	17:59:11.487	45.876	+0.902	13.414	20.463	11.999
4	17:59:57.046	45.559	+0.585	13.600	20.092	11.867
5	18:00:42.671	45.625	+0.651	13.732	20.044	11.849
6	18:01:27.773	45.102	+0.128	13.294	19.952	11.856
7	18:02:12.826	45.053	+0.079	13.302	19.951	11.800
8	18:02:57.800	44.974		13.232	19.983	11.759
9	18:03:42.800	45.000	+0.026	13.244	19.892	11.864
10	18:04:27.944	45.144	+0.170	13.260	20.028	11.856
11	18:05:13.053	45.109	+0.135	13.259	20.000	11.850

(895) Phil Colin Strenge						
1	17:57:39.145	48.433	+3.934	15.572	20.819	12.042
2	17:58:24.932	45.787	+1.288	13.440	20.137	12.210
3	17:59:13.542	48.610	+4.111	13.688	22.721	12.201
4	17:59:59.191	45.649	+1.150	13.430	20.401	11.818
5	18:00:44.891	45.700	+1.201	13.432	20.495	11.773
6	18:01:29.643	44.752	+0.253	13.247	19.861	11.644
7	18:02:14.619	44.976	+0.477	13.382	19.944	11.650
8	18:02:59.500	44.881	+0.382	13.254	19.910	11.717
9	18:03:44.352	44.852	+0.353	13.347	19.804	11.701
10	18:04:29.001	44.649	+0.150	13.269	19.768	11.612
11	18:05:13.500	44.499		13.130	19.674	11.695

(884) Davin Singer						
1	17:57:40.455	49.382	+4.455	15.711	21.539	12.132
2	17:58:26.094	45.639	+0.712	13.365	20.287	11.987
3	17:59:12.989	46.895	+1.968	13.488	21.100	12.307
4	17:59:58.569	45.580	+0.653	13.565	20.057	11.958
5	18:00:43.729	45.160	+0.233	13.361	19.933	11.866
6	18:01:29.192	45.463	+0.536	13.281	19.900	12.282
7	18:02:14.451	45.259	+0.332	13.395	19.926	11.938
8	18:02:59.378	44.927		13.243	19.877	11.807
9	18:03:45.176	45.798	+0.871	13.855	20.022	11.921
10	18:04:30.552	45.376	+0.449	13.355	20.113	11.908
11	18:05:15.792	45.240	+0.313	13.301	19.971	11.968

(854) Daniel Brozovic						
1	17:57:41.047	49.908	+4.944	15.511	21.952	12.440
2	17:58:27.148	46.101	+1.142	13.866	20.295	11.940
3	17:59:13.294	46.146	+1.187	13.361	20.717	12.068
4	17:59:59.044	45.750	+0.791			

INT. ADAC Kartrennen Kerpen

X30 SENIOR

Erftlandring Kerpen 1,110 Km

Qualifying Heat A/B

20.07.2024 18:00

Race (11 Laps) started at 17:56:50

Lap	Time of Day	Lap Tm	Diff	S1 Tm	S2 Tm	S3 Tm
4	17:59:59.527	45.690	+0.564	13.409	20.336	11.945
5	18:00:45.143	45.616	+0.490	13.399	20.252	11.965
6	18:01:30.320	45.177	+0.051	13.362	20.004	11.811
7	18:02:15.590	45.270	+0.144	13.271	20.136	11.863
8	18:03:00.860	45.270	+0.144	13.318	20.056	11.896
9	18:03:45.986	45.126		13.310	19.960	11.856
10	18:04:31.840	45.854	+0.728	13.738	20.263	11.853
11	18:05:17.136	45.296	+0.170	13.262	20.006	12.028

(919) Zino Fahlke

1	17:57:41.537	50.218	+5.185	15.933	21.688	12.597
2	17:58:28.675	47.138	+2.105	14.557	20.457	12.124
3	17:59:14.749	46.074	+1.041	13.728	20.271	12.075
4	18:00:00.310	45.561	+0.528	13.434	20.116	12.011
5	18:00:45.762	45.452	+0.419	13.562	20.046	11.844
6	18:01:31.133	45.371	+0.338	13.328	20.181	11.862
7	18:02:16.672	45.539	+0.506	13.289	20.179	12.071
8	18:03:02.037	45.365	+0.332	13.293	20.198	11.874
9	18:03:47.158	45.121	+0.088	13.291	19.913	11.917
10	18:04:32.191	45.033		13.346	19.854	11.833
11	18:05:17.228	45.037	+0.004	13.279	19.950	11.808

(821) Manuel Wagner

1	17:57:41.629	50.135	+4.862	16.334	21.239	12.562
2	17:58:27.765	46.136	+0.863	13.785	20.334	12.017
3	17:59:13.997	46.232	+0.959	13.575	20.418	12.239
4	17:59:59.752	45.755	+0.482	13.490	20.308	11.957
5	18:00:45.512	45.760	+0.487	13.490	20.273	11.997
6	18:01:30.979	45.467	+0.194	13.487	20.112	11.868
7	18:02:16.332	45.353	+0.080	13.281	20.149	11.923
8	18:03:02.774	46.442	+1.169	13.488	21.037	11.917
9	18:03:48.235	45.461	+0.188	13.531	20.046	11.884
10	18:04:33.508	45.273		13.400	19.986	11.887
11	18:05:19.076	45.558	+0.295	13.405	20.177	11.986

(808) Eric Weiss

1	17:57:42.216	50.805	+5.577	16.295	22.300	12.210
2	17:58:28.607	46.391	+1.163	13.669	20.600	12.122
3	17:59:14.516	45.909	+0.681	13.645	20.224	12.040
4	18:00:00.179	45.663	+0.435	13.467	20.187	12.009
5	18:00:46.016	45.837	+0.609	13.822	20.181	11.834
6	18:01:31.494	45.478	+0.250	13.365	20.210	11.903
7	18:02:17.217	45.723	+0.495	13.373	20.155	12.195
8	18:03:03.000	45.783	+0.555	13.293	20.435	12.055
9	18:03:48.586	45.586	+0.358	13.495	19.993	12.098
10	18:04:33.814	45.228		13.330	20.017	11.881
11	18:05:19.221	45.407	+0.179	13.406	20.068	11.933

(881) Jacob Trost

1	17:57:41.257	50.022	+4.603	15.846	21.671	12.505
2	17:58:27.663	46.406	+0.987	13.760	20.597	12.049
3	17:59:14.229	46.566	+1.147	13.835	20.344	12.387
4	17:59:59.952	45.723	+0.304	13.550	20.229	11.944
5	18:00:46.482	46.530	+1.111	14.426	20.168	11.936
6	18:01:31.901	45.419		13.455	20.034	11.930
7	18:02:17.929	46.028	+0.609	13.414	20.247	12.367
8	18:03:03.365	45.436	+0.017	13.334	20.158	11.944
9	18:03:49.024	45.659	+0.240	13.362	20.410	11.887
10	18:04:34.478	45.454	+0.035	13.436	20.017	12.001
11	18:05:19.921	45.443	+0.024	13.521	20.048	11.874

(855) Matti Klasen

1	17:57:42.831	50.780	+5.171	16.502	21.973	12.305
2	17:58:29.198	46.367	+0.758	13.666	20.563	12.138
3	17:59:15.778	46.580	+0.971	13.677	20.770	12.133
4	18:00:01.726	45.948	+0.339	13.547	20.360	12.041
5	18:00:47.819	46.093	+0.484	13.445	20.351	12.297
6	18:01:33.428	45.609		13.500	20.096	12.013
7	18:02:19.131	45.703	+0.094	13.422	20.130	12.151
8	18:03:04.895	45.764	+0.155	13.321	20.252	12.081
9	18:03:50.517	45.622	+0.013	13.408	20.130	12.084
10	18:04:36.267	45.760	+0.141	13.467	20.250	12.033
11	18:05:22.087	45.820	+0.211	13.479	20.198	12.143

(806) Moritz Fischer

1	17:57:40.830	49.459	+4.294	15.778	21.354	12.327
2	17:58:26.680	45.850	+0.685	13.687	20.229	11.934
3	17:59:12.847	46.167	+1.002	13.398	20.606	12.163
4	17:59:58.861	46.014	+0.849	13.955	20.199	11.860
5	18:00:47.651	48.790	+3.625	13.363	23.095	12.332
6	18:01:33.037	45.386	+0.221	13.508	19.946	11.932
7	18:02:18.320	45.283	+0.118	13.340	19.964	11.979
8	18:03:03.485	45.165		13.321	19.943	11.901
9	18:03:48.826	45.341	+0.176	13.387	20.093	11.861
10	18:04:33.998	45.172	+0.007	13.303	19.969	11.900
11	18:05:19.439	45.441	+0.276	13.484	19.917	12.040

(811) Karl Schmiederer

1	17:57:41.782	49.593	+3.687	15.820	21.497	12.276
2	17:58:28.394	46.612	+0.706	13.854	20.586	12.172
3	17:59:15.636	47.242	+1.336	14.224	20.881	12.137
4	18:00:01.937	46.301	+0.395	13.518	20.619	12.164
5	18:00:49.046	47.109	+1.203	13.624	21.386	12.099
6	18:01:36.661	47.615	+1.709	13.859	21.672	12.084
7	18:02:22.567	45.906		13.545	20.232	12.129
8	18:03:08.691	46.124	+0.218	13.554	20.103	12.467
9	18:03:54.623	45.932	+0.026	13.665	20.187	12.080
10	18:04:40.899	46.276	+0.370	13.644	20.558	12.074
11	18:05:26.944	46.045	+0.139	13.743	20.199	12.103

(923) Mehmet Efe Aybar

1	17:57:46.601	55.119	+9.729	16.139	26.453	12.527
2	17:58:32.544	45.943	+0.553	13.536	20.344	12.063
3	17:59:17.990	45.446	+0.056	13.487	19.979	11.980
4	18:00:03.979	45.989	+0.599	13.315	20.768	11.906
5	18:00:49.974	45.995	+0.605	13.457	20.432	12.106
6	18:01:37.901	47.927	+2.537	13.693	22.145	12.089
7	18:02:24.311	46.410	+1.020	13.553	20.741	12.116
8	18:03:09.701	45.390		13.339	20.004	12.047
9	18:03:55.272	45.671	+0.181	13.650	19.975	11.946
10	18:04:40.988	45.716	+0.326	13.743	19.946	12.027
11	18:05:27.482	46.494	+1.104	13.967	20.377	12.150

(824) Noel Honguero

1	17:57:43.201	50.816	+5.006	16.396	22.038	12.382
2	17:58:29.442	46.241	+0.431	13.689	20.450	12.102
3	17:59:16.153	46.711	+0.901	13.736	20.655	12.320
4	18:00:02.286	46.133	+0.323	13.838	20.294	12.001
5	18:00:49.691	47.405	+1.595	13.462	21.879	12.064
6	18:01:37.098	47.407	+1.597	13.695	21.646	12.066
7	18:02:22.961	45.863	+0.053	13.608	20.215	12.040
8	18:03:09.048	46.087	+0.277	13.463	20.239	12.385
9	18:03:54.858	45.810		13.582	20.247	11.981
10	18:04:40.722	45.864	+0.054	13.520	20.362	11.982
11	18:05:27.934	47.212	+1.402	14.084	20.550	12.578

(899) Luke Neubauer

1	17:57:42.382	50.475	+4.709	16.384	21.894	12.197
2	17:58:28.851	46.469	+0.703	13.796	20.535	12.138
3	17:59:15.999	47.148	+1.382	13.881	21.008	12.259
4	18:00:03.210	47.211	+1.445	14.409	20.718	12.084
5	18:00:49.793	46.583	+0.817	13.763	20.802	12.018
6	18:01:37.201	47.408	+1.642	13.770	21.680	11.958
7	18:02:23.248	46.047	+0.281	13.970	20.150	11.927
8	18:03:09.414	46.166	+0.400	13.768	20.195	12.203
9	18:03:55.180	45.766		13.801	20.028	11.937
10	18:04:41.436	46.256	+0.490	13.932	20.289	12.035
11	18:05:28.088	46.652	+0.886	13.688	20.574	12.390

(918) Leonard Schutzmann

1	17:57:43.736	51.012	+4.677	16.518	22.093	12.401
2	17:58:30.360	46.624	+0.289	13.751	20.657	12.216
3	17:59:16.745	46.385	+0.050	13.630	20.413	12.342
4	18:00:03.716	46.971	+0.636	13.928	20.796	12.247
5	18:00:50.292	46.576	+0.241	13.608	20.858	12.110
6	18:01:38.389	48.097	+1.762	13.939	21.985	12.173
7	18:02:25.144	46.755	+0.420	13.930	20.367	12.458
8	18:03:11.610	46.466	+0.131	13.824	20.518	12.124

Orbits



INT. ADAC Kartrennen Kerpen

X30 SENIOR

Erftlandring Kerpen 1,110 Km

Qualifying Heat A/B

20.07.2024 18:00

Race (11 Laps) started at 17:56:50

Lap	Time of Day	Lap Tm	Diff	S1 Tm	S2 Tm	S3 Tm	Lap	Time of Day	Lap Tm	Diff	S1 Tm	S2 Tm	S3 Tm
9	18:03:58.087	46.477	+0.142	13.722	20.695	12.060							
10	18:04:44.422	46.335		13.579	20.588	12.168							
11	18:05:30.782	46.360	+0.025	13.621	20.578	12.161							

(834) Moritz Schwing

1	17:57:47.193	55.216	+9.397	17.210	25.556	12.450
2	17:58:33.812	46.619	+0.800	13.771	20.502	12.346
3	17:59:19.639	45.827	+0.008	13.592	20.110	12.125
4	18:00:05.672	46.033	+0.214	13.630	20.276	12.127
5	18:00:51.491	45.819		13.463	20.219	12.137
6	18:01:38.512	47.021	+1.202	13.505	21.289	12.227
7	18:02:24.587	46.075	+0.256	13.629	20.183	12.263
8	18:03:10.436	45.849	+0.030	13.501	20.192	12.156
9	18:03:56.436	46.000	+0.181	13.569	20.256	12.175
10	18:04:42.355	45.919	+0.100	13.504	20.256	12.159
11	18:05:28.655	46.300	+0.481	13.534	20.195	12.571

(882) Colin Hahn

1	17:57:46.835	54.527	+8.741	16.641	25.318	12.568
2	17:58:33.371	46.536	+0.750	13.976	20.347	12.213
3	17:59:19.469	46.098	+0.312	13.724	20.261	12.113
4	18:00:05.772	46.303	+0.517	13.999	20.207	12.097
5	18:00:51.737	45.965	+0.179	13.570	20.262	12.133
6	18:01:38.871	47.134	+1.348	13.560	21.394	12.180
7	18:02:25.253	46.382	+0.596	13.598	20.619	12.165
8	18:03:11.039	45.786		13.497	20.197	12.092
9	18:03:57.154	46.115	+0.329	13.697	20.310	12.108
10	18:04:43.362	46.208	+0.422	13.564	20.493	12.151
11	18:05:29.420	46.058	+0.272	13.557	20.302	12.199

(833) Jannik Remmert

1	17:57:45.411	53.590	+8.328	15.874	25.349	12.367
2	17:58:31.217	45.806	+0.544	13.609	20.243	11.954
3	17:59:16.816	45.599	+0.337	13.363	19.997	12.239
4	18:00:03.337	46.521	+1.259	13.666	20.726	12.129
5	18:00:49.380	46.043	+0.781	13.417	20.650	11.976
6	18:01:35.761	106.381	+21.119	13.729	40.645	12.007
7	18:02:21.181	45.420	+0.158	13.411	20.040	11.969
8	18:03:07.257	46.076	+0.814	13.513	20.653	11.910
9	18:04:03.597	45.340	+0.078	13.434	20.008	11.898
10	18:04:57.859	45.262		13.337	20.037	11.888
11	18:05:43.155	45.296	+0.034	13.387	20.005	11.904

(817) Maximilian Engelstädter

1	17:57:47.011	55.313	+9.818	16.513	26.185	12.615
2	17:58:32.801	45.790	+0.295	13.536	20.277	11.977
3	17:59:18.296	45.495		13.433	19.990	12.072
4	18:00:04.377	46.081	+0.586	13.367	20.471	12.243
5	18:00:50.369	45.992	+0.497	13.290	20.676	12.026
6	18:01:37.508	47.139	+1.644	13.702	21.613	11.824
7	18:02:23.380	45.872	+0.377	13.781	20.210	11.881
8	18:03:09.116	45.736	+0.241	13.364	20.000	12.372

(807) Marlon Vatter

1	17:57:39.544	48.477	+3.024	15.448	20.968	12.061
2	17:58:25.506	45.962	+0.509	13.448	20.179	12.335
3	17:59:11.881	46.375	+0.922	13.891	20.441	12.043
4	17:59:57.334	45.453		13.400	20.190	11.863
5	18:00:42.965	45.631	+0.178	13.593	20.125	11.913
6	18:01:29.076	46.111	+0.658	13.408	20.197	12.506
7	18:02:19.440	50.364	+4.911	13.897	21.561	14.906

(843) Luis Simon

1	17:57:43.390	50.993	+4.716	16.747	21.861	12.385
2	17:58:29.875	46.485	+0.208	13.703	20.546	12.236
3	17:59:16.262	46.387	+0.110	13.640	20.486	12.261
4	18:00:02.539	46.277		13.837	20.266	12.184
5	18:00:48.851	46.312	+0.035	13.460	20.847	12.005

INT. ADAC Kartrennen Kerpen

Lapchart

X30 SENIOR

Erftlandring Kerpen 1,110 Km

Qualifying Heat A/B

20.07.2024 18:00

Race (11 Laps) started at 17:56:50

Competitors	Laps											
	0	1	2	3	4	5	6	7	8	9	10	11
Elia Weiss (822)	1	822	822	822	822	822	822	822	822	822	822	822
Rocco Curcio (812)	2	812	830	830	830	830	830	830	830	830	830	830
Phil Colin Streng (895)	3	895	812	877	887	877	877	877	877	877	877	877
Max Hezel (830)	4	830	877	887	877	887	876	887	887	887	829	829
Niklas Hirsch (877)	5	877	887	876	876	876	887	876	829	829	887	887
Torben Gröndahl (887)	6	887	876	895	812	829	829	829	876	876	812	812
Cemil Bayyati (876)	7	876	895	812	829	812	812	812	812	876	876	876
Lutz Ohsenbrink (829)	8	829	829	829	809	809	809	809	809	809	809	809
Marlon Vatter (807)	9	807	807	807	807	807	807	884	884	895	895	895
Davin Singer (884)	10	884	809	809	806	884	884	884	895	895	884	884
Daniel Brozovic (854)	11	854	884	884	884	806	895	895	853	853	853	854
Luis Esser (809)	12	809	853	806	854	854	853	853	854	854	853	853
Jacob Trost (881)	13	881	806	853	895	895	854	854	821	919	919	919
Devin Leon Ucar (853)	14	853	854	854	853	853	821	821	919	821	821	821
Zino Fahlke (919)	15	919	881	881	821	821	919	919	808	808	808	808
Moritz Fischer (806)	16	806	919	821	881	881	808	808	881	881	806	806
Eric Wess (808)	17	808	821	811	808	808	881	881	806	806	881	881
Mehmet Efe Aybar (923)	18	923	811	808	919	919	806	806	855	855	855	855
Manuel Wagner (821)	19	821	808	919	811	855	855	855	807	811	811	824
Donar Munding (920)	20	920	899	899	855	811	843	811	811	824	824	811
Maximilian Engelstädter (817)	21	817	855	855	899	824	811	824	824	817	899	923
Jannik Rimmert (833)	22	833	824	824	824	843	833	899	899	899	923	899
Luke Neubauer (899)	23	899	843	843	843	899	824	817	817	923	834	834
Moritz Schwing (834)	24	834	918	918	918	833	899	923	923	834	882	882
Matti Klasen (855)	25	855	833	833	833	918	923	918	834	882	918	918
Karl Schmiederer (811)	26	811	923	923	923	923	918	834	918	918	833	833
Colin Hahn (882)	27	882	882	817	817	817	817	882	882	833		
Noel Honguero (824)	28	824	817	882	882	834	834	833	833			
Luis Simon (843)	29	843	834	834	834	882	882					
Leonard Schutzmann (918)	30	918										
-	31											
-	32											





X30 SENIOR

Qualifying Heat A/C Rev 3

Track length: 1.110 Km
Race Started: 15:22:19
Best Lap by: 822 - Elia Weiss - 44.811

Rank	#	Driver	Nat	Sponsor Entrant	Nat	License E-License	Make	laps	T. Time Diff	Best Lap	Penalty	Points
1	0	822 Elia Weiss	DEU	DSK e.V. Ja zum Motorsport SIM-ON	DEU	ITG38504 KBF39246	Kosmic/IAME/Komet	11	8:18.897	44.811		50
2	1	812 Rocco Curcio	DEU	ADAC Württemberg e.V. AT-Motorsport	DEU	ITE29607 KBF38996	Exprit/IAME/Komet	11	8:21.435 2.538	45.002		44
3	1	891 Luka Koullen	NLD	PCH Racing	DEU	NKA50483 BIF39956	KR/IAME/Komet	11	8:22.182 3.285	45.074		41
4	3	876 Cemil Bayyati	DEU	Dörr Motorsport	DEU	ITG15366 BIF38420	KR/IAME/Komet	11	8:22.390 3.493	44.939		38
5	-3	823 Jason Bralic	NLD	SIM-ON	DEU	ITG46957 KBF39246	Kosmic/IAME/Komet	11	8:23.730 4.833	44.944		36
6	-1	830 Max Hezel	DEU	ADAC Hessen-Thüringen e.V. CV Performance Group	DEU	ITF38265 BIF38321	KR/IAME/Komet	11	8:25.314 6.417	45.140		34
7	4	809 Luis Esser	DEU	RMW Motorsport	DEU	ITE 11661 KBF39010	OTK/IAME/Komet	11	8:25.497 6.600	45.247		32
8	-2	810 Daniel Guinhard	GBR	SFR Motorsport	GBR	ITC-C292117 IBL368379	KR/IAME/Komet	11	8:26.706 7.809	45.416		30
9	7	836 Max Ohsenbrink	DEU	KSL Racing Team	DEU	ITE18670 KBF1304585	Alonso/IAME/Komet	11	8:26.901 8.004	45.227		28
10	4	820 Felix Maurer	DEU	DUTT MOTORSPORT by FENSTER.com	LUX	NKA41244 IBLK867	Tony Kart/IAME/Komet	11	8:29.997 11.100	45.133		27
11	-3	816 Elias Schorneck	DEU	VDB Kart Racing	DEU	ITE40538 KBF10478	Tony Kart/IAME/Komet	11	8:30.716 11.819	45.169	+ 5 sec	26
12	6	835 Jarno Wiese	DEU	VDB Kart Racing	DEU	ITE 40767 KBF10478	OTK/IAME/Komet	11	8:32.165 13.268	45.311	+ 5 sec	25
13	2	919 Zino Fahike	DEU	Larea GT1 Racing	DEU	ITE 16367 KBF39725	Kosmic/IAME/Komet	11	8:32.821 13.924	45.321	+ 3 sec	24
14	-4	815 Moritz Wolber	DEU	ADAC Südbaden e.V. NEES RACING	DEU	NKA116641 BIF17863	Maranello/IAME/Komet	11	8:33.685 14.788	45.335		23
15	-6	807 Marlon Vatter	DEU	AT Motorsport	DEU	ITF38543 KBF38543	Exprit/IAME/Komet	11	8:33.947 15.050	45.234	+ 5 sec	22
16	-4	904 Tobias Feeser	DEU	Sonja Feeser	DEU	ITE13863 BEK1198789	KR/IAME/Komet	11	8:34.583 15.686	45.422	+ 5 sec	21
17	11	888 Louis Schütze	DEU	RF Racing	DEU	ITE 17941 KBF41358	KR/IAME/Komet	11	8:35.182 16.285	45.760		20
18	2	845 Jan Waibel	DEU	ADAC Mittelrhein e.V. VDB Kart Racing	DEU	NKA12495 KBF10478	Tony Kart/IAME/Komet	11	8:35.746 16.849	45.385	+ 5 sec	19
19	8	921 Janec Mike Gabrich	DEU	ADAC Berlin-Brandenburg e.V. LAREA GT1 RACING	DEU	NKA38939 KBF39725	Kosmic/IAME /Komet	11	8:36.954 18.057	45.659		18
20	5	899 Luke Neubauer	DEU	AT Motorsport	DEU	ITE45043 KBF38996	OTK/IAME/Komet	11	8:38.227 19.330	45.913		17
21	10	843 Luis Simon	DEU	PCH Racing	DEU	NKA36581 KBF39956	LN/IAME/Komet	11	8:39.005 20.108	45.686		16
22	-3	821 Manuel Wagner	DEU	RS-Motorsport	DEU	ITE 39259 KBF40372	CRG/IAME/Komet	11	8:39.951 21.054	45.498		15
23	-6	808 Eric Wess	DEU	Kartshop Ampfing	DEU	ITE44964 KBF25142	Drago Corse/IAME/Komet	11	8:42.145 23.248	45.415	+ 5 sec	14
24	-11	881 Jacob Trost	DEU	ADAC Hessen-Thüringen e.V. DUTT MOTORSPORT by FENSTER.COM	LUX	NKA41233 IDCK867	Tony Kart/IAME/Komet	11	8:43.044 24.147	45.575	+ 8 sec	13
25	-1	898 Hawk Baylaan White	GBR	AT Motorsport	DEU	ITE40903 BIC38996	Exprit/IAME/Komet	11	8:45.190 26.293	45.365		12
26	3	882 Colin Hahn	DEU	Team Hemkemeyer	DEU	NKA25476 KBF42853	Falcon/IAME/Komet	11	8:46.870 27.973	46.196	+ 5 sec	11
27	3	872 Tobias Burgstahler	DEU	ADAC Württemberg e.V. Stern Motorsport	DEU	NKA38364 KBF38195	KR/IAME/Komet	11	8:49.520 30.623	46.072	+ 5 sec	10
28	4	814 Nina Aptsiauri	GEO	CRG Deutschland	DEU	ITF230054 KBF18122	CRG/IAME/Komet	11	8:50.042 31.145	46.346	+ 5 sec	9
29	-3	818 Matthy Vandebroek	DEU	VDB Kart Racing	DEU	ITE 11491 KBF10478	Tony Kart/IAME/Komet	8	6:27.585 3 Laps	46.860		8
30	-9	922 Jason Maurice Krajewski	DEU	LAREA GT1 RACING	DEU	NKA15778 KBF39725	Kosmic/IAME/Komet	0				7
31	-8	833 Jannik Remmert	DEU	VDB Kart Racing	DEU	ITE19994 KBF10478	Tony Kart/IAME/Komet	0				6

Not classified												
DSQ	844	Kevin Wagner	DEU	MSC-Langenfeld e. V. im ADAC TB Racing Team	DEU	ITE 11828 KBF38262	KR/IAME/Komet	11	DSQ	45.419		0

Announcements

- # 881,919 + 3 sec corridor
- # 835,845,872,882,816,904,808,814 + 5 sec front fairing
- # 881 + 5 sec causing a collision
- # 807 + 5 sec push
- # 844 DQ Steward decision





DKM Round 4

X30 Senioren


Kerpen

Ranking after Heats

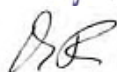
Pos. No.	Firstname	Lastname	Nat.		Nat			Total points			B	C	D
			Dri	Entrant	Ent	Make	Sponsor	QP	PTS	Diff.			
1	822	Elia Weiss	DEU	SIM-ON	DEU	Kosmic/IAME/Komet	DSK e.V. Ja zum Motorsport	1	100	--	50	50	
2	823	Jason Bralic	NLD	SIM-ON	DEU	Kosmic/IAME/Komet		3	80	20	44	36	--
3	895	Phil Colin Streng	DEU	Ebert Motorsport	DEU	LN/IAME/Komet	ADAC Württemberg e.V.	2	78	22	50	--	28
4	812	Rocco Curcio	DEU	AT-Motorsport	DEU	Exprit/IAME/Komet	ADAC Württemberg e.V.	4	78	22	--	44	34
5	830	Max Hezel	DEU	CV Performance Group	DEU	KR/IAME/Komet	ADAC Hessen-Thüringen e.V.	7	78	22	--	34	44
6	887	Torben Gröndahl	DEU	CV Performance Group	DEU	KR/IAME/Komet	MSC Groß Dölln e.V. im ADAC	8	77	23	41	--	36
7	829	Lutz Ohsenbrink	DEU	KSL Racing Team	DEU	Alonso/IAME/Komet		11	74	26	36	--	38
8	877	Niklas Hirsch	DEU	SIM-ON	DEU	Kosmic/IAME/Komet	MSC-Langenfeld e.V. im ADAC	5	71	29	30	--	41
9	876	Cemil Bayyati	DEU	Dörr Motorsport	DEU	KR/IAME/Komet		10	70	30	--	38	32
10	884	Davin Singer	DEU	CV Performance Group	DEU	KR/IAME/Komet	ADAC Südbaden e.V.	14	65	35	38	--	27
11	809	Luis Esser	DEU	RMW Motorsport	DEU	OTK/IAME/Komet		16	62	38	--	32	30
12	854	Daniel Brozovic	DEU	Valier Motorsport	DEU	Energy/IAME/Komet		17	55	45	34	--	21
13	836	Max Ohsenbrink	DEU	KSL Racing Team	DEU	Alonso/IAME/Komet		24	55	45	27	28	--
14	835	Jarno Wiese	DEU	VDB Kart Racing	DEU	OTK/IAME/Komet		27	53	47	28	25	--
15	820	Felix Maurer	DEU	DUTT MOTORSPORT by FENSTER.com	LUX	Tony Kart/IAME/Komet		21	51	49	24	27	--
16	919	Zino Fahlke	DEU	Larea GT1 Racing	DEU	Kosmic/IAME/Komet		22	49	51	--	24	25
17	853	Devin Leon Ucar	DEU	PCH Racing	DEU	Tony Kart /IAME/Komet	ADAC Pfalz e.V.	20	47	53	21	--	26
18	855	Matti Klasen	DEU	RMW Motorsport	DEU	Tony Kart/IAME/Komet	DSK e.V. Ja zum Motorsport	38	46	54	26	--	20
19	891	Luka Koullen	NLD	PCH Racing	DEU	KR/IAME/Komet		6	42	58	1	41	--
20	923	Mehmet Efe Aybar	DEU	RMW Motorsport	DEU	OTK/IAME/Komet		26	42	58	25	--	17
21	810	Daniel Guinchard	GBR	SFR Motorsport	GBR	KR/IAME/Komet		9	41	59	11	30	--
22	815	Moritz Wolber	DEU	NEES RACING	DEU	Maranello/IAME/Komet	ADAC Südbaden e.V.	15	40	60	17	23	--
23	811	Karl Schmiederer	DEU	RS-Motorsport	DEU	CRG/IAME/Komet		41	40	60	22	--	18
24	821	Manuel Wagner	DEU	RS-Motorsport	DEU	CRG/IAME/Komet		28	39	61	--	15	24
25	920	Donar Munding	LIE	Stern Motorsport	DEU	KR/IAME/Komet		29	39	61	32	--	7
26	888	Louis Schütze	DEU	RF Racing	DEU	KR/IAME/Komet		42	39	61	19	20	--
27	808	Eric Wess	DEU	Kartshop Ampfing	DEU	Drago Corse/IAME/Komet		25	37	63	--	14	23
28	816	Elias Schorneck	DEU	VDB Kart Racing	DEU	Tony Kart/IAME/Komet		12	36	64	10	26	--
29	881	Jacob Trost	DEU	DUTT MOTORSPORT by FENSTER.COI	LUX	Tony Kart/IAME/Komet	ADAC Hessen-Thüringen e.V.	19	35	65	--	13	22
30	904	Tobias Feeser	DEU	Sonja Feeser	DEU	KR/IAME/Komet		18	34	66	13	21	--
31	806	Moritz Fischer	DEU	DUTT MOTORSP. by FENSTER.COM	LUX	Tony Kart/IAME/Komet	ADAC Pfalz e.V.	23	34	66	15	--	19
32	898	Hawk Baylaan White	GBR	AT Motorsport	DEU	Exprit/IAME/Komet		36	32	68	20	12	--
33	899	Luke Neubauer	DEU	AT Motorsport	DEU	OTK/IAME/Komet		37	32	68	--	17	15
34	807	Marlon Vatter	DEU	AT Motorsport	DEU	Exprit/IAME/Komet		13	31	69	--	22	9
35	845	Jan Waibel	DEU	VDB Kart Racing	DEU	Tony Kart/IAME/Komet	ADAC Mittelrhein e.V.	30	31	69	12	19	--
36	818	Matthy Vandebroek	DEU	VDB Kart Racing	DEU	Tony Kart/IAME/Komet		39	31	69	23	8	--
37	918	Leonard Schutzmänn	ARE	CRG Deutschland	DEU	CRG/IAME/Komet		47	30	70	16	--	14
38	872	Tobias Burgstahler	DEU	Stern Motorsport	DEU	KR/IAME/Komet	ADAC Württemberg e.V.	45	28	72	18	10	--
39	921	Janec Mike Gabrich	DEU	LAREA GT1 RACING	DEU	Kosmic/IAME /Komet	ADAC Berlin-Brandenburg e.V.	40	24	76	--	18	6
40	843	Luis Simon	DEU	PCH Racing	DEU	LN/IAME/Komet		46	24	76	--	16	8
41	882	Colin Hahn	DEU	Team Hemkemeyer	DEU	Falcon/IAME/Komet		43	23	77	--	11	12
42	824	Noel Honguero	DEU	VDB Kart Racing	DEU	Tony Kart/IAME/Komet		44	23	77	7	--	16
43	814	Nina Aptsiauri	GEO	CRG Deutschland	DEU	CRG/IAME/Komet		48	23	77	14	9	--
44	834	Moritz Schwing	DEU	Team NKS	DEU	DR/IAME/Komet		35	22	78	9	--	13
45	833	Jannik Remmert	DEU	VDB Kart Racing	DEU	Tony Kart/IAME/Komet		34	17	83	--	6	11

Announcements: These results are provisional until the conclusion of any judicial and technical matters

Race Director Horst Seidel:



Timekeeping M. Riehmers:



Printed: 20.07.2024 19:36

Posted at: h




DKM Round 4
X30 Senioren
Kerpen
Ranking after Heats

Pos. No.	Firstname	Lastname	Nat.		Nat.			Total points						
			Dri	Entrant	Ent	Make	Sponsor	QP	PTS	Diff.	B	A-C	A-B	
46	922	Jason Maurice	Krajewski	DEU	LAREA GT1 RACING	DEU	Kosmic/IAME/Komet		31	11	89	--	7	4
47	817	Maximilian	Engelstädter	DEU	Dörr Motorsport	DEU	KR/IAME/Komet		32	10	90	0	--	10
48	844	Kevin	Wagner	DEU	TB Racing Team	DEU	KR/IAME/Komet	MSC-Langenfeld e. V. im ADAC	33	8	92	8	0	--

Announcements: These results are provisional until the conclusion of any judicial and technical matters

Race Director Horst Seidel:



Timekeeping M. Riehmers:



Printed: 20.07.2024 19:36

Posted at: h





DKM Round 4

Class: X30 Senioren

Date/Time: 21.07.2024 10:08

Track:

Heat:

Laps:

Kerpen

Super Heat A

14 lap

Edition 1

	35		18		36
	33		17		34
	31		16		32
	29		15		30
	27		14		28
	25		13		26
Jannik Remmert	833	Kart/IAME/Komet	12	Maximilian Engelstädter	817 KR/IAME/Komet
Colin Hahn	882	Falcon/IAME/Komet	11	Nina Aptsiauri	814 CRG/IAME/Komet
Leonard Schutzmann	918	CRG/IAME/Komet	10	Janec Mike Gabrich	921 Kosmic/IAME/Komet
Luke Neubauer	899	OTK/IAME/Komet	9	Jan Waibel	845 Kart/IAME/Komet
Jacob Trost	881	Kart/IAME/Komet	8	Moritz Fischer	806 Kart/IAME/Komet
Donar Munding	920	KR/IAME/Komet	7	Eric Wess	808 Corse/IAME/Komet
Daniel Guinchard	810	KR/IAME/Komet	6	Karl Schmiederer	811 CRG/IAME/Komet
Devin Leon Ucar	853	Tony Kart IAME/Komet	5	Luka Koullen	891 KR/IAME/Komet
Max Ohsenbrink	836	Alonso/IAME/Komet	4	Felix Maurer	820 Kart/IAME/Komet
Cemil Bayyati	876	KR/IAME/Komet	3	Luis Esser	809 OTK/IAME/Komet
Max Hezel	830	KR/IAME/Komet	2	Lutz Ohsenbrink	829 Alonso/IAME/Komet
Elia Weiss	822	Kosmic/IAME/Komet	1	Phil Colin Strenge	895 LN/IAME/Komet

Pole Position

printed 20.07.2024 19:36





DKM Round 4

Class: X30 Senioren

Date/Time: 21.07.2024 10:33

Track:

Heat:

Laps:

Kerpen

Super Heat B

14 lap

Edition 1

	35	18		36			
	33	17		34			
	31	16		32			
	29	15		30			
	27	14		28			
	25	13		26			
Jason Maurice Krajewski	922	12	Kosmic/IAME/Komet	Kevin Wagner	844	24	KR/IAME/Komet
Noel Honguero	824	11	Kart/IAME/Komet	Moritz Schwing	834	22	DR/IAME/Komet
Tobias Burgstahler	872	10	KR/IAME/Komet	Luis Simon	843	20	LN/IAME/Komet
Marlon Vatter	807	9	Exprit/IAME/Komet	Matthy Vandebroek	818	18	Kart/IAME/Komet
Tobias Feeser	904	8	KR/IAME/Komet	Hawk Baylaan White	898	16	Exprit/IAME/Komet
Louis Schütze	888	7	KR/IAME/Komet	Elias Schorneck	816	14	Kart/IAME/Komet
Moritz Wolber	815	6	Maranello/IAME/Komet	Manuel Wagner	821	12	CRG/IAME/Komet
Matti Klasen	855	5	Kart/IAME/Komet	Mehmet Efe Aybar	923	10	OTK/IAME/Komet
Jarno Wiese	835	4	OTK/IAME/Komet	Zino Fahlke	919	8	Kosmic/IAME/Komet
Davin Singer	884	3	KR/IAME/Komet	Daniel Brozovic	854	6	Energy/IAME/Komet
Torben Gründahl	887	2	KR/IAME/Komet	Niklas Hirsch	877	4	Kosmic/IAME/Komet
Jason Bralic	823	1	Kosmic/IAME/Komet	Rocco Curcio	812	2	Exprit/IAME/Komet

Pole Position

Row

printed 20.07.2024 19:36





X30 SENIOR

Warm Up Super Heat A

Track length: 1.110 Km

Session Started: 8:11:01

Best Lap by: 833 - Jannik Remmert - 55.390


Rank	#	Driver	Nat	Sponsor Entrant	Nat	License E-License	Make	laps	Best Lap	Diff	In Lap	Penalty
1	833	Jannik Remmert	DEU	VDB Kart Racing	DEU	ITE19994 KBF10478	Tony Kart/IAME/Komet	6	55.390		6	
2	836	Max Ohsenbrink	DEU	KSL Racing Team	DEU	ITE18670 KBF1304585	Alonso/IAME/Komet	6	55.395	0.005	5	
3	881	Jacob Trost	DEU	ADAC Hessen-Thüringen e.V. DUTT MOTORSPORT by FENSTER.COM	LUX	NKA41233 IDCK867	Tony Kart/IAME/Komet	5	55.827	0.437	5	
4	876	Cemil Bayyati	DEU	Dörr Motorsport	DEU	ITG15366 BIF38420	KR/IAME/Komet	6	55.838	0.448	5	
5	809	Luis Esser	DEU	RMW Motorsport	DEU	ITE 11661 KBF39010	OTK/IAME/Komet	5	55.986	0.596	3	
6	830	Max Hezel	DEU	ADAC Hessen-Thüringen e.V. CV Performance Group	DEU	ITF38265 BIF38321	KR/IAME/Komet	4	56.236	0.846	4	
7	822	Elja Weiss	DEU	DSK e.V. Ja zum Motorsport SIM-ON	DEU	ITG38504 KBF39246	Kosmic/IAME/Komet	7	56.451	1.061	7	
8	853	Devin Leon Ucar	DEU	ADAC Pfalz e.V. PCH Racing	DEU	ITF40418 KBF39956	Tony Kart /IAME/Komet	6	56.505	1.115	5	
9	895	Phil Colin Streng	DEU	ADAC Württemberg e.V. Ebert Motorsport	DEU	ITE42785 EL38528	LN/IAME/Komet	6	56.589	1.199	5	
10	882	Colin Hahn	DEU	Team Hemkemeyer	DEU	NKA25476 KBF42853	Falcon/IAME/Komet	6	56.602	1.212	5	
11	891	Luka Koullen	NLD	PCH Racing	DEU	NKA50483 BIF39956	KR/IAME/Komet	4	56.796	1.406	3	
12	845	Jan Waibel	DEU	ADAC Mittelrhein e.V. VDB Kart Racing	DEU	NKA12495 KBF10478	Tony Kart/IAME/Komet	7	56.838	1.448	5	
13	811	Karl Schmiederer	DEU	RS-Motorsport	DEU	ITE39775 KBF40372	CRG/IAME/Komet	7	56.927	1.537	4	
14	829	Lutz Ohsenbrink	DEU	KSL Racing Team	DEU	ITE40759 KBF1304585	Alonso/IAME/Komet	4	57.051	1.661	4	
15	920	Donar Munding	LIE	Stern Motorsport	DEU	ITC-C12345 BIC38195	KR/IAME/Komet	6	57.135	1.745	5	
16	817	Maximilian Engelstädter	DEU	Dörr Motorsport	DEU	NKA40565 BIF38420	KR/IAME/Komet	6	57.291	1.901	6	
17	806	Moritz Fischer	DEU	ADAC Pfalz e.V. DUTT MOTORSP. by FENSTER.COM	LUX	NKA26409 IBLK867	Tony Kart/IAME/Komet	5	58.170	2.780	4	
18	820	Felix Maurer	DEU	DUTT MOTORSPORT by FENSTER.com	LUX	NKA41244 IBLK867	Tony Kart/IAME/Komet	4	58.369	2.979	3	
19	899	Luke Neubauer	DEU	AT Motorsport	DEU	ITE45043 KBF38996	OTK/IAME/Komet	4	58.908	3.518	4	
20	814	Nina Aptsiauri	GEO	CRG Deutschland	DEU	ITF230054 KBF18122	CRG/IAME/Komet	6	59.042	3.652	4	
21	921	Janec Mike Gabrich	DEU	ADAC Berlin-Brandenburg e.V. LAREA GT1 RACING	DEU	NKA38939 KBF39725	Kosmic/IAME /Komet	1	1:02.152	6.762	1	
22	918	Leonard Schutzmann	ARE	CRG Deutschland	DEU	ITFK23 051 KBF18122	CRG/IAME/Komet	0			0	

Not classified

DNS	808	Eric Wess	DEU	Kartshop Ampfing	DEU	ITE44964 KBF25142	Drago Corse/IAME/Komet	0			0	
DNS	810	Daniel Guinhard	GBR	SFR Motorsport	GBR	ITC-C292117 IBL368379	KR/IAME/Komet	0			0	

Timekeeper
M.Riehmers

Race Director
H.Seidel



INT. ADAC Kartrennen Kerpen

X30 SENIOR

Erftlandring Kerpen 1,110 Km

Warm Up Super Heat A

21.07.2024 08:11

Practice (6:00 Time) started at 8:11:01

Lap	Time of Day	Lap Tm	Diff	S1 Tm	S2 Tm	S3 Tm
(833) Jannik Remmert						
1	8:12:34.165	57.515	+2.125	17.530	24.534	15.451
2	8:13:31.183	57.018	+1.628	16.771	24.803	15.444
3	8:14:27.161	55.978	+0.588	16.749	24.020	15.209
4	8:15:23.063	55.902	+0.512	16.840	23.708	15.354
5	8:16:18.822	55.759	+0.369	16.862	23.805	15.092
6	8:17:14.212	55.390		16.541	23.812	15.037

(836) Max Ohsenbrink						
1	8:12:57.712	56.556	+1.161	17.193	23.773	15.590
2	8:13:53.920	56.208	+0.813	17.004	23.965	15.239
3	8:14:49.436	55.516	+0.121	16.672	23.777	15.067
4	8:15:45.022	55.586	+0.191	16.702	23.715	15.169
5	8:16:40.417	55.395		16.746	23.630	15.019
6	8:17:36.169	55.752	+0.357	16.789	23.831	15.132

(881) Jacob Trost						
1	8:13:58.068	59.995	+4.168	18.140	25.982	15.873
2	8:14:55.254	57.186	+1.359	17.102	24.585	15.499
3	8:15:52.120	56.866	+1.039	16.773	24.727	15.366
4	8:16:48.066	55.946	+0.119	16.976	23.859	15.111
5	8:17:43.893	55.827		16.997	23.619	15.211

(876) Cemil Bayyati						
1	8:12:31.969	1:00.183	+4.345	19.091	25.063	16.029
2	8:13:29.059	57.090	+1.252	17.413	24.087	15.590
3	8:14:25.315	56.256	+0.418	16.884	23.969	15.403
4	8:15:22.118	56.803	+0.965	17.084	24.060	15.659
5	8:16:17.956	55.838		16.871	23.800	15.167
6	8:17:14.095	56.139	+0.301	16.851	23.799	15.489

(809) Luis Esser						
1	8:12:15.115	58.922	+2.936	18.418	24.828	15.676
2	8:13:11.930	56.815	+0.829	16.750	24.536	15.529
3	8:14:07.916	55.986		16.772	23.850	15.364
4	8:15:04.385	56.469	+0.483	16.721	24.379	15.369
5	8:16:01.705	57.320	+1.334	16.652	23.980	16.688

(830) Max Hezel						
1	8:14:33.956	57.896	+1.660	17.466	24.858	15.572
2	8:15:30.706	56.750	+0.514	16.872	24.412	15.466
3	8:16:27.709	57.003	+0.767	16.927	24.786	15.290
4	8:17:23.945	56.236		16.649	24.334	15.253

(822) Elia Weiss						
1	8:12:13.762	58.258	+1.807	17.882	24.933	15.443
2	8:13:10.501	56.739	+0.288	16.764	24.491	15.484
3	8:14:08.264	57.763	+1.312	16.664	24.643	16.456
4	8:15:04.807	56.543	+0.092	16.863	24.219	15.461
5	8:16:02.205	57.398	+0.947	16.797	24.268	16.333
6	8:16:58.892	56.687	+0.236	16.845	24.473	15.369
7	8:17:55.343	56.451		16.880	24.279	15.292

(853) Devin Leon Ucar						
1	8:12:31.431	58.567	+2.062	18.476	24.382	15.709
2	8:13:29.294	57.863	+1.358	17.374	24.787	15.702
3	8:14:26.406	57.112	+0.607	17.091	24.391	15.630
4	8:15:23.439	57.033	+0.528	16.950	24.245	15.838
5	8:16:19.944	56.505		16.885	24.305	15.315
6	8:17:16.634	56.690	+0.185	16.958	24.547	15.185

(895) Phil Colin Strenge						
1	8:12:50.706	58.271	+1.682	17.525	25.328	15.418
2	8:13:48.236	57.530	+0.941	16.797	25.318	15.415
3	8:14:45.269	57.033	+0.444	17.001	24.635	15.397
4	8:15:45.955	1:00.686	+4.097	18.008	27.017	15.261
5	8:16:42.544	56.589		16.775	24.445	15.369
6	8:17:39.437	56.893	+0.304	17.195	24.339	15.359

(882) Colin Hahn						
1	8:12:49.108	58.071	+1.469	18.039	24.593	15.439
2	8:13:48.438	59.330	+2.728	18.398	25.456	15.476
3	8:14:45.357	56.919	+0.317	16.953	24.637	15.329

4	8:15:42.173	56.816	+0.214	17.011	24.501	15.304
5	8:16:38.775	56.602		16.876	24.270	15.456
6	8:17:35.687	56.912	+0.310	17.070	24.495	15.347

(891) Luka Koullen						
1	8:12:29.892	1:00.777	+3.981	18.558	25.816	16.403
2	8:13:28.182	58.290	+1.494	17.279	25.361	15.650
3	8:14:24.978	56.796		17.105	24.148	15.543
4	8:15:22.333	57.355	+0.559	17.158	24.263	15.934

(845) Jan Waibel						
1	8:12:16.399	59.710	+2.872	18.721	25.343	15.646
2	8:13:12.558	57.159	+0.321	17.093	24.578	15.488
3	8:14:10.082	57.524	+0.686	17.008	24.662	15.854
4	8:15:07.228	57.146	+0.308	17.015	24.469	15.662
5	8:16:04.066	56.838		17.105	24.174	15.559
6	8:17:01.078	57.012	+0.174	17.057	24.444	15.511
7	8:18:02.745	1:01.667	+4.829	21.735	24.453	15.479

(811) Karl Schmiederer						
1	8:12:14.377	59.535	+2.608	18.353	25.519	15.663
2	8:13:11.626	57.249	+0.322	17.073	24.621	15.555
3	8:14:09.168	57.542	+0.615	17.348	24.475	15.719
4	8:15:06.095	56.927		16.897	24.375	15.655
5	8:16:03.542	57.447	+0.520	17.015	24.568	15.864
6	8:17:00.766	57.224	+0.297	17.050	24.479	15.695
7	8:17:58.280	57.514	+0.587	17.086	24.517	15.911

(829) Lutz Ohsenbrink						
1	8:13:41.104	58.659	+1.608	18.186	24.981	15.492
2	8:14:38.910	57.806	+0.755	16.976	25.165	15.665
3	8:15:36.362	1:27.452	+30.401	17.400	25.442	44.610
4	8:17:03.413	57.051		17.308	24.410	15.333

(920) Donar Munding						
1	8:12:58.012	1:02.190	+5.055	19.255	26.333	16.602
2	8:13:58.518	1:00.506	+3.371	17.837	26.727	15.942
3	8:14:57.383	58.865	+1.730	17.315	24.986	16.564
4	8:15:54.768	57.385	+0.250	17.064	24.586	15.735
5	8:16:51.903	57.135		17.170	24.496	15.469
6	8:17:49.220	57.317	+0.182	17.105	24.380	15.832

(817) Maximilian Engelstädter						
1	8:12:33.604	1:02.322	+5.031	20.575	25.608	16.139
2	8:13:33.102	59.498	+2.207	17.933	25.458	16.107
3	8:14:31.842	58.740	+1.449	17.492	25.238	16.010
4	8:15:30.015	58.173	+0.882	17.481	24.998	15.694
5	8:16:28.258	58.243	+0.952	17.652	25.049	15.542
6	8:17:25.549	57.291		17.247	24.388	15.656

(806) Moritz Fischer						
1	8:13:57.576	1:00.704	+2.534	19.131	25.714	15.859
2	8:14:56.587	59.011	+0.841	17.761	25.302	15.948
3	8:15:55.334	58.747	+0.577	17.552	25.409	15.786
4	8:16:53.504	58.170		17.528	24.870	15.772
5	8:17:59.576	1:06.072	+7.902	25.105	25.151	15.816

(820) Felix Maurer						
1	8:13:59.908	1:00.396	+2.027	18.132	25.989	16.275
2	8:14:59.506	59.598	+1.229	17.570	25.677	16.351
3	8:15:57.875	58.369		17.338	24.882	16.149
4	8:16:56.411	58.536	+0.167	17.369	25.073	16.094

(899) Luke Neubauer						
1	8:14:14.957	1:01.772	+2.864	19.518	26.070	16.184
2	8:15:14.098	59.141	+0.233	17.688	25.308	16.145
3	8:16:13.036	58.938	+0.030	17.360	25.663	15.915
4	8:17:11.944	58.908		17.418	25.517	15.973

(814) Nina Aptsiauri						
1	8:12:31.427	1:04.417	+5.375	19.936	27.797	16.684
2	8:13:32.329	1:00.902	+1.860	18.432	26.058	16.412
3	8:14:31.404	59.075	+0.033	17.758	25.425	15.892



INT. ADAC Kartrennen Kerpen

X30 SENIOR


Erftlandring Kerpen 1,110 Km

Warm Up Super Heat A

21.07.2024 08:11

Practice (6:00 Time) started at 8:11:01

Lap	Time of Day	Lap Tm	Diff	S1 Tm	S2 Tm	S3 Tm	Lap	Time of Day	Lap Tm	Diff	S1 Tm	S2 Tm	S3 Tm
5	8:16:29.888	59.442	+0.400	17.605	25.816	16.021							
6	8:17:29.631	59.743	+0.701	18.047	25.654	16.042							
(921) Janec Mike Gabrich													
1	8:12:16.361	1:02.152		20.174	26.087	15.891							





X30 SENIOR

Warm Up Super Heat B

Track length: 1.110 Km

Session Started: 8:22:03

Best Lap by: 887 - Torben Gröndahl - 56.832

Rank	#	Driver	Nat	Sponsor Entrant	Nat	License E-License	Make	laps	Best Lap	Diff	In Lap	Penalty
1	887	Torben Gröndahl	DEU	MSC Groß Dölln e.V. im ADAC CV Performance Group	DEU	ITC-C14120 BIF38321	KR/IAME/Komet	5	56.832		5	
2	877	Niklas Hirsch	DEU	MSC-Langenfeld e. V. im ADAC SIM-ON	DEU	ITF39320 KBF39246	Kosmic/IAME/Komet	6	57.289	0.457	4	
3	823	Jason Bralic	NLD	SIM-ON	DEU	ITG46957 KBF39246	Kosmic/IAME/Komet	5	57.329	0.497	5	
4	844	Kevin Wagner	DEU	MSC-Langenfeld e. V. im ADAC TB Racing Team	DEU	ITE 11828 KBF38262	KR/IAME/Komet	7	57.331	0.499	6	
5	812	Rocco Curcio	DEU	ADAC Württemberg e.V. AT-Motorsport	DEU	ITE29607 KBF38996	Exprit/IAME/Komet	5	57.366	0.534	5	
6	816	Elias Schorneck	DEU	VDB Kart Racing	DEU	ITE40538 KBF10478	Tony Kart/IAME/Komet	6	57.469	0.637	6	
7	807	Marlon Vatter	DEU	AT Motorsport	DEU	ITF38543 KBF38543	Exprit/IAME/Komet	6	57.547	0.715	6	
8	855	Matti Klasen	DEU	DSK e.V. Ja zum Motorsport RMW Motorsport	DEU	ITE13782 BIC39010	Tony Kart/IAME/Komet	6	57.709	0.877	6	
9	824	Noel Honguero	DEU	VDB Kart Racing	DEU	NKA39248 KBF10478	Tony Kart/IAME/Komet	6	57.799	0.967	6	
10	919	Zino Fahlke	DEU	Larea GT1 Racing	DEU	ITE 16367 KBF39725	Kosmic/IAME/Komet	6	57.835	1.003	5	
11	854	Daniel Brozovic	DEU	Valier Motorsport	DEU	ITE 42036 KBF39300	Energy/IAME/Komet	6	57.859	1.027	6	
12	821	Manuel Wagner	DEU	RS-Motorsport	DEU	ITE 39259 KBF40372	CRG/IAME/Komet	6	57.867	1.035	6	
13	888	Louis Schütze	DEU	RF Racing	DEU	ITE 17941 KBF41358	KR/IAME/Komet	6	58.006	1.174	5	
14	835	Jarno Wiese	DEU	VDB Kart Racing	DEU	ITE 40767 KBF10478	OTK/IAME/Komet	5	58.288	1.456	3	
15	872	Tobias Burgstahler	DEU	ADAC Württemberg e.V. Stern Motorsport	DEU	NKA38364 KBF38195	KR/IAME/Komet	6	58.795	1.963	6	
16	884	Davin Singer	DEU	ADAC Südbaden e.V. CV Performance Group	DEU	ITE 23384 BIF38321	KR/IAME/Komet	2	58.803	1.971	2	
17	843	Luis Simon	DEU	PCH Racing	DEU	NKA36581 KBF39956	LN/IAME/Komet	6	58.912	2.080	6	
18	923	Mehmet Efe Aybar	DEU	RMW Motorsport	DEU	NKA41197 BIF39010	OTK/IAME/Komet	6	59.039	2.207	5	
19	815	Moritz Wolber	DEU	ADAC Südbaden e.V. NEES RACING	DEU	NKA16641 BIF17863	Maranello/IAME/Komet	6	59.102	2.270	3	
20	818	Matthy Vandebroek	DEU	VDB Kart Racing	DEU	ITE 11491 KBF10478	Tony Kart/IAME/Komet	6	1:00.110	3.278	5	
21	898	Hawk Baylaan White	GBR	AT Motorsport	DEU	ITE40903 BIC38996	Exprit/IAME/Komet	5	1:00.293	3.461	4	
22	834	Moritz Schwing	DEU	Team NKS	DEU	ITE 12057 KBF29153	DR/IAME/Komet	2	1:00.497	3.665	2	
23	904	Tobias Feeser	DEU	Sonja Feeser	DEU	ITE13863 BEK1198789	KR/IAME/Komet	0			0	

Not classified

DNS	922	Jason Maurice Krajewski	DEU	LAREA GT1 RACING	DEU	NKA15778 KBF39725	Kosmic/IAME/Komet	0			0	
-----	-----	-------------------------	-----	------------------	-----	----------------------	-------------------	---	--	--	---	--

Timekeeper
M.Riehmers

Race Director
H.Seidel

These results are provisional until the conclusion of any judicial and technical matters!

Printed: 21.07.2024 / 08:29



INT. ADAC Kartrennen Kerpen

X30 SENIOR

Erftlandring Kerpen 1,110 Km

Warm Up Super Heat B

21.07.2024 08:22

Practice (6:00 Time) started at 8:22:03

Lap	Time of Day	Lap Tm	Diff	S1 Tm	S2 Tm	S3 Tm
(887) Torben Gröndahl						
1	8:24:00.323	58.560	+1.728	17.386	25.647	15.527
2	8:25:29.105	1:28.782	+31.950	17.370	26.112	45.300
3	8:26:27.483	58.378	+1.546	16.898	26.116	15.364
4	8:27:24.856	57.373	+0.541	16.642	25.531	15.200
5	8:28:21.688	56.832		16.501	25.217	15.114

Lap	Time of Day	Lap Tm	Diff	S1 Tm	S2 Tm	S3 Tm
(877) Niklas Hirsch						
1	8:23:37.468	58.473	+1.184	17.733	25.522	15.218
2	8:24:35.300	57.832	+0.543	16.908	25.525	15.399
3	8:25:33.096	57.796	+0.507	16.843	25.543	15.410
4	8:26:30.385	57.289		16.800	25.207	15.282
5	8:27:29.264	58.879	+1.590	16.895	26.245	15.739
6	8:28:27.075	57.811	+0.522	16.842	25.475	15.494

Lap	Time of Day	Lap Tm	Diff	S1 Tm	S2 Tm	S3 Tm
(823) Jason Bralic						
1	8:25:01.194	59.864	+2.535	17.936	25.998	15.930
2	8:25:59.347	58.153	+0.824	16.915	25.486	15.752
3	8:26:57.051	57.704	+0.375	16.727	25.496	15.481
4	8:27:54.417	57.366	+0.037	16.575	25.234	15.557
5	8:28:51.746	57.329		16.648	25.208	15.473

Lap	Time of Day	Lap Tm	Diff	S1 Tm	S2 Tm	S3 Tm
(844) Kevin Wagner						
1	8:23:12.797	1:00.518	+3.187	18.691	26.147	15.680
2	8:24:10.803	58.006	+0.675	16.895	25.600	15.511
3	8:25:08.709	57.906	+0.575	16.880	25.633	15.393
4	8:26:06.396	57.687	+0.356	16.745	25.563	15.379
5	8:27:03.870	57.474	+0.143	16.798	25.350	15.326
6	8:28:01.201	57.331		16.704	25.324	15.303
7	8:28:58.843	57.642	+0.311	16.839	25.498	15.305

Lap	Time of Day	Lap Tm	Diff	S1 Tm	S2 Tm	S3 Tm
(812) Rocco Curcio						
1	8:23:21.318	1:02.498	+5.182	19.306	27.061	16.131
2	8:24:21.083	59.765	+2.399	17.228	26.064	16.473
3	8:26:31.254	2:10.171	+1:12.805	17.082	26.650	1:26.439
4	8:27:28.944	57.600	+0.324	17.022	25.133	15.535
5	8:28:26.310	57.366		16.575	25.116	15.675

Lap	Time of Day	Lap Tm	Diff	S1 Tm	S2 Tm	S3 Tm
(816) Elias Schorneck						
1	8:23:45.688	1:00.724	+3.255	18.584	26.127	16.013
2	8:24:43.877	58.189	+0.720	17.211	25.439	15.539
3	8:25:41.899	58.022	+0.553	16.961	25.623	15.438
4	8:26:40.018	58.119	+0.650	16.950	25.394	15.775
5	8:27:37.808	57.790	+0.321	16.879	25.293	15.618
6	8:28:35.277	57.469		16.924	25.375	15.170

Lap	Time of Day	Lap Tm	Diff	S1 Tm	S2 Tm	S3 Tm
(807) Marlon Vatter						
1	8:24:03.099	1:00.399	+2.852	17.976	26.269	16.154
2	8:25:02.278	59.179	+1.632	17.537	25.953	15.689
3	8:26:00.840	58.562	+1.015	17.198	25.929	15.435
4	8:26:58.726	57.886	+0.339	17.006	25.365	15.525
5	8:27:56.662	57.936	+0.389	16.812	25.653	15.471
6	8:28:54.209	57.547		16.834	25.400	15.313

Lap	Time of Day	Lap Tm	Diff	S1 Tm	S2 Tm	S3 Tm
(855) Matti Klasen						
1	8:23:16.397	1:02.033	+4.324	18.255	27.486	16.292
2	8:24:15.156	58.769	+1.050	17.207	25.822	15.730
3	8:25:13.239	58.083	+0.374	16.938	25.538	15.607
4	8:26:11.317	58.078	+0.369	16.865	25.653	15.560
5	8:27:09.170	57.853	+0.144	16.806	25.478	15.569
6	8:28:06.879	57.709		16.813	25.286	15.610

Lap	Time of Day	Lap Tm	Diff	S1 Tm	S2 Tm	S3 Tm
(824) Noel Hongoero						
1	8:23:14.691	1:00.793	+2.994	17.884	27.005	15.904
2	8:24:13.403	58.712	+0.913	17.141	25.844	15.727
3	8:25:11.829	58.426	+0.627	17.204	25.572	15.650
4	8:26:10.087	58.258	+0.459	17.240	25.430	15.588
5	8:27:08.526	58.439	+0.640	17.133	25.644	15.662
6	8:28:06.325	57.799		16.868	25.394	15.537

Lap	Time of Day	Lap Tm	Diff	S1 Tm	S2 Tm	S3 Tm
(919) Zino Fahlke						
1	8:23:22.888	1:01.799	+3.964	19.528	26.321	15.950
2	8:24:21.620	58.732	+0.897	17.362	25.648	15.722

Lap	Time of Day	Lap Tm	Diff	S1 Tm	S2 Tm	S3 Tm
(854) Daniel Brozovic						
3	8:25:19.869	58.249	+0.414	17.155	25.601	15.493
4	8:26:18.130	58.261	+0.426	16.926	25.808	15.527
5	8:27:15.965	57.835		16.943	25.350	15.542
6	8:28:13.898	57.933	+0.098	16.883	25.455	15.595

Lap	Time of Day	Lap Tm	Diff	S1 Tm	S2 Tm	S3 Tm
(821) Manuel Wagner						
1	8:24:00.227	59.738	+1.879	17.568	26.124	16.046
2	8:24:58.738	58.511	+0.652	17.043	25.940	15.528
3	8:25:56.970	58.232	+0.373	17.040	25.677	15.515
4	8:26:54.970	58.000	+0.141	16.945	25.664	15.391
5	8:27:52.980	58.010	+0.151	16.858	25.693	15.459
6	8:28:50.839	57.859		16.889	25.518	15.452

Lap	Time of Day	Lap Tm	Diff	S1 Tm	S2 Tm	S3 Tm
(888) Louis Schütze						
1	8:23:13.370	1:00.553	+2.686	18.409	26.342	15.802
2	8:24:11.827	58.457	+0.590	17.187	26.697	15.573
3	8:25:10.098	58.271	+0.404	17.140	25.572	15.559
4	8:26:08.014	57.916	+0.049	17.058	25.503	15.355
5	8:27:06.109	58.095	+0.228	16.784	25.464	15.847
6	8:28:03.976	57.867		16.875	25.439	15.553

Lap	Time of Day	Lap Tm	Diff	S1 Tm	S2 Tm	S3 Tm
(835) Jarno Wiese						
1	8:23:34.935	1:00.638	+2.632	18.555	25.942	16.141
2	8:24:33.338	58.403	+0.397	16.955	25.534	15.914
3	8:25:36.524	1:03.186	+5.180	20.732	26.850	15.604
4	8:26:34.882	58.358	+0.352	16.895	25.776	15.687
5	8:27:32.888	58.006		16.687	25.557	15.762
6	8:28:31.084	58.196	+0.190	16.690	25.555	15.951

Lap	Time of Day	Lap Tm	Diff	S1 Tm	S2 Tm	S3 Tm
(872) Tobias Burgstahler						
1	8:23:19.010	1:01.976	+3.688	19.722	26.116	16.138
2	8:24:17.437	58.427	+0.139	16.820	26.742	15.865
3	8:26:15.725	58.268		16.798	25.783	15.707
4	8:27:14.322	58.597	+0.309	16.767	25.711	16.119
5	8:28:13.221	58.899	+0.611	17.243	25.941	15.715

Lap	Time of Day	Lap Tm	Diff	S1 Tm	S2 Tm	S3 Tm
(872) Tobias Burgstahler						
1	8:23:19.061	1:01.721	+2.926	18.505	26.977	16.239
2	8:24:19.304	1:00.243	+1.448	17.467	26.466	16.310
3	8:25:19.096	59.792	+0.997	17.411	26.404	15.977
4	8:26:18.585	59.489	+0.694	17.273	26.428	15.788
5	8:27:18.513	59.928	+1.133	17.401	25.996	16.531
6	8:28:17.308	58.795		17.200	25.848	15.747

Lap	Time of Day	Lap Tm	Diff	S1 Tm	S2 Tm	S3 Tm
(884) Davin Singer						
1	8:23:36.231	59.484	+0.681	17.617	25.974	15.893
2	8:24:35.034	58.803		17.178	25.767	15.858

Lap	Time of Day	Lap Tm	Diff	S1 Tm	S2 Tm	S3 Tm
(843) Luis Simon						
1	8:23:17.139	1:03.690	+4.778	19.025	28.279	16.386
2	8:24:16.454	59.315	+0.403	17.319	26.027	15.969
3	8:25:15.505	59.051	+0.139	17.342	25.745	15.964
4	8:26:15.041	59.536	+0.624	17.051	26.162	16.323
5	8:27:14.247	59.206	+0.294	17.052	25.852	16.302
6	8:28:13.159	58.912		17.241	25.818	15.853

Lap	Time of Day	Lap Tm	Diff	S1 Tm	S2
-----	-------------	--------	------	-------	----

INT. ADAC Kartrennen Kerpen

X30 SENIOR


Erftlandring Kerpen 1,110 Km

Warm Up Super Heat B

21.07.2024 08:22

Practice (6:00 Time) started at 8:22:03

Lap	Time of Day	Lap Tm	Diff	S1 Tm	S2 Tm	S3 Tm	Lap	Time of Day	Lap Tm	Diff	S1 Tm	S2 Tm	S3 Tm
2	8:24:29.654	1:02.598	+2.488	18.408	27.794	16.396							
3	8:25:34.950	1:05.296	+5.186	19.252	29.887	16.157							
4	8:26:36.257	1:01.307	+1.197	18.596	26.798	15.913							
5	8:27:36.367	1:00.110		17.555	26.438	16.117							
6	8:28:37.902	1:01.535	+1.425	18.629	26.914	15.992							
(898) Hawk Baylaan White													
1	8:23:19.764	1:01.557	+1.264	18.529	26.557	16.471							
2	8:25:34.314	2:14.550	+1:14.257	17.732	26.437	1:30.381							
3	8:26:42.674	1:08.360	+8.067	18.074	34.414	15.872							
4	8:27:42.967	1:00.293		17.499	26.150	16.644							
5	8:28:43.515	1:00.548	+0.255	17.681	26.683	16.184							
(834) Moritz Schwing													
1	8:23:25.380	1:04.942	+4.445	20.806	27.845	16.291							
2	8:24:25.877	1:00.497		17.839	26.436	16.222							





X30 SENIOR

Super Heat Group A

Track length: 1.110 Km
Race Started: 10:10:51
Best Lap by: 822 - Elia Weiss - 44.732

Rank	#	Driver	Nat	Sponsor Entrant	Nat	License E-License	Make	laps	T. Time Diff	Best Lap	Penalty	Points
1	895	Phil Colin Streng	DEU	ADAC Württemberg e.V. Ebert Motorsport	DEU	ITE42785 EL38528	LN/IAME/Komet	14	10:40.184	44.955		75
2	822	Elia Weiss	DEU	DSK e.V. Ja zum Motorsport SIM-ON	DEU	ITG38504 KBF39246	Kosmic/IAME/Komet	14	10:44.301 4.117	44.732		69
3	891	Luka Koullen	NLD	PCH Racing	DEU	NKA50483 BIF39956	KR/IAME/Komet	14	10:46.625 6.441	45.314		63
4	836	Max Ohsenbrink	DEU	KSL Racing Team	DEU	ITE18670 KBF1304585	Alonso/IAME/Komet	14	10:47.960 7.776	45.525		57
5	810	Daniel Guinhard	GBR	SFR Motorsport	GBR	ITC-C292117 IBL368379	KR/IAME/Komet	14	10:49.795 9.611	45.215		51
6	829	Lutz Ohsenbrink	DEU	KSL Racing Team	DEU	ITE40759 KBF1304585	Alonso/IAME/Komet	14	10:50.007 9.823	45.066		48
7	845	Jan Waibel	DEU	ADAC Mittelrhein e.V. VDB Kart Racing	DEU	NKA12495 KBF10478	Tony Kart/IAME/Komet	14	10:50.857 10.673	45.422		45
8	876	Cemil Bayyati	DEU	Dörr Motorsport	DEU	ITG15366 BIF38420	KR/IAME/Komet	14	10:51.414 11.230	45.133	+ 5 sec	42
9	811	Karl Schmiederer	DEU	RS-Motorsport	DEU	ITE39775 KBF40372	CRG/IAME/Komet	14	10:52.463 12.279	45.686		39
10	809	Luis Esser	DEU	RMW Motorsport	DEU	ITE11661 KBF39010	OTK/IAME/Komet	14	10:53.624 13.440	45.307		36
11	920	Donar Munding	LIE	Stern Motorsport	DEU	ITC-C12345 BIC38195	KR/IAME/Komet	14	10:53.719 13.535	45.025		34
12	833	Jannik Rimmert	DEU	VDB Kart Racing	DEU	ITE19994 KBF10478	Tony Kart/IAME/Komet	14	10:56.321 16.137	45.365	+ 5 sec	32
13	806	Moritz Fischer	DEU	ADAC Pfalz e.V. DUTT MOTORSP. by FENSTER.COM	LUX	NKA26409 IBLK867	Tony Kart/IAME/Komet	14	10:56.650 16.466	45.639		30
14	881	Jacob Trost	DEU	ADAC Hessen-Thüringen e.V. DUTT MOTORSPORT by FENSTER.COM	LUX	NKA41233 IDCK867	Tony Kart/IAME/Komet	14	10:56.716 16.532	45.373		28
15	899	Luke Neubauer	DEU	AT Motorsport	DEU	ITE45043 KBF38996	OTK/IAME/Komet	14	10:57.794 17.610	45.531		26
16	853	Devin Leon Ucar	DEU	ADAC Pfalz e.V. PCH Racing	DEU	ITF40418 KBF39956	Tony Kart /IAME/Komet	14	11:01.550 21.366	45.238		24
17	808	Eric Wess	DEU	Kartshop Ampfing	DEU	ITE44964 KBF25142	Drago Corse/IAME/Komet	14	11:01.625 21.441	45.742		22
18	817	Maximilian Engelstädter	DEU	Dörr Motorsport	DEU	NKA40565 BIF38420	KR/IAME/Komet	14	11:01.941 21.757	45.656		20
19	830	Max Hezel	DEU	ADAC Hessen-Thüringen e.V. CV Performance Group	DEU	ITF38265 BIF38321	KR/IAME/Komet	14	11:06.592 26.408	45.067	+ 5 sec	18
20	882	Colin Hahn	DEU	Team Hemkemeyer	DEU	NKA25476 KBF42853	Falcon/IAME/Komet	14	11:10.216 30.032	46.278	+ 5 sec	17
21	918	Leonard Schutzmann	ARE	CRG Deutschland	DEU	ITFK23 051 KBF18122	CRG/IAME/Komet	14	11:13.259 33.075	46.621	+ 5 sec	16
22	820	Felix Maurer	DEU	DUTT MOTORSPORT by FENSTER.com	LUX	NKA41244 IBLK867	Tony Kart/IAME/Komet	13	10:03.284 1 Lap	45.263		15
23	921	Janec Mike Gabrich	DEU	ADAC Berlin-Brandenburg e.V. LAREA GT1 RACING	DEU	NKA38939 KBF39725	Kosmic/IAME /Komet	10	7:58.090 4 Laps	45.664		14
24	814	Nina Aptsiauri	GEO	CRG Deutschland	DEU	ITF230054 KBF18122	CRG/IAME/Komet	8	6:43.134 6 Laps	47.122		13

Announcements

- # 833,882,918 + 5 sec front fairing
- # 830 + 5 sec causing a collision
- # 876 + 5 sec push

Timekeeper
M.Riehmers

Race Director
H.Seidel



INT. ADAC Kartrennen Kerpen

X30 SENIOR

Erftlandring Kerpen 1,110 Km

Super Heat Group A

21.07.2024 10:08

Race (14 Laps) started at 10:10:51

Lap	Time of Day	Lap Tm	Diff	S1 Tm	S2 Tm	S3 Tm	Lap	Time of Day	Lap Tm	Diff	S1 Tm	S2 Tm	S3 Tm
(895) Phil Colin Strenge							9	10:17:53.579	45.215		13.416	20.002	11.797
1	10:11:40.662	48.909	+3.954	15.022	21.442	12.445	10	10:18:39.395	45.816	+0.601	13.478	20.438	11.900
2	10:12:28.534	47.872	+2.917	15.454	20.401	12.017	11	10:19:24.649	45.254	+0.039	13.354	20.038	11.862
3	10:13:14.631	46.097	+1.142	13.698	20.470	11.929	12	10:20:09.909	45.260	+0.045	13.398	20.022	11.840
4	10:14:00.563	45.932	+0.977	13.741	20.345	11.846	13	10:20:55.515	45.606	+0.391	13.592	20.214	11.800
5	10:14:46.129	45.566	+0.611	13.579	20.056	11.931	14	10:21:41.548	46.033	+0.818	13.455	20.666	11.912
6	10:15:31.331	45.202	+0.247	13.463	19.939	11.800	(829) Lutz Ohsenbrink						
7	10:16:16.448	45.117	+0.162	13.500	19.884	11.733	1	10:11:41.029	49.177	+4.111	15.193	21.239	12.745
8	10:17:01.642	45.194	+0.239	13.386	19.995	11.813	2	10:12:35.355	54.326	+9.260	19.971	21.930	12.425
9	10:17:46.723	45.081	+0.126	13.413	19.905	11.763	3	10:13:21.383	46.028	+0.962	13.681	20.329	12.018
10	10:18:31.969	45.246	+0.291	13.402	20.036	11.808	4	10:14:07.398	46.015	+0.949	13.744	20.262	12.009
11	10:19:16.933	44.964	+0.009	13.318	19.892	11.754	5	10:14:53.314	45.916	+0.850	13.743	20.197	11.976
12	10:20:01.888	44.955		13.337	19.845	11.773	6	10:15:38.680	45.366	+0.300	13.433	19.985	11.948
13	10:20:46.888	45.000	+0.045	13.292	19.930	11.778	7	10:16:24.115	45.435	+0.369	13.468	20.100	11.867
14	10:21:31.937	45.049	+0.094	13.335	19.918	11.796	8	10:17:09.203	45.088	+0.022	13.309	19.936	11.843
(822) Elia Weiss							9	10:17:54.269	45.066		13.359	19.903	11.804
1	10:11:40.575	48.790	+4.058	14.735	21.621	12.434	10	10:18:39.931	45.662	+0.596	13.425	20.062	12.175
2	10:12:31.695	51.120	+6.388	18.484	20.550	12.086	11	10:19:25.147	45.216	+0.150	13.338	19.962	11.916
3	10:13:17.771	46.076	+1.344	13.696	20.462	11.918	12	10:20:10.213	45.066		13.285	19.939	11.842
4	10:14:04.051	46.280	+1.548	13.768	20.651	11.861	13	10:20:56.114	45.901	+0.835	13.466	20.546	11.889
5	10:14:49.275	45.224	+0.492	13.449	19.893	11.882	14	10:21:41.760	45.646	+0.580	13.337	20.319	11.990
6	10:15:34.167	44.892	+0.160	13.331	19.804	11.757	(845) Jan Waibel						
7	10:16:20.019	45.852	+1.120	13.526	20.483	11.843	1	10:11:43.513	50.753	+5.331	16.230	22.134	12.389
8	10:17:05.319	45.300	+0.568	13.720	19.835	11.745	2	10:12:30.640	47.127	+1.705	14.569	20.501	12.057
9	10:17:50.343	45.024	+0.292	13.220	19.732	12.072	3	10:13:17.208	46.568	+1.146	13.760	20.634	12.174
10	10:18:35.698	45.355	+0.623	13.222	20.330	11.803	4	10:14:03.799	46.591	+1.169	14.090	20.396	12.105
11	10:19:20.430	44.732		13.267	19.755	11.710	5	10:14:49.856	46.067	+0.635	13.878	20.267	11.912
12	10:20:05.842	45.412	+0.680	13.751	19.843	11.818	6	10:15:35.464	45.608	+0.186	13.592	20.145	11.871
13	10:20:51.182	45.340	+0.608	13.596	19.976	11.768	7	10:16:21.019	45.555	+0.133	13.518	20.219	11.818
14	10:21:36.054	44.872	+0.140	13.267	19.852	11.753	8	10:17:06.441	45.422		13.491	20.080	11.851
(891) Luka Koullén							9	10:17:52.121	45.680	+0.258	13.520	20.227	11.933
1	10:11:41.195	48.976	+3.662	15.307	20.898	12.771	10	10:18:38.169	46.048	+0.626	13.843	20.233	11.972
2	10:12:27.769	46.574	+1.260	13.686	20.655	12.233	11	10:19:23.829	45.660	+0.238	13.507	20.183	11.970
3	10:13:15.274	47.505	+2.191	14.079	21.368	12.058	12	10:20:09.436	45.607	+0.185	13.471	20.207	11.929
4	10:14:01.469	46.195	+0.881	13.634	20.467	12.094	13	10:20:56.767	47.331	+1.909	13.497	21.773	12.061
5	10:14:47.192	45.723	+0.409	13.497	20.138	12.088	14	10:21:42.610	45.843	+0.421	13.523	20.388	11.932
6	10:15:32.804	45.612	+0.298	13.463	20.071	12.078	(876) Cemil Bayyati						
7	10:16:18.126	45.322	+0.008	13.462	19.934	11.926	1	10:11:41.535	49.181	+4.048	15.743	21.104	12.334
8	10:17:03.442	45.316	+0.002	13.418	19.978	11.920	2	10:12:28.394	46.859	+1.726	14.218	20.574	12.067
9	10:17:48.847	45.405	+0.091	13.439	19.971	11.995	3	10:13:15.460	47.066	+1.933	14.448	20.573	12.045
10	10:18:34.855	46.008	+0.694	14.029	20.064	11.915	4	10:14:02.572	47.112	+1.979	13.704	21.293	12.115
11	10:19:20.333	45.478	+0.164	13.351	20.019	12.108	5	10:14:48.380	45.808	+0.675	13.732	20.136	11.940
12	10:20:07.139	46.806	+1.492	14.906	20.000	11.900	6	10:15:33.792	45.412	+0.279	13.560	19.971	11.881
13	10:20:52.453	45.314		13.398	19.930	11.986	7	10:16:19.232	45.440	+0.307	13.542	20.006	11.892
14	10:21:38.378	45.925	+0.611	13.565	20.335	12.025	8	10:17:04.452	45.220	+0.087	13.512	19.900	11.808
(836) Max Ohsenbrink							9	10:17:49.722	45.270	+0.137	13.463	19.918	11.889
1	10:11:41.435	48.984	+3.459	15.548	20.939	12.497	10	10:18:36.246	46.524	+1.391	13.603	20.961	11.960
2	10:12:27.922	46.487	+0.962	13.943	20.438	12.106	11	10:19:21.379	45.133		13.426	19.892	11.815
3	10:13:14.387	46.465	+0.940	13.909	20.527	12.029	12	10:20:06.658	45.279	+0.146	13.491	19.993	11.795
4	10:14:00.348	45.961	+0.436	13.707	20.251	12.003	13	10:20:52.227	45.569	+0.436	13.451	20.161	11.957
5	10:14:46.398	46.050	+0.525	13.686	20.422	11.942	14	10:21:38.167	45.940	+0.807	13.637	20.415	11.888
6	10:15:31.965	45.567	+0.042	13.537	20.156	11.874	(811) Karl Schmiederer						
7	10:16:17.571	45.606	+0.081	13.543	20.123	11.940	1	10:11:42.384	50.045	+4.359	16.252	21.398	12.395
8	10:17:03.096	45.525		13.465	20.178	11.882	2	10:12:29.426	47.042	+1.356	14.188	20.649	12.205
9	10:17:48.715	45.619	+0.094	13.524	20.110	11.985	3	10:13:17.123	47.697	+2.011	14.763	20.679	12.255
10	10:18:34.311	45.596	+0.071	13.568	20.109	11.919	4	10:14:04.520	47.397	+1.711	14.065	21.212	12.120
11	10:19:19.957	45.646	+0.121	13.552	20.217	11.877	5	10:14:50.592	46.072	+0.386	13.757	20.228	12.087
12	10:20:05.622	45.665	+0.140	13.480	20.248	11.937	6	10:15:36.330	45.738	+0.052	13.553	20.165	12.020
13	10:20:52.053	46.431	+0.906	14.336	20.239	11.856	7	10:16:23.011	46.681	+0.995	13.986	20.331	12.364
14	10:21:39.713	47.660	+2.135	13.704	21.560	12.396	8	10:17:09.127	46.116	+0.430	13.853	20.087	12.176
(810) Daniel Guinchart							9	10:17:54.882	45.755	+0.069	13.752	20.019	11.984
1	10:11:43.312	50.743	+5.528	16.275	22.057	12.411	10	10:18:41.018	46.136	+0.450	13.630	20.384	12.122
2	10:12:32.871	49.559	+4.344	16.628	20.613	12.318	11	10:19:26.733	45.715	+0.029	13.560	20.112	12.043
3	10:13:19.803	46.932	+1.717	14.268	20.653	12.011	12	10:20:12.500	45.767	+0.081	13.591	20.163	12.013
4	10:14:05.753	45.950	+0.735	13.662	20.094	12.194	13	10:20:58.186	45.586		13.624	20.059	12.003
5	10:14:52.031	46.278	+1.063	13.800	20.541	11.937	14	10:21:44.216	46.030	+0.344	13.559	20.402	12.069
6	10:15:37.440	45.409	+0.194	13.505	19.967	11.937	(809) Luis Esser						
7	10:16:23.112	45.672	+0.457	13.430	19.912	12.330	1	10:11:41.698	49.694	+4.387	16.261	21.118	12.315
8	10:17:08.364	45.252	+0.037	13.455	19.975	11.822	2	10:12:32.676	50.978	+5.671	17.517	21.263	12.198

Orbits



INT. ADAC Kartrennen Kerpen

X30 SENIOR

Erftlandring Kerpen 1,110 Km

Super Heat Group A

21.07.2024 10:08

Race (14 Laps) started at 10:10:51

Lap	Time of Day	Lap Tm	Diff	S1 Tm	S2 Tm	S3 Tm
3	10:13:20.269	47.593	+2.286	14.023	21.425	12.145
4	10:14:06.476	46.207	+0.900	13.912	20.321	11.974
5	10:14:52.492	46.016	+0.709	13.585	20.261	12.170
6	10:15:41.238	48.746	+3.439	16.599	20.130	12.017
7	10:16:26.729	45.491	+0.184	13.496	20.098	11.897
8	10:17:12.234	45.505	+0.198	13.429	20.203	11.873
9	10:17:57.541	45.307		13.413	19.969	11.925
10	10:18:43.145	45.604	+0.297	13.476	20.035	12.093
11	10:19:28.567	45.422	+0.115	13.450	20.108	11.864
12	10:20:14.443	45.876	+0.569	13.600	20.344	11.932
13	10:20:59.921	45.478	+0.171	13.438	20.135	11.905
14	10:21:45.377	45.456	+0.149	13.418	20.141	11.897

Lap	Time of Day	Lap Tm	Diff	S1 Tm	S2 Tm	S3 Tm
13	10:21:02.210	46.150	+0.777	13.949	20.164	12.037
14	10:21:48.469	46.259	+0.886	13.552	20.505	12.202
(899) Luke Neubauer						
1	10:11:45.423	52.451	+6.920	16.721	22.840	12.890
2	10:12:33.008	47.585	+2.054	15.099	20.473	12.013
3	10:13:20.094	47.086	+1.555	14.220	20.813	12.053
4	10:14:06.666	46.572	+1.041	13.971	20.560	12.041
5	10:14:53.654	46.988	+1.457	14.383	20.580	12.025
6	10:15:39.188	45.534	+0.003	13.596	20.091	11.847
7	10:16:24.852	45.664	+0.133	13.573	20.180	11.911
8	10:17:10.383	45.531		13.467	20.121	11.943
9	10:17:56.171	45.788	+0.257	13.475	20.150	12.163
10	10:18:42.447	46.276	+0.745	13.865	20.338	12.073
11	10:19:29.162	46.715	+1.184	14.026	20.629	12.060
12	10:20:15.972	46.810	+1.279	13.865	20.733	12.212
13	10:21:02.882	46.910	+1.379	14.360	20.355	12.195
14	10:21:49.547	46.665	+1.134	13.788	20.571	12.306

Lap	Time of Day	Lap Tm	Diff	S1 Tm	S2 Tm	S3 Tm
(920) Donar Munding						
1	10:11:42.260	49.527	+4.502	15.614	21.433	12.480
2	10:12:28.960	46.700	+1.675	14.038	20.655	12.007
3	10:13:18.438	49.478	+4.453	16.226	21.173	12.079
4	10:14:05.302	46.864	+1.839	14.368	20.406	12.090
5	10:14:52.262	46.960	+1.935	14.086	20.796	12.078
6	10:15:42.017	49.755	+4.730	17.420	20.280	12.055
7	10:16:27.786	45.769	+0.744	13.810	20.041	11.918
8	10:17:13.160	45.374	+0.349	13.541	19.991	11.842
9	10:17:58.443	45.283	+0.258	13.541	19.933	11.850
10	10:18:43.870	45.427	+0.402	13.557	19.953	11.917
11	10:19:29.261	45.391	+0.366	13.442	19.978	11.971
12	10:20:15.208	45.947	+0.922	13.572	20.484	11.891
13	10:21:00.447	45.239	+0.214	13.436	19.945	11.858
14	10:21:45.472	45.025		13.310	19.838	11.877

Lap	Time of Day	Lap Tm	Diff	S1 Tm	S2 Tm	S3 Tm
(853) Devin Leon Ucar						
1	10:11:43.153	50.695	+5.457	16.369	21.956	12.370
2	10:12:35.758	52.605	+7.367	18.219	22.191	12.195
3	10:13:22.875	47.117	+1.879	14.320	20.611	12.186
4	10:14:09.218	46.343	+1.105	13.767	20.529	12.047
5	10:14:54.983	45.765	+0.527	13.620	20.230	11.915
6	10:15:40.766	45.783	+0.545	13.585	20.250	11.948
7	10:16:26.387	45.621	+0.383	13.534	20.199	11.888
8	10:17:12.077	45.690	+0.452	13.440	20.332	11.918
9	10:17:57.315	45.238		13.322	20.005	11.911
10	10:18:48.799	51.484	+6.246	13.486	20.205	12.073
11	10:19:35.099	46.300	+1.062	13.661	20.721	11.918
12	10:20:20.886	45.787	+0.549	13.605	20.225	11.957
13	10:21:06.662	45.776	+0.538	13.464	20.263	12.049
14	10:21:53.303	46.641	+1.403	13.520	20.383	12.738

Lap	Time of Day	Lap Tm	Diff	S1 Tm	S2 Tm	S3 Tm
(833) Jannik Remmert						
1	10:11:44.529	51.176	+5.811	16.416	22.409	12.351
2	10:12:35.418	50.889	+5.524	17.429	21.230	12.230
3	10:13:21.465	46.047	+0.682	13.867	20.158	12.022
4	10:14:06.877	45.412	+0.047	13.532	20.025	11.855
5	10:14:52.612	45.735	+0.370	13.660	20.039	12.036
6	10:15:38.051	45.439	+0.074	13.701	19.921	11.817
7	10:16:24.228	46.177	+0.812	13.990	20.275	11.912
8	10:17:09.593	45.365		13.574	19.947	11.844
9	10:17:55.013	45.420	+0.055	13.580	20.027	11.813
10	10:18:40.605	45.592	+0.227	13.620	20.041	11.931
11	10:19:26.392	45.787	+0.422	13.810	20.100	11.877
12	10:20:11.805	45.413	+0.048	13.417	20.071	11.925
13	10:20:57.423	45.618	+0.253	13.567	20.154	11.897
14	10:21:43.074	45.651	+0.286	13.489	20.166	11.996

Lap	Time of Day	Lap Tm	Diff	S1 Tm	S2 Tm	S3 Tm
(808) Eric Wess						
1	10:11:42.687	50.137	+4.395	16.139	21.543	12.455
2	10:12:38.123	55.436	+9.694	21.230	21.685	12.521
3	10:13:24.917	46.794	+1.052	14.132	20.533	12.129
4	10:14:11.804	46.887	+1.145	14.222	20.403	12.262
5	10:14:57.980	46.176	+0.434	13.779	20.349	12.048
6	10:15:43.909	45.929	+0.187	13.650	20.256	12.023
7	10:16:30.296	46.387	+0.645	13.797	20.503	12.087
8	10:17:17.126	46.830	+1.088	14.478	20.222	12.130
9	10:18:02.868	45.742		13.562	20.078	12.102
10	10:18:49.095	46.227	+0.485	13.667	20.350	12.210
11	10:19:34.962	45.867	+0.125	13.525	20.295	12.047
12	10:20:21.030	46.068	+0.326	13.925	20.189	11.954
13	10:21:06.837	45.807	+0.065	13.548	20.224	12.035
14	10:21:53.378	46.541	+0.799	13.579	20.431	12.531

Lap	Time of Day	Lap Tm	Diff	S1 Tm	S2 Tm	S3 Tm
(806) Moritz Fischer						
1	10:11:43.883	51.192	+5.553	16.469	22.096	12.627
2	10:12:34.612	50.729	+5.090	17.174	21.355	12.200
3	10:13:22.207	47.595	+1.956	15.023	20.501	12.071
4	10:14:08.215	46.008	+0.369	13.721	20.250	12.037
5	10:14:54.005	45.790	+0.151	13.622	20.184	11.984
6	10:15:39.662	45.657	+0.018	13.640	20.053	11.964
7	10:16:25.490	45.828	+0.189	13.633	20.250	11.945
8	10:17:11.211	45.721	+0.082	13.564	20.204	11.953
9	10:17:56.850	45.639		13.514	20.159	11.966
10	10:18:42.597	45.747	+0.108	13.483	20.140	12.124
11	10:19:28.383	45.786	+0.147	13.587	20.206	11.993
12	10:20:15.854	47.471	+1.832	14.259	21.024	12.188
13	10:21:01.876	46.022	+0.383	13.698	20.180	12.144
14	10:21:48.403	46.527	+0.888	13.551	20.735	12.241

Lap	Time of Day	Lap Tm	Diff	S1 Tm	S2 Tm	S3 Tm
(817) Maximilian Engelstädter						
1	10:11:46.175	52.521	+6.865	16.630	22.748	13.143
2	10:12:37.423	51.248	+5.592	15.373	23.443	12.432
3	10:13:24.852	47.429	+1.773	14.362	20.512	12.555
4	10:14:11.999	47.147	+1.491	14.574	20.471	12.102
5	10:14:58.705	46.706	+1.050	14.220	20.390	12.096
6	10:15:44.799	46.094	+0.438	13.853	20.255	11.986
7	10:16:30.455	45.656		13.536	20.049	12.071
8	10:17:16.869	46.414	+0.758	14.186	20.260	11.968
9	10:18:03.288	46.419	+0.763	14.159	20.267	11.993
10	10:18:49.525	46.237	+0.581	13.679	20.213	12.345
11	10:19:35.570	46.045	+0.389	13.812	20.184	12.049
12	10:20:21.317	45.747	+0.091	13.501	20.253	11.993
13	10:21:07.072	45.755	+0.099	13.618	20.130	12.007
14	10:21:53.694	46.622	+0.966	13.617	20.339	12.666

Lap	Time of Day	Lap Tm	Diff	S1 Tm	S2 Tm	S3 Tm
(881) Jacob Trost						
1	10:11:44.297	51.446	+6.073	16.304	22.474	12.668
2	10:12:37.133	52.836	+7.463	17.550	22.651	12.635
3	10:13:24.117	46.984	+1.611	14.269	20.636	12.079
4	10:14:10.369	46.252	+0.879	13.751	20.366	12.135
5	10:14:56.610	46.241	+0.868	13.562	20.631	12.048
6	10:15:42.538	45.928	+0.555	13.715	20.241	11.972
7	10:16:28.287	45.749	+0.376	13.526	20.217	12.006
8	10:17:13.660	45.373		13.425	20.063	11.885
9	10:17:59.131	45.471	+0.098	13.395	20.018	12.058
10	10:18:44.800	45.669	+0.296	13.434	20.114	12.121
11	10:19:30.397	45.597	+0.224	13.474	20.204	11.919
12	10:20:16.060	45.663	+0.290	13.434	20.156	12.073

Lap	Time of Day	Lap Tm	Diff	S1 Tm	S2 Tm	S3 Tm
(830) Max Hezel						
1	10:11:39.939	48.051	+2.984	14.723	21.013	12.315
2	10:12:32.536	52.597	+7.530	19.562	20.860	12.175
3	10:13:19.347	46.811				

INT. ADAC Kartrennen Kerpen

X30 SENIOR

Erftlandring Kerpen 1,110 Km

Super Heat Group A

21.07.2024 10:08

Race (14 Laps) started at 10:10:51

Lap	Time of Day	Lap Tm	Diff	S1 Tm	S2 Tm	S3 Tm	Lap	Time of Day	Lap Tm	Diff	S1 Tm	S2 Tm	S3 Tm
7	10:16:22.248	45.748	+0.681	13.516	20.161	12.071	6	10:15:53.521	50.841	+3.719	14.216	22.701	13.924
8	10:17:07.405	45.157	+0.090	13.410	19.940	11.807	7	10:16:44.461	50.940	+3.818	14.991	22.341	13.608
9	10:17:52.672	45.267	+0.200	13.415	19.876	11.976	8	10:17:34.887	50.426	+3.304	14.917	22.305	13.204
10	10:18:39.735	47.063	+1.996	14.166	20.684	12.213							
11	10:19:24.968	45.233	+0.166	13.298	19.895	12.040							
12	10:20:10.035	45.057		13.322	19.868	11.877							
13	10:20:55.258	45.223	+0.156	13.319	20.023	11.881							
14	10:21:53.345	58.087	+13.020	13.484	29.584	15.019							

(882) Colin Hahn

1	10:11:45.577	52.212	+5.934	16.517	22.787	12.908
2	10:12:35.191	49.614	+3.336	15.573	21.635	12.406
3	10:13:22.605	47.414	+1.136	14.685	20.603	12.126
4	10:14:09.574	46.969	+0.691	13.908	20.742	12.319
5	10:14:56.886	47.312	+1.034	14.153	20.999	12.160
6	10:15:43.513	46.627	+0.349	14.023	20.296	12.308
7	10:16:30.049	46.536	+0.258	14.013	20.429	12.094
8	10:17:16.481	46.432	+0.154	14.010	20.276	12.146
9	10:18:02.759	46.278		13.949	20.211	12.118
10	10:18:49.295	46.536	+0.258	13.953	20.281	12.302
11	10:19:36.236	46.941	+0.663	13.938	20.819	12.184
12	10:20:22.741	46.505	+0.227	13.872	20.457	12.176
13	10:21:09.465	46.724	+0.446	13.922	20.582	12.220
14	10:21:56.969	47.504	+1.226	13.868	21.124	12.512

(918) Leonard Schutzmänn

1	10:11:44.852	51.721	+5.100	16.160	22.615	12.946
2	10:12:36.680	51.828	+5.207	17.244	22.263	12.321
3	10:13:24.796	48.116	+1.495	15.342	20.562	12.212
4	10:14:11.532	46.736	+0.115	14.120	20.416	12.200
5	10:14:58.610	47.078	+0.457	14.512	20.377	12.189
6	10:15:45.543	46.933	+0.312	14.378	20.518	12.037
7	10:16:32.307	46.764	+0.143	13.952	20.659	12.153
8	10:17:18.928	46.621		14.210	20.297	12.114
9	10:18:05.560	46.632	+0.011	14.164	20.354	12.114
10	10:18:52.493	46.933	+0.312	14.047	20.586	12.300
11	10:19:39.538	47.045	+0.424	14.291	20.575	12.179
12	10:20:26.343	46.805	+0.184	13.977	20.620	12.208
13	10:21:13.050	46.707	+0.086	13.870	20.556	12.281
14	10:22:00.012	46.962	+0.341	14.088	20.564	12.310

(820) Felix Maurer

1	10:11:41.306	49.252	+3.989	15.645	20.877	12.730
2	10:12:28.066	46.760	+1.497	14.280	20.386	12.094
3	10:13:14.502	46.436	+1.173	13.871	20.495	12.070
4	10:14:01.676	47.174	+1.911	13.728	21.402	12.044
5	10:14:48.111	46.435	+1.172	14.127	20.088	12.220
6	10:15:33.721	45.610	+0.347	13.544	20.016	12.050
7	10:16:22.121	48.400	+3.137	13.807	22.544	12.049
8	10:17:07.670	45.549	+0.286	13.641	20.063	11.845
9	10:17:52.997	45.327	+0.064	13.450	19.885	11.992
10	10:18:39.153	46.156	+0.893	13.873	20.347	11.936
11	10:19:24.416	45.263		13.339	20.110	11.814
12	10:20:09.690	45.274	+0.011	13.386	19.937	11.951
13	10:20:55.037	45.347	+0.084	13.375	20.075	11.897

(921) Janec Mike Gabrich

1	10:11:45.171	52.308	+6.644	16.394	23.270	12.644
2	10:12:40.043	54.872	+9.208	21.694	20.885	12.293
3	10:13:27.063	47.020	+1.356	14.405	20.441	12.174
4	10:14:13.551	46.488	+0.824	13.970	20.152	12.366
5	10:14:59.834	46.283	+0.619	13.996	20.386	11.901
6	10:15:45.958	46.124	+0.460	13.683	20.156	12.285
7	10:16:32.524	46.566	+0.902	13.763	20.525	12.278
8	10:17:18.423	45.899	+0.235	13.757	20.180	11.962
9	10:18:04.087	45.664		13.621	20.028	12.015
10	10:18:49.843	45.756	+0.092	13.697	20.035	12.024

(814) Nina Aptsiauri

1	10:11:45.876	52.746	+5.624	16.980	22.750	13.016
2	10:12:37.877	52.001	+4.879	17.466	21.964	12.571
3	10:13:26.229	48.352	+1.230	14.919	20.921	12.512
4	10:14:13.351	47.122		14.013	20.695	12.414
5	10:15:02.680	49.329	+2.207	14.109	22.337	12.883

Orbits



INT. ADAC Kartrennen Kerpen

Lapchart

X30 SENIOR


Erftlandring Kerpen 1,110 Km

Super Heat Group A

21.07.2024 10:08

Race (14 Laps) started at 10:10:51

Competitors	Laps														
	0	1	2	3	4	5	6	7	8	9	10	11	12	13	14
Phil Colin Strenge (895)	1	895	830	891	836	836	895	895	895	895	895	895	895	895	895
Elia Weiss (822)	2	822	822	836	820	895	836	836	836	836	836	836	836	822	822
Lutz Ohsenbrink (829)	3	829	895	820	895	891	891	891	891	891	891	891	822	836	876
Max Hezel (830)	4	830	829	876	891	820	820	820	876	876	876	822	822	876	891
Luis Esser (809)	5	809	891	895	876	876	876	876	822	822	822	876	876	891	836
Felix Maurer (820)	6	820	820	920	811	845	822	822	845	845	845	845	845	820	810
Luka Koullen (891)	7	891	836	811	845	822	845	845	820	830	830	820	820	830	829
Karl Schmiederer (811)	8	811	876	845	822	811	811	811	830	820	820	810	810	810	845
Cemil Bayyati (876)	9	876	809	822	920	920	830	830	811	810	810	830	830	829	833
Max Ohsenbrink (836)	10	836	920	830	830	830	810	810	810	811	829	829	829	845	811
Devin Leon Ucar (853)	11	853	811	809	810	810	920	833	829	829	811	833	833	833	809
Eric Wess (808)	12	808	808	810	899	809	809	829	833	833	833	811	811	811	920
Daniel Guincharde (810)	13	810	853	899	809	899	833	899	899	899	899	899	806	809	806
Moritz Fischer (806)	14	806	810	806	829	833	829	806	806	806	806	806	809	920	881
Donar Munding (920)	15	920	845	882	833	829	899	853	853	853	853	809	899	806	899
Jan Waibel (845)	16	845	806	829	806	806	806	809	809	809	809	920	920	899	881
Jacob Trost (881)	17	881	881	833	882	853	853	920	920	920	920	881	881	881	899
Janec Mike Gabrich (921)	18	921	833	853	853	882	881	881	881	881	881	853	808	853	808
Luke Neubauer (899)	19	899	918	918	881	881	882	882	882	882	882	808	853	808	817
Nina Aptsiauri (814)	20	814	921	881	918	918	808	808	808	817	808	882	817	817	882
Leonard Schutzmänn (918)	21	918	899	817	817	808	918	817	817	808	817	817	882	882	918
Jannik Rimmert (833)	22	833	882	814	808	817	817	918	918	921	921	921	918	918	918
Colin Hahn (882)	23	882	814	808	814	814	921	921	921	918	918	918	918	918	918
Maximilian Engelstädter (817)	24	817	817	921	921	921	814	814	814	814	814	814	814	814	814





X30 SENIOR

Super Heat Group B

Track length: 1.110 Km

Race Started: 10:35:02

Best Lap by: 823 - Jason Bralic - 44.970

Rank	#	Driver	Nat	Sponsor Entrant	Nat	License E-License	Make	laps	T. Time Diff	Best Lap	Penalty	Points
1	0	823 Jason Bralic	NLD	SIM-ON	DEU	ITG46957 KBF39246	Kosmic/IAME/Komet	14	10:38.095	44.970		75
2	1	887 Torben Gröndahl	DEU	MSC Groß Dölln e.V. im ADAC CV Performance Group	DEU	ITC-C14120 BIF38321	KR/IAME/Komet	14	10:38.577 0.482	45.086		69
3	3	854 Daniel Brozovic	DEU	Valier Motorsport	DEU	ITE 42036 KBF39300	Energy/IAME/Komet	14	10:41.861 3.766	45.248		63
4	0	877 Niklas Hirsch	DEU	MSC-Langefeld e. V. im ADAC SIM-ON	DEU	ITF39320 KBF39246	Kosmic/IAME/Komet	14	10:42.200 4.105	45.079		57
5	0	884 Davin Singer	DEU	ADAC Südbaden e.V. CV Performance Group	DEU	ITE 23384 BIF38321	KR/IAME/Komet	14	10:43.396 5.301	45.245		51
6	5	815 Moritz Wolber	DEU	ADAC Südbaden e.V. NEES RACING	DEU	NKA16641 BIF17863	Maranello/IAME/Komet	14	10:47.110 9.015	45.419		48
7	5	821 Manuel Wagner	DEU	RS-Motorsport	DEU	ITE 39259 KBF40372	CRG/IAME/Komet	14	10:47.531 9.436	45.474		45
8	16	844 Kevin Wagner	DEU	MSC-Langefeld e. V. im ADAC TB Racing Team	DEU	ITE 11828 KBF38262	KR/IAME/Komet	14	10:48.012 9.917	45.236		42
9	-2	835 Jarno Wiese	DEU	VDB Kart Racing	DEU	ITE 40767 KBF10478	OTK/IAME/Komet	14	10:48.609 10.514	45.369	+ 5 sec	39
10	-2	919 Zino Fahke	DEU	Larea GT1 Racing	DEU	ITE 16367 KBF39725	Kosmic/IAME/Komet	14	10:48.619 10.524	45.474		36
11	3	816 Elias Schorneck	DEU	VDB Kart Racing	DEU	ITE40538 KBF10478	Tony Kart/IAME/Komet	14	10:48.991 10.896	45.094		34
12	-10	812 Rocco Curcio	DEU	ADAC Württemberg e.V. AT-Motorsport	DEU	ITE29607 KBF38996	Exprit/IAME/Komet	14	10:49.186 11.091	45.137		32
13	-4	855 Matti Klasen	DEU	DSK e.V. Ja zum Motorsport RMW Motorsport	DEU	ITE13782 BIC39010	Tony Kart/IAME/Komet	14	10:51.671 13.576	45.711		30
14	-4	923 Mehmet Efe Aybar	DEU	RMW Motorsport	DEU	NKA41197 BIF39010	OTK/IAME/Komet	14	10:51.788 13.693	45.463		28
15	3	818 Matthy Vandebroek	DEU	VDB Kart Racing	DEU	ITE 11491 KBF10478	Tony Kart/IAME/Komet	14	10:53.680 15.585	45.261		26
16	-3	888 Louis Schütze	DEU	RF Racing	DEU	ITE 17941 KBF41358	KR/IAME/Komet	14	10:58.599 20.504	45.903	+ 5 sec	24
17	4	824 Noel Honguero	DEU	VDB Kart Racing	DEU	NKA39248 KBF10478	Tony Kart/IAME/Komet	14	10:59.241 21.146	45.523	+ 5 sec	22
18	-1	807 Marlon Vatter	DEU	AT Motorsport	DEU	ITF38543 KBF38543	Exprit/IAME/Komet	14	10:59.327 21.232	45.259	+ 5 sec	20
19	-3	898 Hawk Baylaan White	GBR	AT Motorsport	DEU	ITE40903 BIC38996	Exprit/IAME/Komet	14	11:01.138 23.043	45.152	+ 5 sec	18
20	2	834 Moritz Schwing	DEU	Team NKS	DEU	ITE 12057 KBF29153	DR/IAME/Komet	14	11:08.666 30.571	46.073	+ 5 sec	17
21	-1	843 Luis Simon	DEU	PCH Racing	DEU	NKA36581 KBF39956	LN/IAME/Komet	14	11:09.968 31.873	46.324		16
22	-3	872 Tobias Burgstahler	DEU	ADAC Württemberg e.V. Stern Motorsport	DEU	NKA38364 KBF38195	KR/IAME/Komet	14	11:15.680 37.585	46.261		15
23	-8	904 Tobias Feeser	DEU	Sonja Feeser	DEU	ITE13863 BEK1198789	KR/IAME/Komet	0				14

Not classified

DNS	922	Jason Maurice Krajewski	DEU	LAREA GT1 RACING	DEU	NKA15778 KBF39725	Kosmic/IAME/Komet	0	DNS			12
-----	-----	-------------------------	-----	------------------	-----	----------------------	-------------------	---	-----	--	--	----

Announcements

834,898,824,835,888,807 + 5 sec front fairing



INT. ADAC Kartrennen Kerpen

X30 SENIOR

Erftlandring Kerpen 1,110 Km

Super Heat Group B

21.07.2024 10:33

Race (14 Laps) started at 10:35:02

Lap	Time of Day	Lap Tm	Diff	S1 Tm	S2 Tm	S3 Tm
(823) Jason Braic						
1	10:35:50.430	47.789	+2.819	14.635	20.791	12.363
2	10:36:36.550	46.120	+1.150	13.670	20.317	12.133
3	10:37:22.751	46.201	+1.231	13.972	20.172	12.057
4	10:38:08.421	46.670	+0.700	13.578	20.101	11.991
5	10:38:53.792	45.371	+0.401	13.472	19.961	11.938
6	10:39:39.623	45.831	+0.861	13.877	20.015	11.939
7	10:40:24.989	45.366	+0.396	13.480	19.986	11.900
8	10:41:10.124	45.135	+0.165	13.381	19.886	11.868
9	10:41:55.457	45.333	+0.363	13.522	19.968	11.843
10	10:42:40.525	45.068	+0.098	13.335	19.883	11.850
11	10:43:25.640	45.115	+0.145	13.347	19.964	11.804
12	10:44:10.733	45.093	+0.123	13.314	19.918	11.861
13	10:44:55.703	44.970		13.287	19.843	11.840
14	10:45:40.736	45.033	+0.063	13.271	19.884	11.878

(887) Torben Gröndahl						
1	10:35:50.585	47.865	+2.779	14.797	20.738	12.330
2	10:36:36.701	46.116	+1.030	13.794	20.132	12.190
3	10:37:22.472	45.771	+0.685	13.632	20.127	12.012
4	10:38:07.995	45.523	+0.437	13.529	20.004	11.990
5	10:38:53.530	45.535	+0.449	13.534	20.059	11.942
6	10:39:39.387	45.857	+0.771	13.901	20.009	11.947
7	10:40:24.722	45.335	+0.249	13.415	20.007	11.913
8	10:41:09.992	45.270	+0.184	13.357	19.945	11.968
9	10:41:55.211	45.219	+0.133	13.399	19.940	11.880
10	10:42:40.411	45.200	+0.114	13.382	19.948	11.870
11	10:43:25.922	45.511	+0.425	13.788	19.859	11.864
12	10:44:11.037	45.115	+0.029	13.372	19.856	11.887
13	10:44:56.132	45.095	+0.009	13.310	19.930	11.855
14	10:45:41.218	45.036		13.299	19.941	11.846

(854) Daniel Brozovic						
1	10:35:52.753	49.614	+4.366	16.149	21.139	12.326
2	10:36:38.918	46.165	+0.917	13.751	20.351	12.063
3	10:37:24.724	45.806	+0.558	13.574	20.248	11.984
4	10:38:10.216	45.492	+0.244	13.474	20.081	11.937
5	10:38:55.647	45.431	+0.183	13.442	20.108	11.881
6	10:39:41.802	46.155	+0.907	14.083	20.151	11.921
7	10:40:27.275	45.473	+0.225	13.456	19.991	12.026
8	10:41:12.796	45.521	+0.273	13.623	20.053	11.845
9	10:41:58.055	45.259	+0.011	13.411	19.984	11.864
10	10:42:43.303	45.248		13.422	19.994	11.832
11	10:43:28.604	45.301	+0.053	13.389	20.038	11.874
12	10:44:13.896	45.292	+0.044	13.377	20.088	11.827
13	10:44:59.222	45.326	+0.078	13.392	20.077	11.857
14	10:45:44.502	45.280	+0.032	13.366	20.050	11.864

(877) Niklas Hirsch						
1	10:35:51.813	48.761	+3.682	15.528	20.775	12.458
2	10:36:37.968	46.155	+1.076	13.690	20.252	12.213
3	10:37:23.558	45.590	+0.511	13.530	20.063	11.997
4	10:38:09.167	45.609	+0.530	13.441	20.063	12.105
5	10:38:54.582	45.415	+0.336	13.558	19.960	11.897
6	10:39:40.786	46.204	+1.125	13.871	20.253	12.080
7	10:40:26.985	46.199	+1.120	13.639	20.566	11.994
8	10:41:13.691	46.706	+1.627	14.678	20.136	11.892
9	10:41:58.854	45.163	+0.084	13.390	19.935	11.838
10	10:42:43.992	45.138	+0.059	13.312	19.932	11.894
11	10:43:29.071	45.079		13.353	19.893	11.833
12	10:44:14.567	45.496	+0.417	13.593	20.004	11.899
13	10:44:59.702	45.135	+0.056	13.395	19.917	11.823
14	10:45:44.841	45.139	+0.060	13.291	19.977	11.871

(884) Davin Singer						
1	10:35:50.799	47.967	+2.722	14.898	20.663	12.406
2	10:36:37.375	46.576	+1.331	14.032	20.399	12.145
3	10:37:23.146	45.771	+0.526	13.553	20.153	12.065
4	10:38:08.663	45.517	+0.272	13.487	20.090	11.940
5	10:38:54.105	45.442	+0.197	13.409	20.114	11.919
6	10:39:40.866	46.761	+1.516	14.097	20.584	12.080
7	10:40:27.126	46.260	+1.015	13.902	20.291	12.067
8	10:41:13.207	46.081	+0.836	13.937	20.152	11.992

9	10:41:58.473	45.266	+0.021	13.396	19.939	11.931
10	10:42:44.293	45.820	+0.575	13.551	20.340	11.929
11	10:43:29.538	45.245		13.353	20.024	11.868
12	10:44:14.934	45.396	+0.151	13.368	20.076	11.952
13	10:45:00.312	45.378	+0.133	13.433	20.061	11.884
14	10:45:46.037	45.725	+0.480	13.554	20.248	11.923

(815) Moritz Wolber						
1	10:35:54.361	51.064	+5.645	16.730	21.795	12.539
2	10:36:40.942	46.581	+1.162	14.240	20.311	12.030
3	10:37:26.915	45.973	+0.554	13.698	20.198	12.077
4	10:38:12.731	45.816	+0.397	13.566	20.185	12.065
5	10:38:58.867	46.136	+0.717	13.599	20.548	11.989
6	10:39:45.243	46.376	+0.957	14.220	20.268	11.888
7	10:40:30.819	45.576	+0.157	13.655	20.025	11.896
8	10:41:16.456	45.637	+0.218	13.508	20.188	11.941
9	10:42:01.875	45.419		13.590	20.000	11.829
10	10:42:47.337	45.462	+0.043	13.570	20.011	11.881
11	10:43:33.127	45.790	+0.371	13.869	20.109	11.812
12	10:44:18.598	45.471	+0.052	13.590	20.019	11.862
13	10:45:04.089	45.491	+0.072	13.457	20.150	11.884
14	10:45:49.751	45.662	+0.243	13.634	20.151	11.877

(821) Manuel Wagner						
1	10:35:53.777	50.244	+4.770	16.366	21.496	12.382
2	10:36:40.303	46.526	+1.052	13.868	20.468	12.190
3	10:37:26.491	46.188	+0.714	13.683	20.403	12.102
4	10:38:12.334	45.843	+0.369	13.533	20.250	12.060
5	10:38:58.060	45.726	+0.252	13.498	20.241	11.987
6	10:39:44.277	46.217	+0.743	14.099	20.132	11.986
7	10:40:30.382	46.105	+0.631	13.881	20.227	11.997
8	10:41:15.976	45.594	+0.120	13.557	20.086	11.951
9	10:42:01.635	45.659	+0.185	13.422	20.252	11.985
10	10:42:47.180	45.545	+0.071	13.615	19.977	11.953
11	10:43:33.541	46.361	+0.887	14.215	20.174	11.972
12	10:44:19.015	45.474		13.454	20.054	11.966
13	10:45:04.580	45.565	+0.091	13.466	20.060	12.039
14	10:45:50.172	45.592	+0.118	13.438	20.132	12.022

(844) Kevin Wagner						
1	10:35:55.397	50.975	+5.739	16.381	22.290	12.304
2	10:36:41.447	46.050	+0.814	13.825	20.257	11.968
3	10:37:27.983	46.536	+1.300	13.854	20.682	12.000
4	10:38:14.431	46.448	+1.212	13.986	20.492	11.970
5	10:39:00.093	45.662	+0.426	13.468	19.990	12.204
6	10:39:46.474	46.381	+1.145	14.021	20.449	11.911
7	10:40:31.934	45.460	+0.224	13.637	19.981	11.842
8	10:41:17.323	45.389	+0.153	13.535	19.988	11.866
9	10:42:03.386	46.063	+0.827	13.630	20.547	11.886
10	10:42:48.695	45.309	+0.073	13.402	20.014	11.893
11	10:43:34.223	45.528	+0.292	13.585	20.084	11.859
12	10:44:19.459	45.236		13.379	20.031	11.826
13	10:45:05.065	45.606	+0.370	13.591	20.083	11.932
14	10:45:50.653	45.588	+0.352	13.387	20.294	11.907

(835) Jarno Wiese						
1	10:35:51.012	48.098	+2.729	15.042	20.703	12.353
2	10:36:37.498	46.486	+1.117	13.955	20.460	12.071
3	10:37:23.322	45.824	+0.455	13.629	20.241	

INT. ADAC Kartrennen Kerpen

X30 SENIOR

Erftlandring Kerpen 1,110 Km

Super Heat Group B

21.07.2024 10:33

Race (14 Laps) started at 10:35:02

Lap	Time of Day	Lap Tm	Diff	S1 Tm	S2 Tm	S3 Tm
3	10:37:27.423	46.048	+0.574	13.650	20.286	12.112
4	10:38:13.445	46.022	+0.548	13.866	20.211	11.945
5	10:38:59.839	46.394	+0.920	13.484	20.481	12.429
6	10:39:45.680	45.841	+0.367	13.733	20.129	11.979
7	10:40:31.533	45.853	+0.379	13.728	20.103	12.022
8	10:41:17.214	45.681	+0.207	13.495	20.124	12.062
9	10:42:02.688	45.474		13.532	20.049	11.893
10	10:42:48.268	45.580	+0.106	13.520	20.173	11.887
11	10:43:33.755	45.487	+0.013	13.412	20.108	11.967
12	10:44:19.266	45.511	+0.037	13.512	20.094	11.905
13	10:45:04.889	45.623	+0.149	13.592	20.131	11.900
14	10:45:51.260	46.371	+0.897	13.389	21.031	11.951

(816) Elias Schorneck

1	10:35:54.460	50.823	+5.729	16.732	21.561	12.530
2	10:36:41.060	46.600	+1.506	13.925	20.188	12.487
3	10:37:28.709	47.649	+2.555	14.110	21.129	12.410
4	10:38:15.484	46.775	+1.681	14.077	20.597	12.101
5	10:39:01.525	46.041	+0.947	14.095	20.069	11.877
6	10:39:47.044	45.519	+0.425	13.643	20.124	11.752
7	10:40:32.138	45.094		13.420	19.836	11.838
8	10:41:17.491	45.353	+0.259	13.556	19.952	11.845
9	10:42:04.402	46.911	+1.817	13.611	20.937	12.363
10	10:42:50.024	45.622	+0.528	13.730	20.046	11.846
11	10:43:35.305	45.281	+0.187	13.421	19.985	11.875
12	10:44:21.013	45.708	+0.614	13.449	20.372	11.887
13	10:45:06.324	45.311	+0.217	13.374	20.072	11.865
14	10:45:51.632	45.308	+0.214	13.391	20.085	11.832

(812) Rocco Curcio

1	10:35:57.518	54.542	+9.405	18.562	23.462	12.528
2	10:36:43.872	46.354	+1.217	13.623	20.413	12.318
3	10:37:29.889	46.017	+0.880	13.783	20.106	12.128
4	10:38:15.668	45.779	+0.642	13.438	20.256	12.085
5	10:39:01.255	45.587	+0.450	13.722	19.952	11.913
6	10:39:49.179	47.924	+2.787	13.602	22.120	12.202
7	10:40:34.781	45.602	+0.465	13.596	20.085	11.921
8	10:41:19.946	45.165	+0.028	13.338	19.997	11.830
9	10:42:05.181	45.235	+0.098	13.340	20.050	11.845
10	10:42:50.567	45.386	+0.249	13.530	19.945	11.911
11	10:43:36.297	45.730	+0.593	13.914	19.985	11.831
12	10:44:21.498	45.201	+0.064	13.301	19.893	12.007
13	10:45:06.690	45.192	+0.055	13.467	19.931	11.794
14	10:45:51.827	45.137		13.334	19.949	11.854

(855) Matti Klasen

1	10:35:53.353	50.160	+4.449	16.406	21.346	12.408
2	10:36:39.724	46.371	+0.660	13.664	20.507	12.200
3	10:37:25.769	46.045	+0.334	13.537	20.362	12.146
4	10:38:11.621	45.852	+0.141	13.489	20.244	12.119
5	10:38:57.332	45.711		13.419	20.186	12.106
6	10:39:43.768	46.436	+0.725	14.109	20.255	12.072
7	10:40:30.243	46.475	+0.764	14.228	20.234	12.013
8	10:41:16.371	46.128	+0.417	13.851	20.252	12.025
9	10:42:02.529	46.158	+0.447	13.883	20.288	11.987
10	10:42:48.616	46.087	+0.376	13.819	20.188	12.080
11	10:43:35.045	46.429	+0.718	14.022	20.346	12.061
12	10:44:21.398	46.353	+0.642	13.448	20.904	12.001
13	10:45:08.067	46.669	+0.958	13.919	20.715	12.035
14	10:45:54.312	46.245	+0.534	13.750	20.412	12.083

(923) Mehmet Efe Aybar

1	10:35:53.655	50.327	+4.864	16.198	21.675	12.454
2	10:36:40.219	46.564	+1.101	13.733	20.571	12.260
3	10:37:26.686	46.467	+1.004	13.929	20.389	12.149
4	10:38:12.525	45.839	+0.376	13.500	20.304	12.035
5	10:38:59.611	47.086	+1.623	13.527	21.277	12.282
6	10:39:45.609	45.998	+0.535	13.590	20.270	12.138
7	10:40:31.284	45.675	+0.212	13.564	20.130	11.981
8	10:41:16.995	45.711	+0.248	13.487	20.116	12.108
9	10:42:04.328	47.393	+1.870	13.860	21.122	12.351
10	10:42:50.396	46.068	+0.605	13.637	20.395	12.036
11	10:43:37.224	46.828	+1.365	14.747	20.080	12.001
12	10:44:22.687	45.453		13.413	20.058	11.992

Lap	Time of Day	Lap Tm	Diff	S1 Tm	S2 Tm	S3 Tm
13	10:45:08.340	45.653	+0.190	13.340	20.253	12.060
14	10:45:54.429	46.089	+0.626	13.618	20.364	12.107

(818) Matthy Vandebroek

1	10:35:57.034	52.886	+7.625	16.903	23.246	12.737
2	10:36:43.749	46.715	+1.454	13.842	20.578	12.295
3	10:37:30.292	46.543	+1.282	14.104	20.391	12.048
4	10:38:16.165	45.873	+0.612	13.526	20.177	12.170
5	10:39:02.825	46.660	+1.399	14.328	20.323	12.009
6	10:39:50.045	47.220	+1.959	13.545	21.419	12.256
7	10:40:35.870	45.825	+0.564	13.698	20.170	11.957
8	10:41:21.405	45.535	+0.274	13.529	20.111	11.895
9	10:42:07.048	45.643	+0.382	13.526	20.113	12.004
10	10:42:52.403	45.955	+0.094	13.420	20.009	11.926
11	10:43:37.664	45.261		13.436	19.971	11.854
12	10:44:23.700	46.036	+0.775	13.804	20.174	12.058
13	10:45:10.001	46.301	+1.040	13.844	20.536	11.921
14	10:45:56.321	46.320	+1.059	13.995	20.229	12.096

(888) Louis Schütze

1	10:35:54.106	50.640	+4.737	16.537	21.619	12.484
2	10:36:40.766	46.660	+0.757	13.853	20.510	12.297
3	10:37:27.306	46.540	+0.637	14.148	20.258	12.134
4	10:38:13.823	46.517	+0.614	14.132	20.309	12.076
5	10:38:59.952	46.129	+0.226	13.608	20.271	12.250
6	10:39:46.716	46.764	+0.861	13.904	20.790	12.070
7	10:40:33.244	46.528	+0.625	14.146	20.323	12.059
8	10:41:19.240	45.996	+0.093	13.599	20.304	12.093
9	10:42:05.143	45.903		13.560	20.259	12.084
10	10:42:51.565	46.422	+0.519	13.770	20.564	12.088
11	10:43:37.549	45.984	+0.081	13.716	20.319	11.949
12	10:44:23.580	46.031	+0.128	13.800	20.221	12.010
13	10:45:09.909	46.329	+0.426	13.860	20.514	11.955
14	10:45:56.240	46.331	+0.428	13.930	20.289	12.112

(824) Noel Hanguero

1	10:35:55.805	51.859	+6.336	16.736	22.600	12.523
2	10:36:42.017	46.212	+0.689	13.806	20.364	12.042
3	10:37:28.650	46.633	+1.110	13.558	20.663	12.412
4	10:38:15.383	46.733	+1.210	13.877	20.789	12.076
5	10:39:01.131	45.748	+0.225	13.683	20.104	11.961
6	10:39:49.949	48.818	+3.295	13.578	22.655	12.585
7	10:40:35.753	45.804	+0.281	13.668	20.140	11.996
8	10:41:21.276	45.523		13.512	20.101	11.910
9	10:42:06.915	45.639	+0.116	13.472	20.198	11.969
10	10:42:53.016	46.101	+0.578	13.974	20.174	11.953
11	10:43:38.724	45.708	+0.185	13.565	20.144	11.999
12	10:44:24.536	45.812	+0.289	13.549	20.318	11.945
13	10:45:10.356	45.820	+0.297	13.606	20.247	11.967
14	10:45:56.882	46.526	+1.003	14.020	20.492	12.014

(807) Marlon Vatter

1	10:36:01.207	57.557	+12.298	17.029	27.715	12.813
2	10:36:47.451	46.244	+0.985	13.816	20.353	12.075
3	10:37:33.006	45.555	+0.296	13.535	20.098	11.922
4	10:38:18.386	45.380	+0.121	13.510	19.995	11.875
5	10:39:05.958	47.572	+2.313	14.036	21.219	12.317
6	10:39:51.772	45.814	+0.555	13.739	20.129	11.946
7	10:40:37.673	45.901	+0.642	13.860	19.992	12.049
8	10:41:22.987	45.314	+0.055	13.442	19.948	11.924
9	10:42:08.311	45.324	+0.065	13.494	19.933	11.897
10	10:42:53.746	45.435	+0.176	13.519	20.066	11.850
11	10:43:39.005	45.259		13.429	19.877	11.953
12	10:44:24.721	45.716	+0.457	13.488	20.264	11.964
13	10:45:10.473	45.752	+0.493	13.653	20.143	11.956
14	10:45:56.968	46.495	+1.236	13.996	20.466	12.033

(898) Hawk Baylaan White

INT. ADAC Kartrennen Kerpen

X30 SENIOR

Erftlandring Kerpen 1,110 Km

Super Heat Group B

21.07.2024 10:33

Race (14 Laps) started at 10:35:02

Lap	Time of Day	Lap Tm	Diff	S1 Tm	S2 Tm	S3 Tm	Lap	Time of Day	Lap Tm	Diff	S1 Tm	S2 Tm	S3 Tm
7	10:40:35.109	45.504	+0.352	13.542	19.996	11.966							
8	10:41:20.474	45.365	+0.213	13.486	20.022	11.857							
9	10:42:05.627	45.153	+0.001	13.385	19.985	11.783							
10	10:42:50.972	45.345	+0.193	13.450	20.002	11.893							
11	10:43:36.521	45.549	+0.397	13.655	20.067	11.827							
12	10:44:21.673	45.152		13.301	19.881	11.970							
13	10:45:13.124	51.451	+6.299	13.740	25.495	12.216							
14	10:45:58.779	45.655	+0.503	13.514	19.987	12.154							
(834) Moritz Schwing													
1	10:35:57.386	53.071	+6.998	17.833	22.500	12.738							
2	10:36:44.901	47.515	+1.442	14.208	20.839	12.468							
3	10:37:31.576	46.675	+0.602	13.878	20.554	12.243							
4	10:38:18.244	46.668	+0.595	13.886	20.483	12.299							
5	10:39:06.150	47.906	+1.833	14.713	20.791	12.402							
6	10:39:54.493	48.343	+2.270	14.504	21.542	12.297							
7	10:40:40.766	46.273	+0.200	13.772	20.406	12.095							
8	10:41:27.127	46.361	+0.288	13.719	20.445	12.197							
9	10:42:13.539	46.412	+0.339	13.686	20.472	12.254							
10	10:42:59.612	46.073		13.715	20.260	12.098							
11	10:43:46.260	46.648	+0.575	13.894	20.605	12.149							
12	10:44:32.988	46.728	+0.655	13.919	20.605	12.204							
13	10:45:19.686	46.698	+0.625	13.734	20.753	12.211							
14	10:46:06.307	46.621	+0.548	13.754	20.535	12.332							
(843) Luis Simon													
1	10:36:04.158	54.070	+7.746	17.752	22.976	13.342							
2	10:36:52.501	48.343	+2.019	14.617	21.273	12.453							
3	10:37:39.621	47.120	+0.796	14.001	20.787	12.332							
4	10:38:26.439	46.818	+0.494	13.886	20.688	12.244							
5	10:39:13.622	47.183	+0.859	14.383	20.620	12.180							
6	10:39:59.982	46.360	+0.036	13.813	20.438	12.109							
7	10:40:46.378	46.396	+0.072	13.758	20.405	12.233							
8	10:41:33.155	46.777	+0.453	13.919	20.689	12.169							
9	10:42:20.057	46.902	+0.578	14.186	20.526	12.190							
10	10:43:06.627	46.570	+0.246	13.888	20.513	12.169							
11	10:43:52.951	46.324		13.862	20.371	12.091							
12	10:44:39.571	46.620	+0.296	13.896	20.480	12.244							
13	10:45:26.092	46.521	+0.197	13.825	20.455	12.241							
14	10:46:12.609	46.517	+0.193	13.848	20.534	12.135							
(872) Tobias Burgstahler													
1	10:35:56.840	53.021	+6.760	17.021	23.350	12.650							
2	10:36:43.670	46.830	+0.569	13.869	20.635	12.326							
3	10:37:30.999	47.329	+1.068	14.287	20.762	12.280							
4	10:38:17.478	46.479	+0.218	13.560	20.652	12.267							
5	10:39:05.811	48.333	+2.072	14.835	21.179	12.319							
6	10:39:53.780	47.969	+1.708	14.951	20.745	12.273							
7	10:40:40.340	46.560	+0.299	13.682	20.527	12.351							
8	10:41:26.908	46.568	+0.307	13.810	20.495	12.263							
9	10:42:13.169	46.251		13.552	20.512	12.197							
10	10:42:59.542	46.373	+0.112	13.559	20.530	12.284							
11	10:43:46.134	46.592	+0.331	13.680	20.593	12.319							
12	10:44:33.305	47.171	+0.910	14.211	20.603	12.357							
13	10:45:20.216	46.911	+0.650	13.832	20.797	12.282							
14	10:46:18.321	58.105	+11.844	15.045	23.344	12.626							



INT. ADAC Kartrennen Kerpen

Lapchart

X30 SENIOR

Erftlandring Kerpen 1,110 Km

Super Heat Group B

21.07.2024 10:33

Race (14 Laps) started at 10:35:02

Competitors	Laps														
	0	1	2	3	4	5	6	7	8	9	10	11	12	13	14
Jason Bralic (823)	1	823	823	823	887	887	887	887	887	887	887	823	823	823	823
Torben Gröndahl (887)	2	887	887	887	823	823	823	823	823	823	823	887	887	887	887
Davin Singer (884)	3	884	884	884	884	884	884	877	835	835	835	854	854	854	854
Jarno Wiese (835)	4	835	835	835	835	835	877	884	877	854	854	835	835	835	877
Rocco Curcio (812)	5	812	877	877	877	877	835	835	884	884	884	877	877	877	835
Niklas Hirsch (877)	6	877	854	854	854	854	854	854	877	877	884	884	884	884	835
Daniel Brozovic (854)	7	854	855	855	855	855	855	855	821	821	821	815	815	815	815
Matti Klasen (855)	8	855	923	923	821	821	821	821	855	815	815	821	821	821	821
Zino Fahlke (919)	9	919	821	821	923	923	815	815	815	815	855	919	919	919	844
Moritz Wolber (815)	10	815	888	888	815	815	923	923	923	923	919	855	844	844	919
Mehmet Efe Aybar (923)	11	923	815	815	888	919	919	919	919	919	844	844	855	816	816
Louis Schütze (888)	12	888	816	816	919	888	888	844	844	844	923	816	816	855	812
Manuel Wagner (821)	13	821	898	919	844	844	844	888	816	816	816	923	812	812	855
Elias Schorneck (816)	14	816	919	844	898	824	824	816	888	888	888	812	898	898	923
Marlon Vatter (807)	15	807	844	898	824	816	812	812	812	812	812	898	923	923	888
Hawk Baylaan White (898)	16	898	824	824	816	812	816	898	898	898	898	888	888	888	818
Tobias Burgstahler (872)	17	872	872	872	812	898	898	824	824	824	824	818	818	818	824
Noel Honguero (824)	18	824	818	818	818	818	818	818	818	818	818	824	824	824	807
Matthy Vandebroek (818)	19	818	834	812	872	872	872	807	807	807	807	807	807	807	898
Moritz Schwing (834)	20	834	812	834	834	834	807	872	872	872	872	872	872	834	834
Kevin Wagner (844)	21	844	807	807	807	807	834	834	834	834	834	834	834	872	872
Luis Simon (843)	22	843	843	843	843	843	843	843	843	843	843	843	843	843	872
-	23														
-	24														





X30 SENIOR

Super Heat Group A Rev 2

Track length: 1.110 Km

Race Started: 10:10:51

Best Lap by: 822 - Elia Weiss - 44.732

Rank	#	Driver	Nat	Sponsor Entrant	Nat	License E-License	Make	laps	T. Time Diff	Best Lap	Penalty	Points
1	895	Phil Colin Streng	DEU	ADAC Württemberg e.V. Ebert Motorsport	DEU	ITE42785 EL38528	LN/IAME/Komet	14	10:40.184	44.955		75
2	822	Elia Weiss	DEU	DSK e.V. Ja zum Motorsport SIM-ON	DEU	ITG38504 KBF39246	Kosmic/IAME/Komet	14	10:44.301 4.117	44.732		69
3	836	Max Ohsenbrink	DEU	KSL Racing Team	DEU	ITE18670 KBF1304585	Alonso/IAME/Komet	14	10:47.960 7.776	45.525		63
4	810	Daniel Guinhard	GBR	SFR Motorsport	GBR	ITC-C292117 IBL368379	KR/IAME/Komet	14	10:49.795 9.611	45.215		57
5	829	Lutz Ohsenbrink	DEU	KSL Racing Team	DEU	ITE40759 KBF1304585	Alonso/IAME/Komet	14	10:50.007 9.823	45.066		51
6	845	Jan Waibel	DEU	ADAC Mittelrhein e.V. VDB Kart Racing	DEU	NKA12495 KBF10478	Tony Kart/IAME/Komet	14	10:50.857 10.673	45.422		48
7	876	Cemil Bayyati	DEU	Dörr Motorsport	DEU	ITG15366 BIF38420	KR/IAME/Komet	14	10:51.414 11.230	45.133	+ 5 sec	45
8	811	Karl Schmiederer	DEU	RS-Motorsport	DEU	ITE39775 KBF40372	CRG/IAME/Komet	14	10:52.463 12.279	45.686		42
9	809	Luis Esser	DEU	RMW Motorsport	DEU	ITE 11661 KBF39010	OTK/IAME/Komet	14	10:53.624 13.440	45.307		39
10	920	Donar Munding	LIE	Stern Motorsport	DEU	ITC-C12345 BIC38195	KR/IAME/Komet	14	10:53.719 13.535	45.025		36
11	833	Jannik Remmert	DEU	VDB Kart Racing	DEU	ITE19994 KBF10478	Tony Kart/IAME/Komet	14	10:56.321 16.137	45.365	+ 5 sec	34
12	806	Moritz Fischer	DEU	ADAC Pfalz e.V. DUTT MOTORSPORT by FENSTER.COM	LUX	NKA26409 IBLK867	Tony Kart/IAME/Komet	14	10:56.650 16.466	45.639		32
13	881	Jacob Trost	DEU	ADAC Hessen-Thüringen e.V. DUTT MOTORSPORT by FENSTER.COM	LUX	NKA41233 IDCK867	Tony Kart/IAME/Komet	14	10:56.716 16.532	45.373		30
14	899	Luke Neubauer	DEU	AT Motorsport	DEU	ITE45043 KBF38996	OTK/IAME/Komet	14	10:57.794 17.610	45.531		28
15	853	Devin Leon Ucar	DEU	ADAC Pfalz e.V. PCH Racing	DEU	ITF40418 KBF39956	Tony Kart /IAME/Komet	14	11:01.550 21.366	45.238		26
16	808	Eric Wess	DEU	Kartshop Ampfing	DEU	ITE44964 KBF25142	Drago Corse/IAME/Komet	14	11:01.625 21.441	45.742		24
17	817	Maximilian Engelstädter	DEU	Dörr Motorsport	DEU	NKA40565 BIF38420	KR/IAME/Komet	14	11:01.941 21.757	45.656		22
18	830	Max Hezel	DEU	ADAC Hessen-Thüringen e.V. CV Performance Group	DEU	ITF38265 BIF38321	KR/IAME/Komet	14	11:06.592 26.408	45.067	+ 5 sec	20
19	882	Colin Hahn	DEU	Team Hemkemeyer	DEU	NKA25476 KBF42853	Falcon/IAME/Komet	14	11:10.216 30.032	46.278	+ 5 sec	18
20	918	Leonard Schutzmann	ARE	CRG Deutschland	DEU	ITFK23 051 KBF18122	CRG/IAME/Komet	14	11:13.259 33.075	46.621	+ 5 sec	17
21	820	Felix Maurer	DEU	DUTT MOTORSPORT by FENSTER.com	LUX	NKA41244 IBLK867	Tony Kart/IAME/Komet	13	10:03.284 1 Lap	45.263		16
22	921	Janech Mike Gabrich	DEU	ADAC Berlin-Brandenburg e.V. LAREA GT1 RACING	DEU	NKA38939 KBF39725	Kosmic/IAME /Komet	10	7:58.090 4 Laps	45.664		15
23	814	Nina Aptsiauri	GEO	CRG Deutschland	DEU	ITF230054 KBF18122	CRG/IAME/Komet	8	6:43.134 6 Laps	47.122		14

Not classified

DSQ	891	Luka Koullen	NLD	PCH Racing	DEU	NKA50483 BIF39956	KR/IAME/Komet	14	DSQ	45.314		8
-----	-----	--------------	-----	------------	-----	-------------------	---------------	----	-----	--------	--	---

Announcements

- # 833,882,918 + 5 sec front fairing
- # 830 + 5 sec causing a collision
- # 876 + 5 sec push
- # 891 DQ steward decision





X30 SENIOR

Super Heat Group B Rev 2

Track length: 1.110 Km

Race Started: 10:35:02

Best Lap by: 823 - Jason Bralic - 44.970

Rank	#	Driver	Nat	Sponsor Entrant	Nat	License E-License	Make	laps	T. Time Diff	Best Lap	Penalty	Points
1	0	823 Jason Bralic	NLD	SIM-ON	DEU	ITG46957 KBF39246	Kosmic/IAME/Komet	14	10:38.095	44.970		75
2	1	887 Torben Gröndahl	DEU	MSC Groß Dölln e.V. im ADAC CV Performance Group	DEU	ITC-C14120 BIF38321	KR/IAME/Komet	14	10:38.577 0.482	45.086		69
3	3	854 Daniel Brozovic	DEU	Valier Motorsport	DEU	ITE 42036 KBF39300	Energy/IAME/Komet	14	10:41.861 3.766	45.248		63
4	0	877 Niklas Hirsch	DEU	MSC-Langefeld e. V. im ADAC SIM-ON	DEU	ITF39320 KBF39246	Kosmic/IAME/Komet	14	10:42.200 4.105	45.079		57
5	0	884 Davin Singer	DEU	ADAC Südbaden e.V. CV Performance Group	DEU	ITE 23384 BIF38321	KR/IAME/Komet	14	10:43.396 5.301	45.245		51
6	5	815 Moritz Wolber	DEU	ADAC Südbaden e.V. NEES RACING	DEU	NKA16641 BIF17863	Maranello/IAME/Komet	14	10:47.110 9.015	45.419		48
7	5	821 Manuel Wagner	DEU	RS-Motorsport	DEU	ITE 39259 KBF40372	CRG/IAME/Komet	14	10:47.531 9.436	45.474		45
8	16	844 Kevin Wagner	DEU	MSC-Langefeld e. V. im ADAC TB Racing Team	DEU	ITE 11828 KBF38262	KR/IAME/Komet	14	10:48.012 9.917	45.236		42
9	-2	835 Jarno Wiese	DEU	VDB Kart Racing	DEU	ITE 40767 KBF10478	OTK/IAME/Komet	14	10:48.609 10.514	45.369	+ 5 sec	39
10	-2	919 Zino Fahke	DEU	Larea GT1 Racing	DEU	ITE 16367 KBF39725	Kosmic/IAME/Komet	14	10:48.619 10.524	45.474		36
11	3	816 Elias Schorneck	DEU	VDB Kart Racing	DEU	ITE40538 KBF10478	Tony Kart/IAME/Komet	14	10:48.991 10.896	45.094		34
12	-10	812 Rocco Curcio	DEU	ADAC Württemberg e.V. AT-Motorsport	DEU	ITE29607 KBF38996	Exprit/IAME/Komet	14	10:49.186 11.091	45.137		32
13	-4	855 Matti Klasen	DEU	DSK e.V. Ja zum Motorsport RMW Motorsport	DEU	ITE13782 BIC39010	Tony Kart/IAME/Komet	14	10:51.671 13.576	45.711		30
14	-4	923 Mehmet Efe Aybar	DEU	RMW Motorsport	DEU	NKA41197 BIF39010	OTK/IAME/Komet	14	10:51.788 13.693	45.463		28
15	3	818 Matthy Vandebroek	DEU	VDB Kart Racing	DEU	ITE 11491 KBF10478	Tony Kart/IAME/Komet	14	10:53.680 15.585	45.261		26
16	-3	888 Louis Schütze	DEU	RF Racing	DEU	ITE 17941 KBF41358	KR/IAME/Komet	14	10:58.599 20.504	45.903	+ 5 sec	24
17	4	824 Noel Honguero	DEU	VDB Kart Racing	DEU	NKA39248 KBF10478	Tony Kart/IAME/Komet	14	10:59.241 21.146	45.523	+ 5 sec	22
18	-1	807 Marlon Vatter	DEU	AT Motorsport	DEU	ITF38543 KBF38543	Exprit/IAME/Komet	14	10:59.327 21.232	45.259	+ 5 sec	20
19	-3	898 Hawk Baylaan White	GBR	AT Motorsport	DEU	ITE40903 BIC38996	Exprit/IAME/Komet	14	11:01.138 23.043	45.152	+ 5 sec	18
20	2	834 Moritz Schwing	DEU	Team NKS	DEU	ITE 12057 KBF29153	DR/IAME/Komet	14	11:08.666 30.571	46.073	+ 5 sec	17
21	-1	843 Luis Simon	DEU	PCH Racing	DEU	NKA36581 KBF39956	LN/IAME/Komet	14	11:09.968 31.873	46.324		16
22	-3	872 Tobias Burgstahler	DEU	ADAC Württemberg e.V. Stern Motorsport	DEU	NKA38364 KBF38195	KR/IAME/Komet	14	11:20.680 42.585	46.261	+ 5 sec	15
23	-8	904 Tobias Feeser	DEU	Sonja Feeser	DEU	ITE13863 BEK1198789	KR/IAME/Komet	0				14

Not classified

DNS	922	Jason Maurice Krajewski	DEU	LAREA GT1 RACING	DEU	NKA15778 KBF39725	Kosmic/IAME/Komet	0	DNS			12
-----	-----	-------------------------	-----	------------------	-----	----------------------	-------------------	---	-----	--	--	----

Announcements

834,898,824,835,888,807 + 5 sec front fairing

872 + 5 sec push


Timekeeper
M.Riehmers

Race Director
H.Seidel

Page 1/1

These results are provisional until the conclusion of any judicial and technical matters!

Printed: 21.07.2024 / 11:33



DKM Round 4

X30 Senioren

Kerpen

Final Intermediate Classification

Pos. No.	Firstname	Lastname	Nat.		Nat.		Sponsor	QP	Total PTS	BC	AC	AB	SHA	SHB
			Dri	Entrant	Ent	Make								
1	822	Elia Weiss	DEU	SIM-ON	DEU	Kosmic/IAME/Komet	DSK e.V. Ja zum Motorsport	1	169	--	50	50	69	--
2	823	Jason Bralic	NLD	SIM-ON	DEU	Kosmic/IAME/Komet		3	155	44	36	--	--	75
3	895	Phil Colin Streng	DEU	Ebert Motorsport	DEU	LN/IAME/Komet	ADAC Württemberg e.V.	2	153	50	--	28	75	--
4	887	Torben Gröndahl	DEU	CV Performance Group	DEU	KR/IAME/Komet	MSC Groß Dölln e.V. im ADAC	8	146	41	--	36	--	69
5	877	Niklas Hirsch	DEU	SIM-ON	DEU	Kosmic/IAME/Komet	MSC-Langenfeld e. V. im ADA	5	128	30	--	41	--	57
6	829	Lutz Ohsenbrink	DEU	KSL Racing Team	DEU	Alonso/IAME/Komet		11	125	36	--	38	51	--
7	854	Daniel Brozovic	DEU	Valier Motorsport	DEU	Energy/IAME/Komet		17	118	34	--	21	--	63
8	836	Max Ohsenbrink	DEU	KSL Racing Team	DEU	Alonso/IAME/Komet		24	118	27	28	--	63	--
9	884	Davin Singer	DEU	CV Performance Group	DEU	KR/IAME/Komet	ADAC Südbaden e.V.	14	116	38	--	27	--	51
10	876	Cemil Bayyati	DEU	Dörr Motorsport	DEU	KR/IAME/Komet		10	115	--	38	32	45	--
11	812	Rocco Curcio	DEU	AT-Motorsport	DEU	Exprit/IAME/Komet	ADAC Württemberg e.V.	4	110	--	44	34	--	32
12	809	Luis Esser	DEU	RMW Motorsport	DEU	OTK/IAME/Komet		16	101	--	32	30	39	--
13	830	Max Hezel	DEU	CV Performance Group	DEU	KR/IAME/Komet	ADAC Hessen-Thüringen e.V.	7	98	--	34	44	20	--
14	810	Daniel Guinchard	GBR	SFR Motorsport	GBR	KR/IAME/Komet		9	98	11	30	--	57	--
15	835	Jarno Wiese	DEU	VDB Kart Racing	DEU	OTK/IAME/Komet		27	92	28	25	--	--	39
16	815	Moritz Wolber	DEU	NEES RACING	DEU	Maranello/IAME/Komet	ADAC Südbaden e.V.	15	88	17	23	--	--	48
17	919	Zino Fahlke	DEU	Larea GT1 Racing	DEU	Kosmic/IAME/Komet		22	85	--	24	25	--	36
18	821	Manuel Wagner	DEU	RS-Motorsport	DEU	CRG/IAME/Komet		28	84	--	15	24	--	45
19	811	Karl Schmiederer	DEU	RS-Motorsport	DEU	CRG/IAME/Komet		41	82	22	--	18	42	--
20	845	Jan Waibel	DEU	VDB Kart Racing	DEU	Tony Kart/IAME/Komet	ADAC Mittelrhein e.V.	30	79	12	19	--	48	--
21	855	Matti Klasen	DEU	RMW Motorsport	DEU	Tony Kart/IAME/Komet	DSK e.V. Ja zum Motorsport	38	76	26	--	20	--	30
22	920	Donar Munding	LIE	Stern Motorsport	DEU	KR/IAME/Komet		29	75	32	--	7	36	--
23	853	Devin Leon Ucar	DEU	PCH Racing	DEU	Tony Kart /IAME/Komet	ADAC Pfalz e.V.	20	73	21	--	26	26	--
24	816	Elias Schorneck	DEU	VDB Kart Racing	DEU	Tony Kart/IAME/Komet		12	70	10	26	--	--	34
25	923	Mehmet Efe Aybar	DEU	RMW Motorsport	DEU	OTK/IAME/Komet		26	70	25	--	17	--	28
26	820	Felix Maurer	DEU	DUTT MOTORSPORT by FENSTER.com	LUX	Tony Kart/IAME/Komet		21	67	24	27	--	16	--
27	806	Moritz Fischer	DEU	DUTT MOTORSP. by FENSTER.COM	LUX	Tony Kart/IAME/Komet	ADAC Pfalz e.V.	23	66	15	--	19	32	--
28	881	Jacob Trost	DEU	DUTT MOTORSPORT by FENSTER.COM	LUX	Tony Kart/IAME/Komet	ADAC Hessen-Thüringen e.V.	19	65	--	13	22	30	--
29	888	Louis Schütze	DEU	RF Racing	DEU	KR/IAME/Komet		42	63	19	20	--	--	24
30	808	Eric Wess	DEU	Kartshop Ampfing	DEU	Drago Corse/IAME/Komet		25	61	--	14	23	24	--
31	899	Luke Neubauer	DEU	AT Motorsport	DEU	OTK/IAME/Komet		37	60	--	17	15	28	--
32	818	Matthy Vandebroek	DEU	VDB Kart Racing	DEU	Tony Kart/IAME/Komet		39	57	23	8	--	--	26
33	807	Marlon Vatter	DEU	AT Motorsport	DEU	Exprit/IAME/Komet		13	51	--	22	9	--	20
34	833	Jannik Remmert	DEU	VDB Kart Racing	DEU	Tony Kart/IAME/Komet		34	51	--	6	11	34	--
35	891	Luka Koullen	NLD	PCH Racing	DEU	KR/IAME/Komet		6	50	1	41	--	8	--
36	844	Kevin Wagner	DEU	TB Racing Team	DEU	KR/IAME/Komet	MSC-Langenfeld e. V. im ADA	33	50	8	0	--	--	42
Not qualified for Final from position 37														
37	898	Hawk Baylaan White	GBR	AT Motorsport	DEU	Exprit/IAME/Komet		36	50	20	12	--	--	18
38	904	Tobias Feeser	DEU	Sonja Feeser	DEU	KR/IAME/Komet		18	48	13	21	--	--	14
39	918	Leonard Schutzmänn	ARE	CRG Deutschland	DEU	CRG/IAME/Komet		47	47	16	--	14	17	--
40	824	Noel Honguero	DEU	VDB Kart Racing	DEU	Tony Kart/IAME/Komet		44	45	7	--	16	--	22
41	872	Tobias Burgstahler	DEU	Stern Motorsport	DEU	KR/IAME/Komet	ADAC Württemberg e.V.	45	43	18	10	--	--	15
42	882	Colin Hahn	DEU	Team Hemkemeyer	DEU	Falcon/IAME/Komet		43	41	--	11	12	18	--
43	843	Luis Simon	DEU	PCH Racing	DEU	LN/IAME/Komet		46	40	--	16	8	--	16
44	834	Moritz Schwing	DEU	Team NKS	DEU	DR/IAME/Komet		35	39	9	--	13	--	17
45	921	Janec Mike Gabrich	DEU	LAREA GT1 RACING	DEU	Kosmic/IAME /Komet	ADAC Berlin-Brandenburg e.V	40	39	--	18	6	15	--

Announcements: These results are provisional until the conclusion of any judicial and technical matters

Race Director Horst Seidel:



Timekeeping M. Riehmers:



Printed: 21.07.2024 11:36

Posted at: h



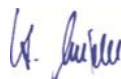

DKM Round 4
X30 Senioren
Kerpen
Ranking after Heats

Pos. No.	Firstname	Lastname	Nat.		Nat.			Total						
			Dri	Entrant	Ent	Make	Sponsor	QP	PTS	B-C	A-C	A-B	SHA	SHB
46	814	Nina	Aptsiauri	GEO CRG Deutschland	DEU	CRG/IAME/Komet		48	37	14	9	--	14	--
47	817	Maximilian	Engelstädter	DEU Dörr Motorsport	DEU	KR/IAME/Komet		32	32	0	--	10	22	--
48	922	Jason Maurice	Krajewski	DEU LAREA GT1 RACING	DEU	Kosmic/IAME/Komet		31	23	--	7	4	--	12

Announcements:

----- These results are provisional until the conclusion of any judicial and technical matters -----

Race Director Horst Seidel:



Timekeeping M. Riehmers:



Printed: 21.07.2024 11:36

Posted at: h





DKM Round 4

Class: X30 Senioren

Date/Time: 21.07.2024 14:45

Track:

Heat:

Laps:

Kerpen

Final

17 lap

Edition 1

Luka Koullen	891	KR/IAME/Komet	18	Kevin Wagner	844	KR/IAME/Komet
	35				36	
Marlon Vatter	807	Exprit/IAME/Komet	17	Jannik Remmert	833	Kart/IAME/Komet
	33				34	
Luke Neubauer	899	OTK/IAME/Komet	16	Matthy Vandebroek	818	Kart/IAME/Komet
	31				32	
Louis Schütze	888	KR/IAME/Komet	15	Eric Wess	808	Corse/IAME/Komet
	29				30	
Moritz Fischer	806	Kart/IAME/Komet	14	Jacob Trost	881	Kart/IAME/Komet
	27				28	
Mehmet Efe Aybar	923	OTK/IAME/Komet	13	Felix Maurer	820	Kart/IAME/Komet
	25				26	
Devin Leon Ucar	853	Tony Kart /IAME/Komet	12	Elias Schorneck	816	Kart/IAME/Komet
	23				24	
Matti Klasen	855	Kart/IAME/Komet	11	Donar Munding	920	KR/IAME/Komet
	21				22	
Karl Schmiederer	811	CRG/IAME/Komet	10	Jan Waibel	845	Kart/IAME/Komet
	19				20	
Zino Fahlke	919	Kosmic/IAME/Komet	9	Manuel Wagner	821	CRG/IAME/Komet
	17				18	
Jarno Wiese	835	OTK/IAME/Komet	8	Moritz Wolber	815	Maranello/IAME/Komet
	15				16	
Max Hezel	830	KR/IAME/Komet	7	Daniel Guinchard	810	KR/IAME/Komet
	13				14	
Rocco Curcio	812	Exprit/IAME/Komet	6	Luis Esser	809	OTK/IAME/Komet
	11				12	
Davin Singer	884	KR/IAME/Komet	5	Cemil Bayyati	876	KR/IAME/Komet
	9				10	
Daniel Brozovic	854	Energy/IAME/Komet	4	Max Ohsenbrink	836	Alonso/IAME/Komet
	7				8	
Niklas Hirsch	877	Kosmic/IAME/Komet	3	Lutz Ohsenbrink	829	Alonso/IAME/Komet
	5				6	
Phil Colin Streng	895	LN/IAME/Komet	2	Torben Gründahl	887	KR/IAME/Komet
	3				4	
Elia Weiss	822	Kosmic/IAME/Komet	1	Jason Bralic	823	Kosmic/IAME/Komet
	1				2	

Pole Position

Row

printed 21.07.2024 11:36





X30 SENIOR

Final

Track length: 1.110 Km

Race Started: 14:47:35

Best Lap by: 822 - Elia Weiss - 44.723

Rank	#	Driver	Nat	Sponsor Entrant	Nat	License E-License	Make	laps	T. Time Diff	Best Lap	Penalty	Points
1	822	Elia Weiss	DEU	DSK e.V. Ja zum Motorsport SIM-ON	DEU	ITG38504 KBF39246	Kosmic/IAME/Komet	17	12:46.961	44.723		51
2	823	Jason Bralic	NLD	SIM-ON	DEU	ITG46957 KBF39246	Kosmic/IAME/Komet	17	12:48.000 1.039	44.837		44
3	895	Phil Colin Streng	DEU	ADAC Württemberg e.V. Ebert Motorsport	DEU	ITE42785 EL38528	LN/IAME/Komet	17	12:48.171 1.210	44.767		38
4	812	Rocco Curcio	DEU	ADAC Württemberg e.V. AT-Motorsport	DEU	ITE29607 KBF38996	Exprit/IAME/Komet	17	12:52.990 6.029	44.908		34
5	887	Torben Gröndahl	DEU	MSC Groß Dölln e.V. im ADAC CV Performance Group	DEU	ITC-C14120 BIF38321	KR/IAME/Komet	17	12:55.951 8.990	45.081		30
6	854	Daniel Brozovic	DEU	Valier Motorsport	DEU	ITE 42036 KBF39300	Energy/IAME/Komet	17	12:57.396 10.435	45.042		26
7	829	Lutz Ohsenbrink	DEU	KSL Racing Team	DEU	ITE40759 KBF1304585	Alonso/IAME/Komet	17	12:57.580 10.619	44.937		22
8	876	Cemil Bayyati	DEU	Dörr Motorsport	DEU	ITG15366 BIF38420	KR/IAME/Komet	17	12:59.105 12.144	44.880		18
9	919	Zino Fahlke	DEU	Larea GT1 Racing	DEU	ITE 16367 KBF39725	Kosmic/IAME/Komet	17	12:59.584 12.623	45.149		0
10	835	Jarno Wiese	DEU	VDB Kart Racing	DEU	ITE 40767 KBF 10478	OTK/IAME/Komet	17	13:00.651 13.690	45.280		14
11	877	Niklas Hirsch	DEU	MSC-Langenberg e.V. im ADAC SIM-ON	DEU	ITF39320 KBF39246	Kosmic/IAME/Komet	17	13:00.770 13.809	45.010		10
12	920	Donar Munding	LIE	Stern Motorsport	DEU	ITC-C12345 BIC38195	KR/IAME/Komet	17	13:01.558 14.597	44.759		0
13	836	Max Ohsenbrink	DEU	KSL Racing Team	DEU	ITE18670 KBF1304585	Alonso/IAME/Komet	17	13:02.752 15.791	45.222		8
14	810	Daniel Guinhard	GBR	SFR Motorsport	GBR	ITC-C292117 IBL368379	KR/IAME/Komet	17	13:03.980 17.019	45.462		6
15	830	Max Hezel	DEU	ADAC Hessen-Thüringen e.V. CV Performance Group	DEU	ITF38265 BIF38321	KR/IAME/Komet	17	13:04.228 17.267	45.069	+ 5 sec	4
16	884	Davin Singer	DEU	ADAC Südbaden e.V. CV Performance Group	DEU	ITE 23384 BIF38321	KR/IAME/Komet	17	13:05.421 18.460	45.244		2
17	820	Felix Maurer	DEU	DUTT MOTORSPORT by FENSTER.com	LUX	NKA41244 IBLK867	Tony Kart/IAME/Komet	17	13:09.053 22.092	45.163	+ 5 sec	1
18	806	Moritz Fischer	DEU	ADAC Pfalz e.V. DUTT MOTORSP. by FENSTER.COM	LUX	NKA26409 IBLK867	Tony Kart/IAME/Komet	17	13:10.830 23.869	45.374		0
19	855	Matti Klasen	DEU	DSK e.V. Ja zum Motorsport RMW Motorsport	DEU	ITE13782 BIC39010	Tony Kart/IAME/Komet	17	13:11.146 24.185	45.601		0
20	844	Kevin Wagner	DEU	MSC-Langenberg e.V. im ADAC TB Racing Team	DEU	ITE 11828 KBF38262	KR/IAME/Komet	17	13:11.576 24.615	45.430		0
21	891	Luka Koullen	NLD	PCH Racing	DEU	NKA50483 BIF39956	KR/IAME/Komet	17	13:11.879 24.918	45.269		0
22	811	Karl Schmiederer	DEU	RS-Motorsport	DEU	ITE39775 KBF40372	CRG/IAME/Komet	17	13:12.630 25.669	45.530		0
23	818	Matthij Vandebroek	DEU	VDB Kart Racing	DEU	ITE 11491 KBF 10478	Tony Kart/IAME/Komet	17	13:13.266 26.305	45.419		0
24	816	Elias Schorneck	DEU	VDB Kart Racing	DEU	ITE40538 KBF 10478	Tony Kart/IAME/Komet	17	13:13.433 26.472	45.586		0
25	808	Eric Wess	DEU	Kartshop Ampfing	DEU	ITE44964 KBF25142	Drago Corse/IAME/Komet	17	13:13.817 26.856	45.535		0
26	923	Mehmet Efe Aybar	DEU	RMW Motorsport	DEU	NKA41197 BIF39010	OTK/IAME/Komet	17	13:15.375 28.414	45.207		0
27	807	Marlon Vatter	DEU	AT Motorsport	DEU	ITF38543 KBF38543	Exprit/IAME/Komet	17	13:16.289 29.328	45.174	+ 5 sec	0
28	833	Jannik Remmert	DEU	VDB Kart Racing	DEU	ITE19994 KBF 10478	Tony Kart/IAME/Komet	17	13:16.522 29.561	45.507		0
29	899	Luke Neubauer	DEU	AT Motorsport	DEU	ITE45043 KBF38996	OTK/IAME/Komet	17	13:17.221 30.260	45.991		0
30	881	Jacob Trost	DEU	ADAC Hessen-Thüringen e.V. DUTT MOTORSPORT by FENSTER.COM	LUX	NKA41233 IDCK867	Tony Kart/IAME/Komet	17	13:20.851 33.890	45.531		0
31	888	Louis Schütze	DEU	RF Racing	DEU	ITE 17941 KBF41358	KR/IAME/Komet	17	13:21.268 34.307	45.552	+ 5 sec	0
32	815	Moritz Wolber	DEU	ADAC Südbaden e.V. NEES RACING	DEU	NKA16641 BIF17863	Maranello/IAME/Komet	17	13:22.326 35.365	45.260	+ 5 sec	0
33	809	Luis Esser	DEU	RMW Motorsport	DEU	ITE 11661 KBF39010	OTK/IAME/Komet	17	13:23.468 36.507	45.160	+ 5 sec	0
34	853	Devin Leon Ucar	DEU	ADAC Pfalz e.V. PCH Racing	DEU	ITF40418 KBF39956	Tony Kart /IAME/Komet	16	12:54.045 1 Lap	45.527	+ 5 sec	0
35	845	Jan Waibel	DEU	ADAC Mittelrhein e.V. VDB Kart Racing	DEU	NKA12495 KBF10478	Tony Kart/IAME/Komet	12	9:24.612 5 Laps	45.747		0
36	821	Manuel Wagner	DEU	RS-Motorsport	DEU	ITE 39259 KBF40372	CRG/IAME/Komet	12	9:45.040 5 Laps	45.445		0

Announcements

876 + 3 sec corridor

820,830,888,807,815,853,809 + 5 sec front fairing


Timekeeper
M.Riehmers

Race Director
H.Seidel

Page 1/1

These results are provisional until the conclusion of any judicial and technical matters!

Printed: 21.07.2024 / 15:45



INT. ADAC Kartrennen Kerpen

X30 SENIOR

Erftlandring Kerpen 1,110 Km

Final

21.07.2024 14:45

Race (17 Laps) started at 14:47:35

Lap	Time of Day	Lap Tm	Diff	S1 Tm	S2 Tm	S3 Tm
(822) Elia Weiss						
1	14:48:22.290	46.724	+2.001	14.425	20.357	11.942
2	14:49:07.767	45.477	+0.754	13.428	20.085	11.964
3	14:49:52.986	45.219	+0.496	13.309	19.998	11.912
4	14:50:38.326	45.340	+0.617	13.369	20.120	11.851
5	14:51:23.417	45.091	+0.368	13.231	20.006	11.854
6	14:52:08.316	44.899	+0.176	13.192	19.934	11.773
7	14:52:53.327	45.011	+0.288	13.220	19.962	11.829
8	14:53:38.274	44.947	+0.224	13.234	19.884	11.829
9	14:54:23.103	44.829	+0.106	13.228	19.926	11.675
10	14:55:07.892	44.789	+0.066	13.178	19.893	11.718
11	14:55:53.135	45.243	+0.520	13.179	20.222	11.842
12	14:56:38.105	44.970	+0.247	13.203	20.051	11.716
13	14:57:23.192	45.087	+0.364	13.216	20.023	11.848
14	14:58:07.915	44.723		13.172	19.876	11.675
15	14:58:52.684	44.769	+0.046	13.140	19.891	11.738
16	14:59:37.515	44.831	+0.108	13.200	19.839	11.792
17	15:00:22.527	45.012	+0.289	13.162	19.901	11.949

(823) Jason Bralic						
1	14:48:22.803	47.105	+2.268	14.624	20.413	12.068
2	14:49:08.368	45.565	+0.728	13.491	20.123	11.951
3	14:49:53.656	45.288	+0.451	13.363	20.015	11.910
4	14:50:38.895	45.239	+0.402	13.281	20.024	11.934
5	14:51:24.061	45.166	+0.329	13.309	19.999	11.858
6	14:52:09.122	45.061	+0.224	13.314	19.938	11.809
7	14:52:54.111	44.989	+0.152	13.293	19.862	11.834
8	14:53:39.017	44.906	+0.069	13.313	19.813	11.780
9	14:54:23.930	44.913	+0.076	13.236	19.895	11.782
10	14:55:08.767	44.837		13.199	19.867	11.771
11	14:55:53.852	45.085	+0.248	13.257	19.948	11.880
12	14:56:38.721	44.869	+0.032	13.261	19.780	11.828
13	14:57:23.745	45.024	+0.187	13.229	19.984	11.811
14	14:58:08.639	44.894	+0.057	13.232	19.889	11.773
15	14:58:53.508	44.869	+0.032	13.177	19.909	11.783
16	14:59:38.388	44.880	+0.043	13.204	19.829	11.847
17	15:00:23.566	45.178	+0.341	13.226	20.072	11.880

(895) Phil Colin Strenge						
1	14:48:22.653	47.005	+2.238	14.486	20.483	12.036
2	14:49:08.011	45.358	+0.591	13.450	20.043	11.865
3	14:49:53.405	45.394	+0.627	13.343	20.146	11.905
4	14:50:38.723	45.318	+0.551	13.269	20.221	11.828
5	14:51:23.804	45.081	+0.314	13.268	19.986	11.827
6	14:52:08.680	44.876	+0.109	13.269	19.867	11.740
7	14:52:53.678	44.998	+0.231	13.300	19.954	11.744
8	14:53:38.597	44.919	+0.152	13.275	19.893	11.751
9	14:54:23.771	45.174	+0.407	13.362	20.058	11.754
10	14:55:08.538	44.757		13.176	19.880	11.711
11	14:55:53.648	45.110	+0.343	13.229	20.094	11.787
12	14:56:38.556	44.908	+0.141	13.244	19.909	11.755
13	14:57:23.593	45.037	+0.270	13.251	20.035	11.751
14	14:58:08.443	44.850	+0.083	13.204	19.955	11.691
15	14:58:53.314	44.871	+0.104	13.208	19.976	11.687
16	14:59:38.229	44.915	+0.148	13.221	19.907	11.787
17	15:00:23.737	45.508	+0.741	13.273	20.440	11.795

(812) Rocco Curcio						
1	14:48:24.398	48.274	+3.366	15.201	20.864	12.209
2	14:49:10.809	46.411	+1.503	14.022	20.366	12.023
3	14:49:56.039	45.230	+0.322	13.308	19.969	11.953
4	14:50:41.272	45.233	+0.325	13.287	19.963	11.983
5	14:51:26.865	45.593	+0.685	13.686	20.065	11.842
6	14:52:11.773	44.908		13.238	19.844	11.826
7	14:52:57.159	45.386	+0.478	13.531	19.948	11.907
8	14:53:43.094	45.935	+1.027	13.494	20.630	11.811
9	14:54:28.219	45.125	+0.217	13.352	20.037	11.736
10	14:55:13.253	45.034	+0.126	13.305	19.908	11.821
11	14:55:58.360	45.107	+0.199	13.267	19.962	11.878
12	14:56:43.315	44.955	+0.047	13.296	19.868	11.791
13	14:57:28.355	45.040	+0.132	13.301	19.925	11.814
14	14:58:13.346	44.991	+0.083	13.271	19.923	11.797
15	14:58:58.372	45.026	+0.118	13.333	19.891	11.802

(887) Torben Gröndahl						
1	14:48:23.437	47.586	+2.505	14.949	20.446	12.191
2	14:49:08.970	45.533	+0.452	13.449	20.178	11.906
3	14:49:54.877	45.907	+0.826	13.532	20.399	11.976
4	14:50:40.713	45.836	+0.755	13.531	20.323	11.982
5	14:51:26.205	45.492	+0.411	13.453	20.098	11.941
6	14:52:11.463	45.258	+0.177	13.413	19.914	11.931
7	14:52:56.808	45.345	+0.264	13.528	19.917	11.900
8	14:53:44.346	47.538	+2.457	13.591	21.575	12.372
9	14:54:29.934	45.588	+0.507	13.568	20.145	11.875
10	14:55:15.204	45.270	+0.189	13.434	19.940	11.896
11	14:56:00.285	45.081		13.258	19.959	11.864
12	14:56:45.439	45.154	+0.073	13.363	19.927	11.864
13	14:57:30.551	45.112	+0.031	13.331	19.918	11.863
14	14:58:15.722	45.171	+0.090	13.318	19.991	11.862
15	14:59:00.934	45.212	+0.131	13.349	20.002	11.861
16	14:59:46.172	45.238	+0.157	13.458	19.937	11.843
17	15:00:31.517	45.345	+0.264	13.467	20.004	11.874

(854) Daniel Brozovic						
1	14:48:23.854	47.939	+2.897	15.000	20.853	12.086
2	14:49:10.140	46.276	+1.234	13.476	20.825	11.975
3	14:49:55.495	45.355	+0.313	13.466	20.017	11.872
4	14:50:41.088	45.593	+0.551	13.383	20.318	11.892
5	14:51:27.542	46.454	+1.412	13.760	20.751	11.943
6	14:52:12.715	45.173	+0.131	13.320	19.978	11.875
7	14:52:57.878	45.163	+0.121	13.292	20.018	11.853
8	14:53:44.143	46.265	+1.223	13.333	20.664	12.268
9	14:54:30.062	45.919	+0.877	13.931	20.147	11.841
10	14:55:15.413	45.351	+0.309	13.488	20.034	11.829
11	14:56:00.594	45.181	+0.139	13.333	19.993	11.855
12	14:56:45.719	45.125	+0.083	13.281	19.985	11.859
13	14:57:30.761	45.042		13.344	19.914	11.784
14	14:58:15.980	45.219	+0.177	13.273	20.042	11.904
15	14:59:01.363	45.383	+0.341	13.611	19.978	11.794
16	14:59:46.952	45.589	+0.547	13.366	20.044	12.179
17	15:00:32.962	46.010	+0.968	13.663	20.517	11.830

(829) Lutz Ohsenbrink						
1	14:48:24.031	48.066	+3.129	15.036	20.851	12.179
2	14:49:09.680	45.649	+0.712	13.432	20.233	11.984
3	14:49:55.142	45.462	+0.525	13.399	20.055	12.008
4	14:50:40.985	45.843	+0.906	13.465	20.355	12.023
5	14:51:26.505	45.520	+0.583	13.594	19.989	11.937
6	14:52:11.609	45.104	+0.167	13.257	19.966	11.881
7	14:52:56.946	45.337	+0.400	13.485	20.037	11.815
8	14:53:44.663	47.717	+2.780	13.561	21.633	12.523
9	14:54:31.873	47.210	+2.273	13.521	21.623	12.066
10	14:55:16.815	44.942	+0.005	13.248	19.890	11.804
11	14:56:01.859	45.044	+0.107	13.216	20.006	11.822
12	14:56:46.796	44.937		13.225	19.905	11.807
13	14:57:31.744	44.948	+0.011	13.252	19.923	11.773
14	14:58:16.703	44.959	+0.022	13.289	19.925	11.745
15	14:59:01.673	44.970	+0.033	13.213	19.936	11.821
16	14:59:47.089	45.416	+0.479	13.265	20.003	12.148
17	15:00:33.146	46.057	+1.120	13.619	20.525	11.913

(876) Cemil Bayyati						
1	14:48:25.529	49.314	+4.434	15.672	21.494	12.148
2	14:49:12.027	46.498	+1.618	13.938	20.506	12.054
3	14:49:57.989	45.962	+1.082	13.581	20.509	11.872
4	14:50:43.156	45.167	+0.287	13.362	19.973	11.832
5	14:51:28.245	45.089	+0.209	13.261	19.951	11.877
6	14:52:13.335	45.090	+0.210	13.365	19.957	11.768
7	14:52:58.430	45.095	+0.215	13.348	19.915	11.832
8	14:53:44.434	46.004	+1.124	13.429	20.085	12.490
9	14:54:31.135	46.701	+1.821	13.823	21.018	11.860
10	14:55:16.223	45.088	+0.208	13.291	19.978	11.819
11	14:56:01.266	45.043	+0.163	13.292	19.942	11.809
12	14:56:46.146					

INT. ADAC Kartrennen Kerpen

X30 SENIOR

Erftlandring Kerpen 1,110 Km

Final

21.07.2024 14:45

Race (17 Laps) started at 14:47:35

Lap	Time of Day	Lap Tm	Diff	S1 Tm	S2 Tm	S3 Tm
14	14:58:16.098	45.009	+0.129	13.266	19.923	11.820
15	14:59:01.117	45.019	+0.139	13.343	19.873	11.803
16	14:59:46.274	45.157	+0.277	13.417	19.980	11.760
17	15:00:31.671	45.397	+0.517	13.489	20.088	11.820

(919) Zino Fahlke

1	14:48:25.949	49.588	+4.439	15.761	21.545	12.282
2	14:49:12.476	46.527	+1.378	13.635	20.863	12.029
3	14:49:58.816	46.340	+1.191	13.710	20.549	12.081
4	14:50:45.082	46.266	+1.117	13.434	20.765	12.067
5	14:51:30.309	45.227	+0.078	13.357	19.927	11.943
6	14:52:15.458	45.149		13.298	19.933	11.918
7	14:53:01.245	45.787	+0.638	13.655	20.214	11.918
8	14:53:46.539	45.294	+0.145	13.380	20.032	11.882
9	14:54:32.275	45.736	+0.587	13.389	20.443	11.904
10	14:55:17.567	45.292	+0.143	13.375	19.998	11.919
11	14:56:03.028	45.461	+0.312	13.386	20.114	11.961
12	14:56:48.307	45.279	+0.130	13.338	20.023	11.918
13	14:57:33.531	45.224	+0.075	13.340	19.961	11.923
14	14:58:18.963	45.492	+0.283	13.355	20.128	11.949
15	14:59:04.540	45.577	+0.428	13.628	19.973	11.976
16	14:59:49.909	45.369	+0.220	13.387	20.087	11.895
17	15:00:35.150	45.241	+0.092	13.356	19.969	11.916

(835) Jarno Wiese

1	14:48:24.922	48.645	+3.365	15.307	21.082	12.256
2	14:49:10.998	46.076	+0.796	13.597	20.352	12.127
3	14:49:56.724	45.726	+0.446	13.510	20.197	12.019
4	14:50:42.004	45.280		13.284	20.018	11.978
5	14:51:28.169	46.165	+0.885	13.447	20.688	12.030
6	14:52:13.778	45.609	+0.329	13.606	20.057	11.946
7	14:52:59.083	45.305	+0.025	13.346	20.085	11.874
8	14:53:44.945	45.862	+0.582	13.324	20.087	12.451
9	14:54:32.059	47.114	+1.834	13.620	21.495	11.999
10	14:55:17.426	45.367	+0.087	13.365	20.047	11.955
11	14:56:02.842	45.416	+0.136	13.370	20.115	11.931
12	14:56:48.698	45.856	+0.576	13.375	20.518	11.963
13	14:57:34.257	45.559	+0.279	13.524	20.105	11.930
14	14:58:19.610	45.353	+0.073	13.335	20.049	11.969
15	14:59:04.975	45.365	+0.085	13.324	20.123	11.918
16	14:59:50.289	45.314	+0.034	13.313	20.058	11.943
17	15:00:36.217	45.928	+0.648	13.432	20.511	11.985

(877) Niklas Hirsch

1	14:48:23.155	47.353	+2.343	14.675	20.476	12.202
2	14:49:08.738	45.583	+0.573	13.449	20.038	12.096
3	14:49:55.034	46.296	+1.286	13.826	20.407	12.063
4	14:50:40.894	45.860	+0.850	13.477	20.280	12.103
5	14:51:27.710	46.816	+1.806	14.194	20.579	12.043
6	14:52:13.033	45.323	+0.313	13.395	20.064	11.864
7	14:53:04.123	51.090	+6.080	13.302	25.746	12.042
8	14:53:49.221	45.098	+0.088	13.284	19.988	11.826
9	14:54:34.633	45.412	+0.402	13.303	20.221	11.888
10	14:55:19.713	45.080	+0.070	13.256	19.973	11.851
11	14:56:04.944	45.231	+0.221	13.212	20.043	11.976
12	14:56:50.045	45.101	+0.091	13.302	19.926	11.873
13	14:57:35.252	45.207	+0.197	13.279	20.027	11.901
14	14:58:20.294	45.042	+0.032	13.213	19.994	11.835
15	14:59:05.422	45.128	+0.118	13.299	19.983	11.846
16	14:59:50.432	45.010		13.288	19.881	11.841
17	15:00:36.336	45.904	+0.894	13.370	20.502	12.032

(920) Donar Munding

1	14:48:26.893	49.601	+4.842	15.453	21.925	12.223
2	14:49:13.270	46.377	+1.618	13.515	20.356	12.506
3	14:50:00.216	46.946	+2.187	13.872	20.901	12.173
4	14:50:46.177	45.961	+1.202	13.733	20.353	11.875
5	14:51:32.490	46.313	+1.554	13.701	20.557	12.055
6	14:52:17.650	45.160	+0.401	13.431	19.856	11.873
7	14:53:05.359	47.709	+2.950	13.818	21.635	12.256
8	14:53:50.990	45.631	+0.872	13.685	20.068	11.878
9	14:54:36.212	45.222	+0.463	13.381	19.921	11.920
10	14:55:21.549	45.337	+0.578	13.393	19.941	12.003
11	14:56:06.720	45.171	+0.412	13.335	19.999	11.837

Lap	Time of Day	Lap Tm	Diff	S1 Tm	S2 Tm	S3 Tm
12	14:56:51.479	44.759		13.211	19.800	11.748
13	14:57:36.487	45.008	+0.249	13.187	19.995	11.826
14	14:58:21.964	45.477	+0.718	13.574	20.017	11.886
15	14:59:07.298	45.334	+0.575	13.540	19.979	11.815
16	14:59:52.222	44.924	+0.165	13.222	19.890	11.812
17	15:00:37.124	44.902	+0.143	13.302	19.872	11.728

(836) Max Ohsenbrink

1	14:48:26.308	49.215	+3.993	15.675	21.340	12.200
2	14:49:11.809	46.501	+1.279	13.911	20.547	12.043
3	14:49:58.549	46.740	+1.518	14.108	20.664	11.968
4	14:50:45.527	46.978	+1.756	13.575	21.298	12.105
5	14:51:31.515	45.988	+0.766	13.822	20.230	11.936
6	14:52:17.322	45.807	+0.585	13.677	20.206	11.924
7	14:53:03.429	46.107	+0.885	13.529	20.623	11.955
8	14:53:48.989	45.560	+0.338	13.436	20.250	11.874
9	14:54:34.747	45.758	+0.536	13.454	20.372	11.932
10	14:55:20.287	45.540	+0.318	13.575	20.104	11.861
11	14:56:05.681	45.394	+0.172	13.361	20.121	11.912
12	14:56:51.019	45.338	+0.116	13.344	20.122	11.872
13	14:57:36.391	45.372	+0.150	13.386	20.079	11.907
14	14:58:21.854	45.463	+0.241	13.453	20.143	11.867
15	14:59:07.662	45.808	+0.586	13.969	20.019	11.820
16	14:59:52.884	45.222		13.336	20.024	11.862
17	15:00:38.318	45.434	+0.212	13.350	20.188	11.896

(810) Daniel Guinchard

1	14:48:26.793	49.361	+3.899	15.588	21.547	12.226
2	14:49:11.960	46.167	+0.705	13.584	20.462	12.121
3	14:49:58.708	46.748	+1.286	14.134	20.554	12.060
4	14:50:45.648	46.940	+1.478	13.703	21.154	12.083
5	14:51:31.364	45.716	+0.254	13.520	20.256	11.940
6	14:52:17.013	45.649	+0.187	13.649	20.064	11.936
7	14:53:02.752	45.739	+0.277	13.422	20.206	12.111
8	14:53:48.316	45.564	+0.102	13.379	20.191	11.994
9	14:54:33.778	45.462		13.418	20.161	11.883
10	14:55:19.266	45.488	+0.026	13.345	20.176	11.967
11	14:56:04.878	45.612	+0.150	13.384	20.255	11.973
12	14:56:50.742	45.864	+0.402	13.748	20.173	11.943
13	14:57:36.245	45.503	+0.041	13.419	20.177	11.907
14	14:58:22.431	46.186	+0.724	14.076	20.127	11.983
15	14:59:08.186	45.755	+0.293	13.519	20.278	11.958
16	14:59:53.692	45.506	+0.044	13.369	20.218	11.919
17	15:00:39.546	45.854	+0.392	13.482	20.251	12.121

(830) Max Hezel

1	14:48:24.560	48.364	+3.295	15.243	20.944	12.177
2	14:49:10.571	46.011	+0.942	13.746	20.302	11.963
3	14:49:57.442	46.871	+1.802	14.192	20.554	11.921
4	14:50:44.446	47.004	+1.935	13.363	21.670	11.971
5	14:51:30.092	45.646	+0.577	13.388	20.275	11.983
6	14:52:15.362	45.270	+0.201	13.301	19.958	12.011
7	14:53:02.518	47.156	+2.087	14.101	21.040	12.015
8	14:53:47.847	45.329	+0.260	13.346	20.040	11.943
9	14:54:33.137	45.290	+0.221	13.365	20.085	11.840
10	14:55:18.349	45.212	+0.143	13.394	19.953	11.865
11	14:56:03.418	45.069		13.296	19.922	11.851
12	14:56:48.727	45.309	+0.240	13.354	20.042	11.913
13	14:57:33.830	45.103	+0.034	13.346	19.934	11.823
14	14:58:19.097	45.267	+0.198	13.317	20.014	11.936
15	14:59:04.277	45.180	+0.111	13.361	19.992	11.827
16	14:59:49.572	45.295	+0.226	13.221	19.983	12.091
17	15:00:34.794	45.222	+0.153	13.382	19.991	11.849

(884) Davin Singer

1	14:48:24.262	48.230	+2.986	15.060	20.920	12.250
2	14:49:10.366	46.104	+0.860	13.830	20.195	12.079
3	14:49:55.898	45.532	+0.288	13.416	20.118	11.998
4	14:50:41.682	45.784	+0.540	13.645	20.180	11.959
5	14:51:28.003	46.321	+1.077	13.628	20.600	12.093
6	14:52:13.247	45.244		13.404	19.974	11.866
7	14:52:58.850	45.603	+0.359	13.679	19.979	11.945
8	14:53:44.848	45.998	+0.754	13.343	20.122	12.533
9	14:54:35.932	51.084	+5.840	13.546	25.338	12.200

Orbits



INT. ADAC Kartrennen Kerpen

X30 SENIOR

Erftlandring Kerpen 1,110 Km

Final

21.07.2024 14:45

Race (17 Laps) started at 14:47:35

Lap	Time of Day	Lap Tm	Diff	S1 Tm	S2 Tm	S3 Tm	Lap	Time of Day	Lap Tm	Diff	S1 Tm	S2 Tm	S3 Tm
10	14:55:21.372	45.440	+0.196	13.381	20.113	11.946	8	14:53:54.183	45.956	+0.526	13.453	20.566	11.937
11	14:56:07.077	45.705	+0.461	13.386	20.364	11.955	9	14:54:41.214	47.031	+1.601	13.454	21.426	12.151
12	14:56:52.454	45.377	+0.133	13.317	20.107	11.953	10	14:55:26.927	45.713	+0.283	13.553	20.248	11.912
13	14:57:37.961	45.507	+0.263	13.375	20.127	12.005	11	14:56:12.392	45.465	+0.035	13.481	20.027	11.957
14	14:58:23.328	45.367	+0.123	13.319	20.131	11.917	12	14:56:58.444	46.052	+0.622	13.508	20.570	11.974
15	14:59:09.333	46.005	+0.761	13.467	20.562	11.976	13	14:57:43.874	45.430		13.347	20.084	11.999
16	14:59:55.354	46.021	+0.777	13.919	20.122	11.980	14	14:58:29.453	45.579	+0.149	13.470	20.215	11.894
17	15:00:40.987	45.633	+0.389	13.512	20.056	12.065	15	14:59:14.885	45.432	+0.002	13.357	20.126	11.949
							16	15:00:00.344	45.459	+0.029	13.360	20.135	11.964
							17	15:00:47.142	46.798	+1.368	13.944	20.395	12.459
(820) Felix Maurer							(891) Luka Koullen						
1	14:48:28.342	50.168	+5.006	15.242	22.463	12.463	1	14:48:31.395	52.468	+7.199	16.504	23.481	12.483
2	14:49:14.356	46.014	+0.851	13.759	20.201	12.054	2	14:49:17.603	46.208	+0.939	13.660	20.461	12.087
3	14:50:01.316	46.960	+1.797	13.677	21.059	12.224	3	14:50:03.943	46.340	+1.071	13.561	20.671	12.108
4	14:50:47.659	46.343	+1.180	13.873	20.494	11.976	4	14:50:49.856	45.913	+0.644	13.524	20.297	12.092
5	14:51:33.830	46.171	+1.008	13.444	20.523	12.204	5	14:51:35.200	45.344	+0.075	13.358	19.887	12.099
6	14:52:19.521	45.691	+0.528	13.706	20.084	11.901	6	14:52:21.251	46.051	+0.782	13.680	20.461	11.910
7	14:53:05.908	46.387	+1.224	13.391	20.813	12.183	7	14:53:07.521	46.270	+1.001	13.958	20.284	12.028
8	14:53:51.566	45.658	+0.495	13.415	20.358	11.885	8	14:53:53.559	46.038	+0.769	13.498	20.283	12.257
9	14:54:37.085	45.519	+0.356	13.307	20.212	12.000	9	14:54:41.043	47.484	+2.215	13.931	21.506	12.047
10	14:55:22.306	45.221	+0.058	13.340	20.041	11.840	10	14:55:26.312	45.269		13.336	20.001	11.932
11	14:56:07.529	45.223	+0.060	13.272	19.966	11.985	11	14:56:13.541	47.229	+1.960	14.512	20.412	12.305
12	14:56:53.098	45.569	+0.406	13.520	20.137	11.912	12	14:56:59.414	45.873	+0.604	13.807	20.164	11.902
13	14:57:38.261	45.163		13.259	19.968	11.936	13	14:57:44.945	45.531	+0.262	13.467	20.106	11.958
14	14:58:23.445	45.184	+0.021	13.303	20.020	11.861	14	14:58:30.425	45.480	+0.211	13.527	20.064	11.889
15	14:59:08.956	45.511	+0.348	13.467	20.097	11.947	15	14:59:15.735	45.310	+0.041	13.434	19.961	11.915
16	14:59:54.292	45.336	+0.173	13.273	20.192	11.871	16	15:00:01.466	45.731	+0.462	13.539	20.261	11.931
17	15:00:39.619	45.327	+0.164	13.313	19.912	12.102	17	15:00:47.445	45.979	+0.710	13.399	20.662	11.918
(806) Moritz Fischer							(811) Karl Schmiederer						
1	14:48:28.186	50.356	+4.982	15.494	22.479	12.383	1	14:48:27.254	50.453	+4.923	16.147	21.837	12.469
2	14:49:14.254	46.068	+0.694	13.694	20.264	12.110	2	14:49:13.418	46.164	+0.634	13.661	20.457	12.046
3	14:50:01.038	46.784	+1.410	13.657	21.015	12.112	3	14:50:00.432	47.014	+1.484	13.859	21.066	12.089
4	14:50:46.814	45.776	+0.402	13.391	20.378	12.007	4	14:50:46.697	46.265	+0.735	13.737	20.445	12.083
5	14:51:33.495	46.681	+1.307	13.734	20.884	12.063	5	14:51:34.137	47.440	+1.910	13.688	21.338	12.414
6	14:52:18.869	45.374		13.406	20.067	11.901	6	14:52:20.698	46.561	+1.031	14.214	20.354	11.993
7	14:53:05.781	46.912	+1.538	13.425	21.262	12.225	7	14:53:06.683	45.985	+0.455	13.471	20.086	12.428
8	14:53:52.533	46.752	+1.378	13.784	20.944	12.024	8	14:53:53.438	46.755	+1.225	13.622	20.918	12.215
9	14:54:38.193	45.660	+0.286	13.520	20.191	11.949	9	14:54:39.648	46.210	+0.680	13.763	20.473	11.974
10	14:55:24.564	46.371	+0.997	13.560	20.682	12.129	10	14:55:25.680	46.032	+0.502	13.466	20.610	11.956
11	14:56:10.947	46.383	+1.009	14.112	20.251	12.020	11	14:56:12.261	46.581	+1.051	14.235	20.346	12.000
12	14:56:57.006	46.059	+0.685	13.819	20.286	11.954	12	14:56:58.680	46.419	+0.889	13.538	20.836	12.045
13	14:57:42.747	45.741	+0.367	13.456	20.219	12.066	13	14:57:44.210	45.530		13.446	20.051	12.033
14	14:58:28.447	45.700	+0.326	13.461	20.212	12.027	14	14:58:29.861	45.651	+0.121	13.480	20.188	11.983
15	14:59:14.027	45.580	+0.206	13.458	20.090	12.032	15	14:59:15.403	45.542	+0.012	13.430	20.098	12.014
16	14:59:59.935	45.908	+0.534	13.632	20.268	12.008	16	15:00:01.083	45.680	+0.150	13.671	20.079	11.930
17	15:00:46.396	46.461	+1.087	13.912	20.467	12.082	17	15:00:48.196	47.113	+1.583	13.542	21.214	12.357
(855) Matti Klasen							(818) Matthy Vandebroek						
1	14:48:26.478	49.560	+3.959	15.507	21.747	12.306	1	14:48:31.891	53.182	+7.763	16.035	24.329	12.818
2	14:49:12.714	46.236	+0.635	13.617	20.519	12.100	2	14:49:18.142	46.251	+0.832	13.627	20.471	12.153
3	14:49:59.069	46.355	+0.754	13.658	20.595	12.102	3	14:50:04.987	46.845	+1.426	13.474	21.059	12.312
4	14:50:45.772	46.703	+1.102	13.581	21.004	12.118	4	14:50:50.948	45.961	+0.542	13.620	20.243	12.098
5	14:51:33.006	47.234	+1.633	13.988	21.177	12.069	5	14:51:36.832	45.884	+0.465	13.726	20.165	11.993
6	14:52:18.607	45.601		13.478	20.115	12.008	6	14:52:22.803	45.971	+0.552	13.412	20.582	11.977
7	14:53:06.336	47.729	+2.128	13.445	21.787	12.497	7	14:53:08.893	46.090	+0.671	13.701	20.410	11.979
8	14:53:52.683	46.347	+0.746	13.730	20.512	12.105	8	14:53:54.835	45.942	+0.523	13.467	20.359	12.116
9	14:54:38.393	45.710	+0.109	13.466	20.183	12.061	9	14:54:41.853	47.018	+1.599	13.489	21.452	12.077
10	14:55:24.657	46.264	+0.663	13.545	20.687	12.032	10	14:55:27.792	45.939	+0.520	13.748	20.252	11.939
11	14:56:11.069	46.412	+0.811	14.220	20.133	12.059	11	14:56:13.679	45.887	+0.468	13.628	20.326	11.933
12	14:56:56.842	45.773	+0.172	13.556	20.159	12.058	12	14:56:59.638	45.959	+0.540	13.798	20.193	11.968
13	14:57:42.555	45.713	+0.112	13.463	20.254	11.996	13	14:57:45.057	45.419		13.410	20.052	11.957
14	14:58:28.987	46.432	+0.831	14.222	20.174	12.036	14	14:58:31.207	46.150	+0.731	13.795	20.399	11.956
15	14:59:14.597	45.610	+0.009	13.416	20.173	12.021	15	14:59:16.931	45.724	+0.305	13.410	20.165	12.149
16	15:00:00.203	45.606	+0.005	13.398	20.184	12.024	16	15:00:03.082	46.151	+0.732	13.816	20.318	12.017
17	15:00:46.712	46.509	+0.908	13.810	20.514	12.185	17	15:00:48.832	45.760	+0.331	13.487	20.113	12.150
(844) Kevin Wagner							(816) Elias Schorneck						
1	14:48:31.628	52.556	+7.126	16.094	23.723	12.739	1	14:48:29.432	51.550	+5.964	15.988	23.085	12.477
2	14:49:17.886	46.258	+0.828	13.707	20.453	12.098	2	14:49:16.493	47.061	+1.475	13.920	21.021	12.120
3	14:50:04.580	46.694	+1.264	13.598	20.883	12.213	3	14:50:02.979	46.486	+0.900	13.648	20.782	12.056
4	14:50:50.729	46.149	+0.719	13.848	20.234	12.067	4	14:50:48.779	45.800	+0.214	13.434	20.302	12.064
5	14:51:36.301	45.572	+0.142	13.500	20.118	11.954	5	14:51:34.471	45.692	+0.106	13.342	20.175	12.175
6	14:52:22.117	45.816	+0.386	13.442	20.403	11.971							
7	14:53:08.227	46.110	+0.680	13.658	20.498	11.954							



INT. ADAC Kartrennen Kerpen

X30 SENIOR

Erftlandring Kerpen 1,110 Km

Final

21.07.2024 14:45

Race (17 Laps) started at 14:47:35

Lap	Time of Day	Lap Tm	Diff	S1 Tm	S2 Tm	S3 Tm	Lap	Time of Day	Lap Tm	Diff	S1 Tm	S2 Tm	S3 Tm
6	14:52:21.957	47.486	+1.900	14.878	20.602	12.006	4	14:50:57.759	47.194	+1.687	13.497	21.591	12.106
7	14:53:07.888	45.931	+0.345	13.520	20.449	11.962	5	14:51:43.488	45.729	+0.222	13.530	20.215	11.984
8	14:53:54.325	46.437	+0.851	13.383	21.067	11.987	6	14:52:29.152	45.664	+0.157	13.504	20.155	12.005
9	14:54:41.521	47.196	+1.610	13.490	21.674	12.032	7	14:53:14.772	45.620	+0.113	13.510	20.123	11.987
10	14:55:27.107	45.586		13.438	20.180	11.968	8	14:54:00.446	45.674	+0.167	13.560	20.170	11.944
11	14:56:12.825	45.718	+0.132	13.465	20.320	11.933	9	14:54:46.214	45.768	+0.261	13.550	20.213	12.005
12	14:56:58.949	46.124	+0.538	13.387	20.640	12.097	10	14:55:31.886	45.672	+0.165	13.442	20.292	11.938
13	14:57:44.630	45.681	+0.095	13.626	20.138	11.917	11	14:56:17.564	45.678	+0.171	13.428	20.249	12.001
14	14:58:31.093	46.463	+0.877	14.102	20.389	11.972	12	14:57:03.224	45.660	+0.153	13.447	20.187	12.026
15	14:59:17.429	46.336	+0.750	14.173	20.196	11.967	13	14:57:48.731	45.507		13.369	20.207	11.931
16	15:00:03.408	45.979	+0.393	13.613	20.436	11.930	14	14:58:34.298		+0.060	13.397	20.232	11.938
17	15:00:48.999	45.591	+0.005	13.458	20.053	12.080	15	14:59:20.044	45.746	+0.239	13.508	20.223	12.015
							16	15:00:06.221	46.177	+0.670	13.379	20.278	12.520
							17	15:00:52.088	45.867	+0.360	13.624	20.198	12.045

(808) Eric Wess

1	14:48:29.795	51.203	+5.668	15.738	23.061	12.404
2	14:49:16.693	46.898	+1.363	13.762	20.962	12.174
3	14:50:03.604	46.911	+1.376	13.744	20.877	12.290
4	14:50:51.570	47.966	+2.431	15.185	20.797	11.984
5	14:51:37.505	45.935	+0.400	13.807	20.209	11.919
6	14:52:23.040	45.535		13.460	20.142	11.933
7	14:53:09.106	46.066	+0.531	13.713	20.360	11.993
8	14:53:55.051	45.945	+0.410	13.439	20.452	12.054
9	14:54:42.598	47.547	+2.012	13.522	21.958	12.067
10	14:55:28.496	45.898	+0.363	13.608	20.279	12.011
11	14:56:14.760	46.264	+0.729	13.511	20.492	12.261
12	14:57:00.818	46.058	+0.523	13.802	20.218	12.038
13	14:57:46.658	45.840	+0.305	13.745	20.096	11.999
14	14:58:32.509	45.851	+0.316	13.589	20.240	12.022
15	14:59:18.111	45.602	+0.067	13.439	20.200	11.963
16	15:00:03.735	45.624	+0.089	13.469	20.228	11.927
17	15:00:49.383	45.648	+0.113	13.448	20.119	12.081

(899) Luke Neubauer

1	14:48:30.276	51.768	+5.777	16.138	23.174	12.456
2	14:49:17.378	47.102	+1.111	13.720	21.176	12.206
3	14:50:05.270	47.892	+1.901	13.695	21.664	12.533
4	14:50:52.039	46.769	+0.778	13.674	20.898	12.197
5	14:51:38.211	46.172	+0.181	13.706	20.350	12.116
6	14:52:24.479	46.268	+0.277	13.728	20.379	12.161
7	14:53:10.713	46.234	+0.243	13.634	20.463	12.137
8	14:53:56.824	46.111	+0.120	13.639	20.446	12.026
9	14:54:42.847	46.023	+0.032	13.615	20.389	12.019
10	14:55:29.219	46.372	+0.381	13.726	20.628	12.018
11	14:56:15.217	45.998	+0.007	13.583	20.404	12.011
12	14:57:01.945	46.728	+0.737	13.770	20.659	12.299
13	14:57:48.197	46.252	+0.261	13.658	20.421	12.173
14	14:58:34.188	45.991		13.582	20.377	12.032
15	14:59:20.556	46.368	+0.377	13.923	20.355	12.090
16	15:00:06.586	46.030	+0.039	13.623	20.493	12.014
17	15:00:52.787	46.201	+0.210	13.681	20.280	12.240

(923) Mehmet Efe Aybar

1	14:48:28.080	50.446	+5.239	15.464	22.581	12.401
2	14:49:14.788	46.708	+1.501	14.115	20.601	11.992
3	14:50:01.840	47.052	+1.845	13.356	21.504	12.192
4	14:50:47.881	46.041	+0.834	13.493	20.496	12.052
5	14:51:33.927	46.046	+0.839	13.414	20.418	12.214
6	14:52:20.865	46.938	+1.731	14.539	20.321	12.078
7	14:53:09.959	49.094	+3.887	14.250	22.555	12.289
8	14:53:55.439	45.480	+0.273	13.503	20.056	11.921
9	14:54:41.973	46.534	+1.327	13.386	21.100	12.048
10	14:55:27.925	45.952	+0.745	13.820	20.257	11.875
11	14:56:14.106	46.181	+0.974	13.740	20.431	12.010
12	14:57:00.311	46.205	+0.998	13.840	20.330	12.035
13	14:57:45.518	45.207		13.404	19.931	11.872
14	14:58:31.408	45.890	+0.683	13.439	20.439	12.012
15	14:59:17.012	45.604	+0.397	13.461	20.005	12.138
16	15:00:05.369	48.357	+3.150	13.865	22.387	12.105
17	15:00:50.941	45.572	+0.365	13.563	20.039	11.970

(881) Jacob Trost

1	14:48:28.891	50.558	+5.027	15.279	22.597	12.682
2	14:49:21.472	52.581	+7.050	13.786	24.007	14.788
3	14:50:13.994	52.522	+6.991	15.156	23.999	13.367
4	14:51:01.550	47.556	+2.025	14.159	21.011	12.386
5	14:51:47.808	46.258	+0.727	13.771	20.330	12.157
6	14:52:33.654	45.846	+0.315	13.505	20.311	12.030
7	14:53:19.337	45.683	+0.152	13.429	20.312	11.942
8	14:54:05.102	45.765	+0.234	13.471	20.303	11.991
9	14:54:50.719	45.617	+0.086	13.423	20.208	11.986
10	14:55:36.408	45.689	+0.158	13.460	20.282	11.947
11	14:56:22.485	46.077	+0.546	13.754	20.371	11.952
12	14:57:08.113	45.628	+0.097	13.470	20.181	11.977
13	14:57:53.905	45.792	+0.261	13.482	20.299	12.011
14	14:58:39.678	45.773	+0.242	13.576	20.278	11.919
15	14:59:25.325	45.647	+0.116	13.457	20.241	11.949
16	15:00:10.886	45.561	+0.030	13.373	20.254	11.934
17	15:00:56.417	45.531		13.431	20.121	11.979

(807) Marlon Vatter

1	14:48:29.523	50.728	+5.554	15.351	23.062	12.315
2	14:49:16.420	46.897	+1.723	13.680	21.072	12.145
3	14:50:03.696	47.276	+2.102	13.835	20.951	12.490
4	14:50:50.042	46.346	+1.172	13.645	20.509	12.192
5	14:51:35.403	45.361	+0.187	13.336	20.058	11.967
6	14:52:21.457	46.054	+0.880	13.565	20.484	12.005
7	14:53:07.643	46.186	+1.012	13.867	20.261	12.058
8	14:53:53.816	46.173	+0.999	13.497	20.634	12.042
9	14:54:40.294	46.478	+1.304	13.657	20.845	11.976
10	14:55:26.137	45.843	+0.669	13.360	20.585	11.898
11	14:56:13.128	46.991	+1.817	13.854	21.131	12.006
12	14:56:58.877	45.749	+0.575	13.313	20.288	12.148
13	14:57:44.361	45.484	+0.310	13.482	20.095	11.907
14	14:58:30.001	45.640	+0.466	13.461	20.331	11.848
15	14:59:15.496	45.495	+0.321	13.473	20.150	11.872
16	15:00:00.670	45.174		13.354	19.978	11.842
17	15:00:46.855	46.185	+1.011	13.457	20.471	12.257

(888) Louis Schütze

1	14:48:30.054	51.739	+6.187	16.099	23.310	12.330
2	14:49:16.995	46.941	+1.389	13.746	21.034	12.161
3	14:50:04.384	47.389	+1.837	13.578	21.635	12.176
4	14:50:50.657	46.273	+0.721	13.871	20.268	12.134
5	14:51:36.543	45.886	+0.334	13.807	20.067	12.012
6	14:52:22.599	46.056	+0.504	13.485	20.520	12.051
7	14:53:08.709	46.110	+0.558	13.450	20.550	12.110
8	14:53:54.655	45.946	+0.394	13.498	20.403	12.045
9	14:54:41.732	47.077	+1.525	13.468	21.468	12.141
10	14:55:28.245	46.513	+0.961	14.280	20.282	11.951
11	14:56:14.600	46.355	+0.803	13.616	20.575	12.164
12	14:57:00.647	46.047	+0.495	13.857	20.158	12.032
13	14:57:46.554	45.907	+0.355	13.650	20.144	12.113
14	14:58:32.635	46.081	+0.529	13.935	20.080	12.066
15	14:59:18.187	45.552		13.472	20.119	11.961
16	15:00:05.916	47.729	+2.177	13.570	21.754	12.405
17	15:00:51.834	45.918	+0.366	13.575	20.224	12.119

(833) Jannik Remmert

1	14:48:29.155	50.312</
---	--------------	--------------------

INT. ADAC Kartrennen Kerpen

X30 SENIOR

Erftlandring Kerpen 1,110 Km

Final

21.07.2024 14:45

Race (17 Laps) started at 14:47:35

Lap	Time of Day	Lap Tm	Diff	S1 Tm	S2 Tm	S3 Tm	Lap	Time of Day	Lap Tm	Diff	S1 Tm	S2 Tm	S3 Tm
2	14:49:12.309	46.250	+0.990	13.637	20.469	12.144	6	14:52:18.129	45.445		13.412	20.129	11.904
3	14:49:59.998	47.689	+2.429	13.928	21.555	12.206	7	14:53:05.564	47.435	+1.990	13.529	21.538	12.368
4	14:50:45.864	45.866	+0.606	13.596	20.131	12.139	8	14:53:51.370	45.806	+0.361	13.669	20.241	11.896
5	14:51:31.600	45.736	+0.476	13.717	20.076	11.943	9	14:54:37.577	46.207	+0.762	13.395	20.395	12.417
6	14:52:17.393	45.793	+0.533	13.708	20.174	11.911	10	14:55:49.149	1:11.572	+26.127	13.938	45.444	12.190
7	14:53:05.210	47.817	+2.557	14.001	21.642	12.174	11	14:56:34.995	45.846	+0.401	13.642	20.204	12.000
8	14:53:50.759	45.549	+0.289	13.666	20.046	11.837	12	14:57:20.606	45.611	+0.166	13.509	20.119	11.983
9	14:54:36.086	45.327	+0.067	13.361	19.991	11.975							
10	14:55:21.826	45.740	+0.480	13.390	20.492	11.858							
11	14:56:07.440	45.614	+0.354	13.513	20.091	12.010							
12	14:56:53.223	45.783	+0.523	13.497	20.317	11.969							
13	14:57:38.483	45.260		13.355	19.995	11.910							
14	14:58:23.871	45.388	+0.128	13.625	19.975	11.788							
15	14:59:09.438	45.567	+0.307	13.332	20.228	12.007							
16	15:00:07.275	57.837	+12.577	25.757	20.220	11.860							
17	15:00:52.892	45.617	+0.357	13.424	19.917	12.276							

(809) Luis Esser

1	14:48:28.524	52.151	+6.991	15.625	24.137	12.389
2	14:49:15.150	46.626	+1.466	13.927	20.624	12.075
3	14:50:01.416	46.266	+1.106	13.473	20.661	12.132
4	14:50:47.515	46.099	+0.939	13.518	20.688	11.893
5	14:51:33.799	46.284	+1.124	13.381	20.653	12.250
6	14:52:19.122	45.323	+0.163	13.439	20.001	11.883
7	14:53:06.457	47.335	+2.175	13.345	21.358	12.632
8	14:53:52.155	45.698	+0.538	13.474	20.341	11.883
9	14:54:37.784	45.629	+0.469	13.313	19.982	12.334
10	14:55:25.933	48.149	+2.989	13.829	22.450	11.870
11	14:56:11.485	45.552	+0.392	13.555	20.123	11.874
12	14:57:07.493	56.008	+10.848	22.814	21.191	12.003
13	14:57:52.862	45.369	+0.209	13.454	19.973	11.942
14	14:58:38.105	45.243	+0.083	13.391	19.971	11.881
15	14:59:23.283	45.178	+0.018	13.432	19.924	11.822
16	15:00:08.443	45.160		13.404	19.896	11.860
17	15:00:54.034	45.591	+0.431	13.403	19.900	12.288

(853) Devin Leon Ucar

1	14:48:29.248	51.774	+6.247	16.282	22.810	12.682
2	14:49:16.191	46.943	+1.416	13.655	21.222	12.066
3	14:50:02.096	45.905	+0.378	13.407	20.455	12.043
4	14:50:48.138	46.042	+0.515	13.458	20.560	12.024
5	14:51:34.285	46.147	+0.620	13.506	20.452	12.189
6	14:52:21.014	46.729	+1.202	14.370	20.329	12.030
7	14:53:06.941	45.927	+0.400	13.485	20.210	12.232
8	14:53:53.690	46.749	+1.222	13.475	21.152	12.122
9	14:54:39.763	46.073	+0.546	13.607	20.543	11.923
10	14:55:25.754	45.991	+0.464	13.536	20.580	11.875
11	14:56:11.281	45.527		13.487	20.116	11.924
12	14:57:19.143	1:07.862	+22.335	33.344	22.411	12.107
13	14:58:04.719	45.576	+0.049	13.482	20.127	11.967
14	14:58:50.395	45.676	+0.149	13.503	20.183	11.990
15	14:59:36.266	45.871	+0.344	13.478	20.260	12.133
16	15:00:24.611	48.345	+2.818	13.495	22.425	12.425

(845) Jan Waibel

1	14:48:27.993	50.912	+5.165	16.111	22.402	12.399
2	14:49:14.057	46.064	+0.317	13.631	20.393	12.040
3	14:50:01.220	47.163	+1.416	13.486	21.474	12.203
4	14:50:49.242	48.022	+2.275	13.622	22.033	12.367
5	14:51:34.989	45.747		13.486	20.306	11.955
6	14:52:21.849	46.860	+1.113	13.776	21.118	11.966
7	14:53:08.537	46.688	+0.941	14.108	20.551	12.029
8	14:53:54.502	45.965	+0.218	13.535	20.459	11.971
9	14:54:41.386	46.884	+1.137	13.536	21.322	12.026
10	14:55:27.374	45.988	+0.241	13.676	20.416	11.896
11	14:56:13.609	46.235	+0.488	13.540	20.581	12.114
12	14:57:00.178	46.569	+0.822	14.197	20.380	11.992

(821) Manuel Wagner

1	14:48:26.785	50.130	+4.685	15.989	21.887	12.254
2	14:49:13.096	46.311	+0.866	14.007	20.172	12.132
3	14:50:00.120	47.024	+1.579	13.736	21.027	12.261
4	14:50:46.444	46.324	+0.879	13.729	20.553	12.042
5	14:51:32.684	46.240	+0.795	13.649	20.508	12.083

Orbits





INT. ADAC Kartrennen Kerpen

Lapchart

X30 SENIOR

Erftlandring Kerpen 1,110 Km

Final

21.07.2024 14:45

Race (17 Laps) started at 14:47:35

Competitors	Laps																	
	0	1	2	3	4	5	6	7	8	9	10	11	12	13	14	15	16	17
Elia Weiss (822)	1	822	822	822	822	822	822	822	822	822	822	822	822	822	822	822	822	822
Phil Colin Strenge (895)	2	895	895	895	895	895	895	895	895	895	895	895	895	895	895	895	895	823
Jason Bralic (823)	3	823	823	823	823	823	823	823	823	823	823	823	823	823	823	823	823	895
Niklas Hirsch (877)	4	877	877	877	887	887	887	887	887	812	812	812	812	812	812	812	812	812
Torben Gröndahl (887)	5	887	887	887	877	877	829	829	829	854	887	887	887	887	887	887	887	887
Daniel Brozovic (854)	6	854	854	829	829	829	812	812	812	887	854	854	854	854	854	876	876	876
Lutz Ohsenbrink (829)	7	829	829	854	854	854	854	854	876	876	876	876	876	876	876	854	854	854
Davin Singer (884)	8	884	884	884	884	812	877	877	876	829	829	829	829	829	829	829	829	829
Max Ohsenbrink (836)	9	836	812	830	812	884	884	884	884	884	835	835	835	919	919	919	830	830
Rocco Curcio (812)	10	812	830	812	835	835	835	876	835	835	919	919	919	835	830	830	919	919
Max Hezel (830)	11	830	835	835	830	876	876	835	919	919	830	830	830	830	835	835	835	835
Cemil Bayyati (876)	12	876	836	836	876	830	830	830	830	810	810	810	877	877	877	877	877	877
Jamo Wiese (835)	13	835	876	810	836	919	919	919	810	810	877	877	877	810	810	836	920	920
Zino Fahlke (919)	14	919	810	876	810	836	810	810	836	836	836	836	836	836	836	920	836	836
Luis Esser (809)	15	809	919	815	919	810	836	836	877	877	884	884	920	920	920	810	810	810
Daniel Guinchart (810)	16	810	815	919	855	855	815	815	815	815	815	920	884	884	884	884	820	820
Moritz Wolber (815)	17	815	855	855	815	815	920	920	920	920	815	815	820	820	820	884	884	884
Manuel Wagner (821)	18	821	821	821	821	821	821	821	821	820	820	820	815	815	815	815	806	806
Karl Schmiederer (811)	19	811	920	920	821	855	855	806	820	821	806	806	855	855	806	806	855	855
Matti Klasen (855)	20	855	811	811	811	811	806	806	820	809	809	855	855	806	806	855	855	844
Jan Waibel (845)	21	845	845	845	806	806	809	809	855	806	806	811	853	844	844	844	807	844
Donar Munding (920)	22	920	923	806	845	809	820	820	809	855	855	853	809	811	811	811	811	891
Devin Leon Ucar (853)	23	853	806	820	820	820	923	811	811	811	811	809	811	807	807	807	891	811
Mehmet Efe Aybar (923)	24	923	820	923	809	923	811	923	853	891	853	807	844	816	816	891	891	818
Moritz Fischer (806)	25	806	809	809	923	853	853	853	891	853	807	891	816	891	891	816	818	816
Elias Schorneck (816)	26	816	881	853	853	816	816	891	807	807	891	844	807	818	818	818	923	808
Felix Maurer (820)	27	820	833	807	816	845	845	807	816	844	844	816	891	845	923	923	816	923
Louis Schütze (888)	28	888	853	816	808	891	891	845	844	816	845	845	845	923	888	808	808	888
Jacob Trost (881)	29	881	816	808	807	807	807	816	845	845	816	818	818	888	808	888	888	833
Luke Neubauer (899)	30	899	807	888	891	888	844	844	888	888	888	923	923	808	899	899	833	899
Eric Wess (808)	31	808	808	899	888	844	888	888	818	818	818	888	888	899	833	833	899	815
Matthy Vandebroek (818)	32	818	888	891	844	818	818	818	808	808	923	808	808	833	809	809	809	809
Marlon Vatter (807)	33	807	899	844	818	808	808	808	923	923	808	899	899	809	881	881	881	881
Jannik Remmert (833)	34	833	891	818	899	899	899	899	899	899	899	833	833	881	853	853	853	853
Luka Koullen (891)	35	891	844	881	833	833	833	833	833	833	833	881	881	853				
Kevin Wagner (844)	36	844	818	833	881	881	881	881	881	881	821	821	821					





X30 SENIOR

Final Revision 2

Track length: 1.110 Km
Race Started: 14:47:35
Best Lap by: 822 - Elia Weiss - 44.723

Rank	#	Driver	Nat	Sponsor Entrant	Nat	License E-License	Make	laps	T. Time Diff	Best Lap	Penalty	Points
1	0	822 Elia Weiss	DEU	DSK e.V. Ja zum Motorsport SIM-ON	DEU	ITG38504 KBF39246	Kosmic/IAME/Komet	17	12:46.961	44.723		51
2	0	823 Jason Bralic	NLD	SIM-ON	DEU	ITG46957 KBF39246	Kosmic/IAME/Komet	17	12:48.000 1.039	44.837		44
3	0	895 Phil Colin Streng	DEU	ADAC Württemberg e.V. Ebert Motorsport	DEU	ITE42785 EL38528	LN/IAME/Komet	17	12:48.171 1.210	44.767		38
4	7	812 Rocco Curcio	DEU	ADAC Württemberg e.V. AT-Motorsport	DEU	ITE29607 KBF38996	Exprit/IAME/Komet	17	12:52.990 6.029	44.908		34
5	-1	887 Torben Gröndahl	DEU	MSC Groß Dölln e.V. im ADAC CV Performance Group	DEU	ITC-C14120 BIF38321	KR/IAME/Komet	17	12:55.951 8.990	45.081		30
6	1	854 Daniel Brozovic	DEU	Valier Motorsport	DEU	ITE 42036 KBF39300	Energy/IAME/Komet	17	12:57.396 10.435	45.042		26
7	-1	829 Lutz Ohsenbrink	DEU	KSL Racing Team	DEU	ITE40759 KBF1304585	Alonso/IAME/Komet	17	12:57.580 10.619	44.937		22
8	2	876 Cemil Bayyati	DEU	Dörr Motorsport	DEU	ITG15366 BIF38420	KR/IAME/Komet	17	12:59.105 12.144	44.880		18
9	8	919 Zino Fahlke	DEU	Larea GT1 Racing	DEU	ITE 16367 KBF39725	Kosmic/IAME/Komet	17	12:59.584 12.623	45.149		0
10	5	835 Jarno Wiese	DEU	VDB Kart Racing	DEU	ITE 40767 KBF 10478	OTK/IAME/Komet	17	13:00.651 13.690	45.280		14
11	-6	877 Niklas Hirsch	DEU	MSC-Langenberg e. V. im ADAC SIM-ON	DEU	ITF39320 KBF39246	Kosmic/IAME/Komet	17	13:00.770 13.809	45.010		10
12	10	920 Donar Munding	LIE	Stern Motorsport	DEU	ITC-C12345 BIC38195	KR/IAME/Komet	17	13:01.558 14.597	44.759		0
13	-5	836 Max Ohsenbrink	DEU	KSL Racing Team	DEU	ITE18670 KBF1304585	Alonso/IAME/Komet	17	13:02.752 15.791	45.222		8
14	0	810 Daniel Guinhard	GBR	SFR Motorsport	GBR	ITC-C292117 IBL368379	KR/IAME/Komet	17	13:03.980 17.019	45.462		6
15	-2	830 Max Hezel	DEU	ADAC Hessen-Thüringen e.V. CV Performance Group	DEU	ITF38265 BIF38321	KR/IAME/Komet	17	13:04.228 17.267	45.069	+ 5 sec	4
16	-7	884 Davin Singer	DEU	ADAC Südbaden e.V. CV Performance Group	DEU	ITE 23384 BIF38321	KR/IAME/Komet	17	13:05.421 18.460	45.244		2
17	9	820 Felix Maurer	DEU	DUTT MOTORSPORT by FENSTER.com	LUX	NKA41244 IBLK867	Tony Kart/IAME/Komet	17	13:09.053 22.092	45.163	+ 5 sec	1
18	9	806 Moritz Fischer	DEU	ADAC Pfalz e.V. DUTT MOTORSP. by FENSTER.COM	LUX	NKA26409 IBLK867	Tony Kart/IAME/Komet	17	13:10.830 23.869	45.374		0
19	2	855 Matti Klasen	DEU	DSK e.V. Ja zum Motorsport RMW Motorsport	DEU	ITE13782 BIC39010	Tony Kart/IAME/Komet	17	13:11.146 24.185	45.601		0
20	16	844 Kevin Wagner	DEU	MSC-Langenberg e. V. im ADAC TB Racing Team	DEU	ITE 11828 KBF38262	KR/IAME/Komet	17	13:11.576 24.615	45.430		0
21	14	891 Luka Koullen	NLD	PCH Racing	DEU	NKA50483 BIF39956	KR/IAME/Komet	17	13:11.879 24.918	45.269		0
22	-3	811 Karl Schmiederer	DEU	RS-Motorsport	DEU	ITE39775 KBF40372	CRG/IAME/Komet	17	13:12.630 25.669	45.530		0
23	9	818 Matthy Vandebroek	DEU	VDB Kart Racing	DEU	ITE 11491 KBF 10478	Tony Kart/IAME/Komet	17	13:13.266 26.305	45.419		0
24	0	816 Elias Schorneck	DEU	VDB Kart Racing	DEU	ITE40538 KBF 10478	Tony Kart/IAME/Komet	17	13:13.433 26.472	45.586		0
25	5	808 Eric Wess	DEU	Kartshop Ampfing	DEU	ITE44964 KBF25142	Drago Corse/IAME/Komet	17	13:13.817 26.856	45.535		0
26	-1	923 Mehmet Efe Aybar	DEU	RMW Motorsport	DEU	NKA41197 BIF39010	OTK/IAME/Komet	17	13:15.375 28.414	45.207		0
27	6	807 Marlon Vatter	DEU	AT Motorsport	DEU	ITF38543 KBF38543	Exprit/IAME/Komet	17	13:16.289 29.328	45.174	+ 5 sec	0
28	6	833 Jannik Remmert	DEU	VDB Kart Racing	DEU	ITE19994 KBF 10478	Tony Kart/IAME/Komet	17	13:16.522 29.561	45.507		0
29	2	899 Luke Neubauer	DEU	AT Motorsport	DEU	ITE45043 KBF38996	OTK/IAME/Komet	17	13:17.221 30.260	45.991		0
30	-1	888 Louis Schütze	DEU	RF Racing	DEU	ITE 17941 KBF41358	KR/IAME/Komet	17	13:21.268 34.307	45.552	+ 5 sec	0
31	-15	815 Moritz Wolber	DEU	ADAC Südbaden e.V. NEES RACING	DEU	NKA16641 BIF17863	Maranello/IAME/Komet	17	13:22.326 35.365	45.260	+ 5 sec	0
32	-9	853 Devin Leon Ucar	DEU	ADAC Pfalz e.V. PCH Racing	DEU	ITF40418 KBF39956	Tony Kart /IAME/Komet	16	12:54.045 1 Lap	45.527	+ 5 sec	0
33	-13	845 Jan Waibel	DEU	ADAC Mittelrhein e.V. VDB Kart Racing	DEU	NKA12495 KBF10478	Tony Kart/IAME/Komet	12	9:24.612 5 Laps	45.747		0
34	-16	821 Manuel Wagner	DEU	RS-Motorsport	DEU	ITE 39259 KBF40372	CRG/IAME/Komet	12	9:45.040 5 Laps	45.445		0

Not classified

DSQ	881	Jacob Trost	DEU	ADAC Hessen-Thüringen e.V. DUTT MOTORSPORT by FENSTER.COM	LUX	NKA41233 IDCK867	Tony Kart/IAME/Komet	17	DSQ	45.531		0
DSQ	809	Luis Esser	DEU	RMW Motorsport	DEU	ITE 11661 KBF39010	OTK/IAME/Komet	17	DSQ	45.160	+ 5 sec	0

Announcements

- # 876 + 3 sec corridor
- # 820,830,888,807,815,853,809 + 5 sec front fairing
- # 809, 881 DQ Steward decision

